

Math Toolkit

**Paul A. Bristow
Hubert Holin
Christopher Kormanyos
Bruno Lalande
John Maddock
Johan Råde
Benjamin Sobotta
Gautam Sewani
Thijs van den Berg
Daryle Walker
Xiaogang Zhang**

Math Toolkit

by Paul A. Bristow, Hubert Holin, Christopher Kormanyos, Bruno Lalande, John Maddock, Johan Råde, Benjamin Sobotta, Gautam Sewani, Thijs van den Berg, Daryle Walker, and Xiaogang Zhang

This manual is also available in [printer friendly PDF format](#), and as a CD ISBN 0-9504833-2-X 978-0-9504833-2-0, Classification 519.2-dc22.

Copyright © 2006-2010, 2012, 2013 Paul A. Bristow, Christopher Kormanyos, Hubert Holin, Bruno Lalande, John Maddock, Johan Råde, Gautam Sewani, Benjamin Sobotta, Thijs van den Berg, Daryle Walker and Xiaogang Zhang

Distributed under the Boost Software License, Version 1.0. (See accompanying file LICENSE_1_0.txt or copy at http://www.boost.org/LICENSE_1_0.txt)

Table of Contents

Overview	1
About the Math Toolkit	2
Navigation	3
Document Conventions	4
Other Hints and tips	5
Directory and File Structure	6
Namespaces	7
Calculation of the Type of the Result	8
Error Handling	10
Compilers	17
Configuration Macros	22
Policies	25
Thread Safety	26
Performance	27
If and How to Build a Boost.Math Library, and its Examples and Tests	28
History and What's New	30
C99 and C++ TR1 C-style Functions	35
Frequently Asked Questions FAQ	43
Contact Info and Support	45
Statistical Distributions and Functions	46
Statistical Distributions Tutorial	47
Overview of Distributions	47
Headers and Namespaces	47
Distributions are Objects	47
Generic operations common to all distributions are non-member functions	48
Complements are supported too - and when to use them	50
Parameters can be calculated	52
Summary	53
Worked Examples	53
Distribution Construction Examples	53
Student's t Distribution Examples	57
Chi Squared Distribution Examples	68
F Distribution Examples	76
Binomial Distribution Examples	80
Geometric Distribution Examples	95
Negative Binomial Distribution Examples	100
Normal Distribution Examples	114
Inverse Chi-Squared Distribution Bayes Example	120
Non Central Chi Squared Example	124
Error Handling Example	126
Find Location and Scale Examples	129
Comparison with C, R, FORTRAN-style Free Functions	139
Using the Distributions from Within C#	140
Random Variates and Distribution Parameters	140
Discrete Probability Distributions	140
Statistical Distributions Reference	142
Non-Member Properties	142
Distributions	151
Bernoulli Distribution	151
Beta Distribution	154
Binomial Distribution	160
Cauchy-Lorentz Distribution	168
Chi Squared Distribution	171
Exponential Distribution	175
Extreme Value Distribution	177

F Distribution	179
Gamma (and Erlang) Distribution	184
Geometric Distribution	186
Hypergeometric Distribution	194
Inverse Chi Squared Distribution	199
Inverse Gamma Distribution	203
Inverse Gaussian (or Inverse Normal) Distribution	206
Laplace Distribution	210
Logistic Distribution	213
Log Normal Distribution	215
Negative Binomial Distribution	218
Noncentral Beta Distribution	226
Noncentral Chi-Squared Distribution	229
Noncentral F Distribution	234
Noncentral T Distribution	239
Normal (Gaussian) Distribution	243
Pareto Distribution	246
Poisson Distribution	248
Rayleigh Distribution	251
Skew Normal Distribution	254
Students t Distribution	258
Triangular Distribution	262
Uniform Distribution	266
Weibull Distribution	270
Distribution Algorithms	273
Extras/Future Directions	275
Special Functions	277
Gamma Functions	278
Gamma	278
Log Gamma	281
Digamma	285
Ratios of Gamma Functions	287
Incomplete Gamma Functions	290
Incomplete Gamma Function Inverses	297
Derivative of the Incomplete Gamma Function	299
Factorials and Binomial Coefficients	301
Factorial	301
Double Factorial	302
Rising Factorial	304
Falling Factorial	305
Binomial Coefficients	305
Beta Functions	307
Beta	307
Incomplete Beta Functions	309
The Incomplete Beta Function Inverses	315
Derivative of the Incomplete Beta Function	321
Error Functions	322
Error Functions	322
Error Function Inverses	326
Polynomials	329
Legendre (and Associated) Polynomials	329
Laguerre (and Associated) Polynomials	334
Hermite Polynomials	337
Spherical Harmonics	339
Bessel Functions	343
Bessel Function Overview	343
Bessel Functions of the First and Second Kinds	345
Finding Zeros of Bessel Functions of the First and Second Kinds	350

Modified Bessel Functions of the First and Second Kinds	359
Spherical Bessel Functions of the First and Second Kinds	364
Hankel Functions	367
Cyclic Hankel Functions	367
Spherical Hankel Functions	368
Airy Functions	370
Airy Ai Function	370
Airy Bi Function	371
Airy Ai' Function	372
Airy Bi' Function	374
Elliptic Integrals	376
Elliptic Integral Overview	376
Elliptic Integrals - Carlson Form	380
Elliptic Integrals of the First Kind - Legendre Form	384
Elliptic Integrals of the Second Kind - Legendre Form	386
Elliptic Integrals of the Third Kind - Legendre Form	388
Jacobi Elliptic Functions	391
Overview of the Jacobi Elliptic Functions	391
Jacobi Elliptic SN, CN and DN	391
Jacobi Elliptic Function cd	395
Jacobi Elliptic Function cn	396
Jacobi Elliptic Function cs	397
Jacobi Elliptic Function dc	398
Jacobi Elliptic Function dn	399
Jacobi Elliptic Function ds	400
Jacobi Elliptic Function nc	401
Jacobi Elliptic Function nd	402
Jacobi Elliptic Function ns	403
Jacobi Elliptic Function sc	404
Jacobi Elliptic Function sd	405
Jacobi Elliptic Function sn	406
Zeta Functions	408
Riemann Zeta Function	408
Exponential Integrals	412
Exponential Integral En	412
Exponential Integral Ei	414
Basic Functions	417
sin_pi	417
cos_pi	417
log1p	417
expm1	419
cbrt	420
sqrt1pml	421
powm1	422
hypot	423
Compile Time Power of a Runtime Base	423
Sinus Cardinal and Hyperbolic Sinus Cardinal Functions	426
Sinus Cardinal and Hyperbolic Sinus Cardinal Functions Overview	426
sinc_pi	427
sinhc_pi	427
Inverse Hyperbolic Functions	429
Inverse Hyperbolic Functions Overview	429
acosh	432
asinh	434
atanh	435
Owen's T function	437
Floating Point Utilities	442
Rounding Truncation and Integer Conversion	443

Rounding Functions	443
Truncation Functions	443
Integer and Fractional Part Splitting (modf)	444
Floating-Point Classification: Infinities and NaNs	446
Sign Manipulation Functions	449
Facets for Floating-Point Infinities and NaNs	452
Introduction	452
Reference	455
Examples	458
Portability	460
Design Rationale	460
Floating-Point Representation Distance (ULP), and Finding Adjacent Floating-Point Values	462
Finding the Next Representable Value in a Specific Direction (nextafter)	462
Finding the Next Greater Representable Value (float_next)	463
Finding the Next Smaller Representable Value (float_prior)	463
Calculating the Representation Distance Between Two Floating Point Values (ULP) float_distance	464
Advancing a Floating Point Value by a Specific Representation Distance (ULP) float_advance	464
TR1 and C99 external "C" Functions	466
C99 and TR1 C Functions Overview	467
C99 C Functions	475
TR1 C Functions Quick Reference	480
Mathematical Constants	488
Introduction	489
Tutorial	490
Use in non-template code	490
Use in template code	490
Use With User-Defined Types	492
The Mathematical Constants	495
Defining New Constants	499
FAQs	503
Complex Number Functions	507
Implementation and Accuracy	508
asin	509
acos	510
atan	511
asinh	512
acosh	513
atanh	514
History	515
Quaternions	516
Overview	517
Header File	518
Synopsis	519
Template Class quaternion	521
Quaternion Specializations	522
Quaternion Member Typedefs	525
Quaternion Member Functions	526
Quaternion Non-Member Operators	529
Quaternion Value Operations	532
Quaternion Creation Functions	533
Quaternion Transcendentals	534
Test Program	536
The Quaternionic Exponential	537
Acknowledgements	538
History	539
To Do	540
Octonions	541
Overview	542

Header File	543
Synopsis	544
Template Class octonion	546
Octonion Specializations	548
Octonion Member Typedefs	552
Octonion Member Functions	553
Octonion Non-Member Operators	557
Octonion Value Operations	560
Octonion Creation Functions	561
Octonions Transcendentals	562
Test Program	564
Acknowledgements	565
History	566
To Do	567
Integer Utilities (Greatest Common Divisor and Least Common Multiple)	568
Introduction	569
Synopsis	570
GCD Function Object	571
LCM Function Object	572
Run-time GCD & LCM Determination	573
Compile time GCD and LCM determination	574
Header <boost/math/common_factor.hpp>	575
Demonstration Program	576
Rationale	577
History	578
Credits	579
Internals (Series, Rationals and Continued Fractions, Root Finding, Function Minimization, Testing and Development Tools)	580
Overview	581
Utilities & internals	582
Series Evaluation	582
Continued Fraction Evaluation	584
Polynomial and Rational Function Evaluation	587
Root Finding With Derivatives: Newton-Raphson, Halley & Schroeder	589
Root Finding Without Derivatives: Bisection, Bracket and TOMS748	593
Locating Function Minima: Brent's algorithm	600
Tuples	601
Testing and Development	602
Polynomials	602
Minimax Approximations and the Remez Algorithm	603
Relative Error and Testing	605
Graphing, Profiling, and Generating Test Data for Special Functions	607
Use with User-Defined Floating-Point Types - Boost.Multiprecision and others	616
Using Boost.Math with High-Precision Floating-Point Libraries	617
Why use a high-precision library rather than built-in floating-point types?	617
Using Boost.Multiprecision	618
Using with GCC's __float128 datatype	623
Using With MPFR or GMP - High-Precision Floating-Point Library	624
Using e_float Library	624
Using NTL Library	625
Using without expression templates for Boost.Test and others	625
Conceptual Requirements for Real Number Types	627
Conceptual Requirements for Distribution Types	632
Conceptual Archetypes for Reals and Distributions	634
Policies: Controlling Precision, Error Handling etc	636
Policy Overview	637
Policy Tutorial	638
So Just What is a Policy Anyway?	638

Policies Have Sensible Defaults	638
So How are Policies Used Anyway?	639
Changing the Policy Defaults	639
Setting Policies for Distributions on an Ad Hoc Basis	640
Changing the Policy on an Ad Hoc Basis for the Special Functions	641
Setting Policies at Namespace or Translation Unit Scope	644
Calling User Defined Error Handlers	649
Understanding Quantiles of Discrete Distributions	656
Policy Reference	664
Error Handling Policies	664
Internal Floating-point Promotion Policies	669
Mathematically Undefined Function Policies	670
Discrete Quantile Policies	671
Precision Policies	674
Iteration Limits Policies	674
Using Macros to Change the Policy Defaults	675
Setting Policies at Namespace Scope	677
Policy Class Reference	678
Performance	682
Performance Overview	683
Interpreting these Results	684
Getting the Best Performance from this Library	685
Comparing Compilers	686
Performance Tuning Macros	687
Comparisons to Other Open Source Libraries	691
The Performance Test Application	700
Backgrounders	701
Additional Implementation Notes	702
Relative Error	711
The Lanczos Approximation	712
The Remez Method	716
References	723
Library Status	725
History and What's New	726
Known Issues, and TODO List	731
Credits and Acknowledgements	735
Indexes	737

List of Tables

1. Possible Actions for Domain Errors	11
2. Possible Actions for Pole Errors	11
3. Possible Actions for Overflow Errors	11
4. Possible Actions for Underflow Errors	12
5. Possible Actions for Denorm Errors	12
6. Possible Actions for Rounding Errors	12
7. Possible Actions for Internal Evaluation Errors	13
8. Possible Actions for Indeterminate Result Errors	13
9. Supported/Tested Compilers	18
10. Unsupported Compilers	20
11. Boost.Math Macros	23
12. Boost.Math Tuning	24
13. Meaning of the non-member accessors	166
14. Meaning of the non-member accessors.	193
15. Meaning of the non-member accessors.	224
16. Errors In CDF of the Noncentral Beta	228
17. Errors In CDF of the Noncentral Chi-Squared	232
18. Errors In CDF of the Noncentral T Distribution	241
19. Errors In the Function tgamma_delta_ratio(a, delta)	289
20. Errors In the Function tgamma_ratio(a, b)	289
21. Errors In the Function gamma_p(a,z)	293
22. Errors In the Function gamma_q(a,z)	293
23. Errors In the Function tgamma_lower(a,z)	294
24. Errors In the Function tgamma(a,z)	294
25. Peak Errors In the Beta Function	308
26. Errors In the Function ibeta(a,b,x)	312
27. Errors In the Function ibetac(a,b,x)	312
28. Errors In the Function beta(a, b, x)	313
29. Errors In the Function betac(a,b,x)	313
30. Errors In the Function erf(z)	324
31. Errors In the Function erfc(z)	324
32. Peak Errors In the Legendre P Function	333
33. Peak Errors In the Associated Legendre P Function	333
34. Peak Errors In the Legendre Q Function	333
35. Peak Errors In the Laguerre Polynomial	336
36. Peak Errors In the Associated Laguerre Polynomial	337
37. Peak Errors In the Hermite Polynomial	339
38. Peak Errors In the Spherical Harmonic Functions	342
39. Errors Rates in cyl_bessel_j	347
40. Errors Rates in cyl_neumann	347
41. Errors Rates in cyl_bessel_i	361
42. Errors Rates in cyl_bessel_k	362
43. Errors Rates in the Carlson Elliptic Integrals	383
44. Errors Rates in the Elliptic Integrals of the First Kind	385
45. Errors Rates in the Elliptic Integrals of the Second Kind	387
46. Errors Rates in the Elliptic Integrals of the Third Kind	389
47. Errors Rates in the Jacobi Elliptic Functions	394
48. Errors In the Function zeta(z)	410
49. Errors In the Function expint(n, z)	413
50. Errors In the Function expint(z)	415
51. C99 Representation of Infinity and NaN	454
52. Mathematical Constants	496
53. Performance Comparison of Release and Debug Settings	685
54. Performance Comparison of Various Windows Compilers	686
55. A Comparison of Polynomial Evaluation Methods	689

56. Performance Comparison with and Without Internal Promotion to long double	690
57. A Comparison to the R Statistical Library on Windows XP	694
58. A Comparison to the R Statistical Library on Linux	697
59. Optimal choices for N and g when computing with guard digits (source: Pugh)	714
60. Optimum value for N and g when computing at fixed precision	715

Overview

About the Math Toolkit

This library is divided into three interconnected parts:

Statistical Distributions

Provides a reasonably comprehensive set of [statistical distributions](#), upon which higher level statistical tests can be built.

The initial focus is on the central [univariate distributions](#). Both [continuous](#) (like [normal](#) & [Fisher](#)) and [discrete](#) (like [binomial](#) & [Poisson](#)) distributions are provided.

A [comprehensive tutorial is provided](#), along with a series of [worked examples](#) illustrating how the library is used to conduct statistical tests.

Mathematical Special Functions

Provides a small number of high quality [special functions](#), initially these were concentrated on functions used in statistical applications along with those in the [Technical Report on C++ Library Extensions](#).

The function families currently implemented are the gamma, beta & erf functions along with the incomplete gamma and beta functions (four variants of each) and all the possible inverses of these, plus digamma, various factorial functions, Bessel functions, elliptic integrals, sinus cardinals (along with their hyperbolic variants), inverse hyperbolic functions, Legendre/Laguerre/Hermite polynomials and various special power and logarithmic functions.

All the implementations are fully generic and support the use of arbitrary "real-number" types, including [Boost.Multiprecision](#), although they are optimised for use with types with known-about [significand \(or mantissa\)](#) sizes: typically `float`, `double` or `long double`.

Implementation Toolkit

Provides [many of the tools](#) required to implement mathematical special functions: hopefully the presence of these will encourage other authors to contribute more special function implementations in the future. These tools are currently considered experimental: they are "exposed implementation details" whose interfaces and/or implementations may change.

There are helpers for the [evaluation of infinite series](#), [continued fractions](#) and [rational approximations](#).

There is a fairly comprehensive set of root finding and [function minimisation algorithms](#): the root finding algorithms are both [with](#) and [without](#) derivative support.

A [Remez algorithm implementation](#) allows for the locating of minimax rational approximations.

There are also (experimental) classes for the [manipulation of polynomials](#), for [testing a special function against tabulated test data](#), and for the [rapid generation of test data](#) and/or data for output to an external graphing application.

Navigation

Boost.Math documentation is provided in both HTML and PDF formats.

- **Tutorials** are listed in the *Table of Contents* and include many examples that should help you get started quickly.
- **Source code** of the many *Examples* will often be your quickest starting point.
- **Index** (general) includes all entries.
- **Specific Indexes** list only functions, class signatures, macros and typedefs.

Using the Indexes

The main index will usually help, especially if you know a word describing what it does, without needing to know the exact name chosen for the function.



Tip

When using the index, keep in mind that clicking on an index term only takes you to the **section** containing the index entry. This section may be several pages long, so you may need to use the **find** facility of your browser or PDF reader to get to the index term itself.



Tip

A PDF reader usually allows a **global** find; this can be really useful if the term you expect to be indexed is not the one chosen by the authors. You might find searching the PDF version and viewing the HTML version will locate an elusive item.

Document Conventions

This documentation aims to use of the following naming and formatting conventions.

- C++ Code is in `fixed width font` and is syntax-highlighted in color, for example `double`.
- Other code is in `block teletype fixed-width font`.
- Replaceable text that **you** will need to supply is in *italics*.
- If a name refers to a free function, it is specified like this: `free_function()`; that is, it is in *code font* and its name is followed by `()` to indicate that it is a free function.
- If a name refers to a class template, it is specified like this: `class_template<>`; that is, it is in code font and its name is followed by `<>` to indicate that it is a class template.
- If a name refers to a function-like macro, it is specified like this: `MACRO()`; that is, it is uppercase in code font and its name is followed by `()` to indicate that it is a function-like macro. Object-like macros appear without the trailing `()`.
- Names that refer to *concepts* in the generic programming sense (like template parameter names) are specified in CamelCase.

Other Hints and tips

- If you have a feature request, or if it appears that the implementation is in error, please search first in the [Boost Trac](#).
- [Trac](#) entries may indicate that updates or corrections that solve your problem are in [Boost-trunk](#) where changes are being assembled and tested ready for the next release. You may, at your own risk, download new versions from there.
- If you do not understand why things work the way they do, see the *rationale* section.
- If you do not find your idea/feature/complaint, please reach the author preferably through the Boost development list, or email the author(s) direct.

Admonishments



Note

In addition, notes such as this one specify non-essential information that provides additional background or rationale.



Tip

These blocks contain information that you may find helpful while coding.



Important

These contain information that is imperative to understanding a concept. Failure to follow suggestions in these blocks will probably result in undesired behavior. Read all of these you find.



Warning

Failure to heed this will lead to incorrect, and very likely undesired, results.

Directory and File Structure

boost/math

/concepts/	Prototype defining the essential features of a <code>RealType</code> class (see <code>real_concept.hpp</code>). Most applications will use <code>double</code> as the <code>RealType</code> (and short <code>typedef</code> names of distributions are reserved for this type where possible), a few will use <code>float</code> or <code>long double</code> , but it is also possible to use higher precision types like NTL::RR , GNU Multiple Precision Arithmetic Library , GNU MPFR library that conform to the requirements specified by <code>real_concept</code> .
/constants/	Templated definition of some highly accurate math constants (in <code>constants.hpp</code>).
/distributions/	Distributions used in mathematics and, especially, statistics: Gaussian, Students-t, Fisher, Binomial etc
/policies/	Policy framework, for handling user requested behaviour modifications.
/special_functions/	Math functions generally regarded as 'special', like <code>beta</code> , <code>cbrt</code> , <code>erf</code> , <code>gamma</code> , <code>lgamma</code> , <code>tgamma</code> ... (Some of these are specified in C++, and C99/TR1, and perhaps TR2).
/tools/	Tools used by functions, like evaluating polynomials, continued fractions, root finding, precision and limits, and by tests. Some will find application outside this package.

boost/libs

/doc/	Documentation source files in Quickbook format processed into html and pdf formats.
/examples/	Examples and demos of using math functions and distributions.
/performance/	Performance testing and tuning program.
/test/	Test files, in many <code>.cpp</code> files, most using <code>Boost.Test</code> (some with test data as <code>.ipp</code> files, usually generated using NTL RR type with ample precision for the type, often for precisions suitable for up to 256-bit significand real types).
/tools/	Programs used to generate test data. Also changes to the NTL released package to provide a few additional (and vital) extra features.

Namespaces

All math functions and distributions are in namespace `boost::math`

So, for example, the Students-t distribution template in namespace `boost::math` is

```
template <class RealType> class students_t_distribution
```

and can be instantiated with the help of the reserved name `students_t`(for `RealType double`)

```
typedef students_t_distribution<double> students_t;  
  
student_t mydist(10);
```



Warning

Some distribution names are also used in `std` random library, so to avoid the risk of ambiguity it is better to make explicit using declarations, for example: `using boost::math::students_t_distribution`

Functions not intended for use by applications are in `boost::math::detail`.

Functions that may have more general use, like `digits` (significand), `max_value`, `min_value` and `epsilon` are in `boost::math::tools`.

[Policy](#) and configuration information is in namespace `boost::math::policies`.



Tip

Many code snippets assume implicit namespace(s), for example, `std::` or `boost::math`.

Calculation of the Type of the Result

The functions in this library are all overloaded to accept mixed floating point (or mixed integer and floating point type) arguments. So for example:

```
foo(1.0, 2.0);
foo(1.0f, 2);
foo(1.0, 2L);
```

etc, are all valid calls, as long as "foo" is a function taking two floating-point arguments. But that leaves the question:

"Given a special function with N arguments of types $T_1, T_2, T_3 \dots T_N$, then what type is the result?"

If all the arguments are of the same (floating point) type then the result is the same type as the arguments.

Otherwise, the type of the result is computed using the following logic:

1. Any arguments that are not template arguments are disregarded from further analysis.
2. For each type in the argument list, if that type is an integer type then it is treated as if it were of type `double` for the purposes of further analysis.
3. If any of the arguments is a user-defined class type, then the result type is the first such class type that is constructible from all of the other argument types.
4. If any of the arguments is of type `long double`, then the result is of type `long double`.
5. If any of the arguments is of type `double`, then the result is of type `double`.
6. Otherwise the result is of type `float`.

For example:

```
cyl_bessel(2, 3.0);
```

Returns a `double` result, as does:

```
cyl_bessel(2, 3.0f);
```

as in this case the integer first argument is treated as a `double` and takes precedence over the `float` second argument. To get a `float` result we would need all the arguments to be of type `float`:

```
cyl_bessel_j(2.0f, 3.0f);
```

When one or more of the arguments is not a template argument then it doesn't effect the return type at all, for example:

```
sph_bessel(2, 3.0f);
```

returns a `float`, since the first argument is not a template argument and so doesn't effect the result: without this rule functions that take explicitly integer arguments could never return `float`.

And for user-defined types, all of the following return an `NTL::RR` result:

```
cyl_bessel_j(0, NTL::RR(2));  
  
cyl_bessel_j(NTL::RR(2), 3);  
  
cyl_bessel_j(NTL::quad_float(2), NTL::RR(3));
```

In the last case, `quad_float` is convertible to `RR`, but not vice-versa, so the result will be an `NTL::RR`. Note that this assumes that you are using a [patched NTL library](#).

These rules are chosen to be compatible with the behaviour of *ISO/IEC 9899:1999 Programming languages - C* and with the [Draft Technical Report on C++ Library Extensions, 2005-06-24, section 5.2.1, paragraph 5](#).

Error Handling

Quick Reference

Handling of errors by this library is split into two orthogonal parts:

- What kind of error has been raised?
- What should be done when the error is raised?



Warning

The default error actions are to throw an exception with an informative error message. If you do not try to catch the exception, you will not see the message!

The kinds of errors that can be raised are:

Domain Error	Occurs when one or more arguments to a function are out of range.
Pole Error	Occurs when the particular arguments cause the function to be evaluated at a pole with no well defined residual value. For example if tgamma is evaluated at exactly -2, the function approaches different limiting values depending upon whether you approach from just above or just below -2. Hence the function has no well defined value at this point and a Pole Error will be raised.
Overflow Error	Occurs when the result is either infinite, or too large to represent in the numeric type being returned by the function.
Underflow Error	Occurs when the result is not zero, but is too small to be represented by any other value in the type being returned by the function.
Denormalisation Error	Occurs when the returned result would be a denormalised value.
Rounding Error	Occurs when the argument to one of the rounding functions trunc , round and modf can not be represented as an integer type, is outside the range of the result type.
Evaluation Error	Occurs if no method of evaluation is known, or when an internal error occurred that prevented the result from being evaluated: this should never occur, but if it does, then it's likely to be due to an iterative method not converging fast enough.
Indeterminate Result Error	Occurs when the result of a function is not defined for the values that were passed to it.

The action undertaken by each error condition is determined by the current [Policy](#) in effect. This can be changed program-wide by setting some configuration macros, or at namespace scope, or at the call site (by specifying a specific policy in the function call).

The available actions are:

throw_on_error	Throws the exception most appropriate to the error condition.
errno_on_error	Sets <code>::errno</code> to an appropriate value, and then returns the most appropriate result
ignore_error	Ignores the error and simply the returns the most appropriate result.
user_error	Calls a user-supplied error handler .

The following tables show all the permutations of errors and actions, with the **default action for each error shown in bold**:

Table 1. Possible Actions for Domain Errors

Action	Behaviour
throw_on_error	Throws <code>std::domain_error</code>
errno_on_error	Sets <code>::errno</code> to <code>EDOM</code> and returns <code>std::numeric_limits<T>::quiet_NaN()</code>
ignore_error	Returns <code>std::numeric_limits<T>::quiet_NaN()</code>
user_error	Returns the result of <code>boost::math::policies::user_domain_error</code> : this function must be defined by the user .

Table 2. Possible Actions for Pole Errors

Action	Behaviour
throw_on_error	Throws <code>std::domain_error</code>
errno_on_error	Sets <code>::errno</code> to <code>EDOM</code> and returns <code>std::numeric_limits<T>::quiet_NaN()</code>
ignore_error	Returns <code>std::numeric_limits<T>::quiet_NaN()</code>
user_error	Returns the result of <code>boost::math::policies::user_pole_error</code> : this function must be defined by the user .

Table 3. Possible Actions for Overflow Errors

Action	Behaviour
throw_on_error	Throws <code>std::overflow_error</code>
errno_on_error	Sets <code>::errno</code> to <code>ERANGE</code> and returns <code>std::numeric_limits<T>::infinity()</code>
ignore_error	Returns <code>std::numeric_limits<T>::infinity()</code>
user_error	Returns the result of <code>boost::math::policies::user_overflow_error</code> : this function must be defined by the user .

Table 4. Possible Actions for Underflow Errors

Action	Behaviour
throw_on_error	Throws <code>std::underflow_error</code>
errno_on_error	Sets <code>::errno</code> to <code>ERANGE</code> and returns 0.
ignore_error	Returns 0
user_error	Returns the result of <code>boost::math::policies::user_underflow_error</code> : this function must be defined by the user .

Table 5. Possible Actions for Denorm Errors

Action	Behaviour
throw_on_error	Throws <code>std::underflow_error</code>
errno_on_error	Sets <code>::errno</code> to <code>ERANGE</code> and returns the denormalised value.
ignore_error	Returns the denormalised value.
user_error	Returns the result of <code>boost::math::policies::user_denorm_error</code> : this function must be defined by the user .

Table 6. Possible Actions for Rounding Errors

Action	Behaviour
throw_on_error	Throws <code>boost::math::rounding_error</code>
errno_on_error	Sets <code>::errno</code> to <code>ERANGE</code> and returns the largest representable value of the target integer type (or the most negative value if the argument to the function was less than zero).
ignore_error	Returns the largest representable value of the target integer type (or the most negative value if the argument to the function was less than zero).
user_error	Returns the result of <code>boost::math::policies::user_rounding_error</code> : this function must be defined by the user .

Table 7. Possible Actions for Internal Evaluation Errors

Action	Behaviour
throw_on_error	Throws <code>boost::math::evaluation_error</code>
errno_on_error	Sets <code>::errno</code> to EDOM and returns the closest approximation found.
ignore_error	Returns the closest approximation found.
user_error	Returns the result of <code>boost::math::policies::user_evaluation_error</code> : this function must be defined by the user .

Table 8. Possible Actions for Indeterminate Result Errors

Action	Behaviour
throw_on_error	Throws <code>std::domain_error</code>
errno_on_error	Sets <code>::errno</code> to EDOM and returns the same value as <code>ignore_error</code> .
ignore_error	Returns a default result that depends on the function where the error occurred.
user_error	Returns the result of <code>boost::math::policies::user_indeterminate_result_error</code> : this function must be defined by the user .

All these error conditions are in namespace `boost::math::policies`, made available, for example, a by namespace declaration using `namespace boost::math::policies;` or individual using declarations using `boost::math::policies::overflow_error;`.

Rationale

The flexibility of the current implementation should be reasonably obvious: the default behaviours were chosen based on feedback during the formal review of this library. It was felt that:

- Genuine errors should be flagged with exceptions rather than following C-compatible behaviour and setting `::errno`.
- Numeric underflow and denormalised results were not considered to be fatal errors in most cases, so it was felt that these should be ignored.
- If there is more than one error, only the first detected will be reported in the throw message.

Finding More Information

There are some pre-processor macro defines that can be used to [change the policy defaults](#). See also the [policy section](#).

An example is at the Policy tutorial in [Changing the Policy Defaults](#).

Full source code of this typical example of passing a 'bad' argument (negative degrees of freedom) to Student's t distribution is [in the error handling example](#).

The various kind of errors are described in more detail below.

Domain Errors

When a special function is passed an argument that is outside the range of values for which that function is defined, then the function returns the result of:

```
boost::math::policies::raise_domain_error<T>(FunctionName, Message, Val, Policy);
```

Where T is the floating-point type passed to the function, `FunctionName` is the name of the function, `Message` is an error message describing the problem, `Val` is the value that was out of range, and `Policy` is the current policy in use for the function that was called.

The default policy behaviour of this function is to throw a `std::domain_error` C++ exception. But if the `Policy` is to ignore the error, or set global `::errno`, then a NaN will be returned.

This behaviour is chosen to assist compatibility with the behaviour of *ISO/IEC 9899:1999 Programming languages - C* and with the [Draft Technical Report on C++ Library Extensions, 2005-06-24, section 5.2.1, paragraph 6](#):

"Each of the functions declared above shall return a NaN (Not a Number) if any argument value is a NaN, but it shall not report a domain error. Otherwise, each of the functions declared above shall report a domain error for just those argument values for which:

"the function description's Returns clause explicitly specifies a domain, and those arguments fall outside the specified domain; or

"the corresponding mathematical function value has a non-zero imaginary component; or

"the corresponding mathematical function is not mathematically defined.

"Note 2: A mathematical function is mathematically defined for a given set of argument values if it is explicitly defined for that set of argument values or if its limiting value exists and does not depend on the direction of approach."

Note that in order to support information-rich error messages when throwing exceptions, `Message` must contain a [Boost.Format](#) recognised format specifier: the argument `val` is inserted into the error message according to the specifier used.

For example if `Message` contains a `"%1%"` then it is replaced by the value of `val` to the full precision of T , where as `"%.3g"` would contain the value of `val` to 3 digits. See the [Boost.Format](#) documentation for more details.

Evaluation at a pole

When a special function is passed an argument that is at a pole without a well defined residual value, then the function returns the result of:

```
boost::math::policies::raise_pole_error<T>(FunctionName, Message, Val, Policy);
```

Where T is the floating point type passed to the function, `FunctionName` is the name of the function, `Message` is an error message describing the problem, `val` is the value of the argument that is at a pole, and `Policy` is the current policy in use for the function that was called.

The default behaviour of this function is to throw a `std::domain_error` exception. But [error handling policies](#) can be used to change this, for example to `ignore_error` and return NaN.

Note that in order to support information-rich error messages when throwing exceptions, `Message` must contain a [Boost.Format](#) recognised format specifier: the argument `val` is inserted into the error message according to the specifier used.

For example if `Message` contains a `"%1%"` then it is replaced by the value of `val` to the full precision of T , where as `"%.3g"` would contain the value of `val` to 3 digits. See the [Boost.Format](#) documentation for more details.

Numeric Overflow

When the result of a special function is too large to fit in the argument floating-point type, then the function returns the result of:

```
boost::math::policies::raise_overflow_error<T>(FunctionName, Message, Policy);
```

Where `T` is the floating-point type passed to the function, `FunctionName` is the name of the function, `Message` is an error message describing the problem, and `Policy` is the current policy in use for the function that was called.

The default policy for this function is that `std::overflow_error` C++ exception is thrown. But if, for example, an `ignore_error` policy is used, then returns `std::numeric_limits<T>::infinity()`. In this situation if the type `T` doesn't support infinities, the maximum value for the type is returned.

Numeric Underflow

If the result of a special function is known to be non-zero, but the calculated result underflows to zero, then the function returns the result of:

```
boost::math::policies::raise_underflow_error<T>(FunctionName, Message, Policy);
```

Where `T` is the floating point type passed to the function, `FunctionName` is the name of the function, `Message` is an error message describing the problem, and `Policy` is the current policy in use for the called function.

The default version of this function returns zero. But with another policy, like `throw_on_error`, throws an `std::underflow_error` C++ exception.

Denormalisation Errors

If the result of a special function is a denormalised value `z` then the function returns the result of:

```
boost::math::policies::raise_denorm_error<T>(z, FunctionName, Message, Policy);
```

Where `T` is the floating point type passed to the function, `FunctionName` is the name of the function, `Message` is an error message describing the problem, and `Policy` is the current policy in use for the called function.

The default version of this function returns `z`. But with another policy, like `throw_on_error` throws an `std::underflow_error` C++ exception.

Evaluation Errors

When a special function calculates a result that is known to be erroneous, or where the result is incalculable then it calls:

```
boost::math::policies::raise_evaluation_error<T>(FunctionName, Message, Val, Policy);
```

Where `T` is the floating point type passed to the function, `FunctionName` is the name of the function, `Message` is an error message describing the problem, `Val` is the erroneous value, and `Policy` is the current policy in use for the called function.

The default behaviour of this function is to throw a `boost::math::evaluation_error`.

Note that in order to support information rich error messages when throwing exceptions, `Message` must contain a [Boost.Format](#) recognised format specifier: the argument `val` is inserted into the error message according to the specifier used.

For example if `Message` contains a `"%1%"` then it is replaced by the value of `val` to the full precision of `T`, where as `"%.3g"` would contain the value of `val` to 3 digits. See the [Boost.Format](#) documentation for more details.

Indeterminate Result Errors

When the result of a special function is indeterminate for the value that was passed to it, then the function returns the result of:

```
boost::math::policies::raise_overflow_error<T>(FunctionName, Message, Val, Default, Policy);
```

Where `T` is the floating-point type passed to the function, `FunctionName` is the name of the function, `Message` is an error message describing the problem, `Val` is the value for which the result is indeterminate, `Default` is an alternative default result that must be returned for `ignore_error` and `errno_on_error` policies, and `Policy` is the current policy in use for the function that was called.

The default policy for this function is `ignore_error`: note that this error type is reserved for situations where the result is mathematically undefined or indeterminate, but there is none the less a convention for what the result should be: for example the C99 standard specifies that the result of 0^0 is 1, even though the result is actually mathematically indeterminate.

Rounding Errors

When one of the rounding functions `round`, `trunc` or `modf` is called with an argument that has no integer representation, or is too large to be represented in the result type then the value returned is the result of a call to:

```
boost::math::policies::raise_rounding_error<T>(FunctionName, Message, Val, Policy);
```

Where `T` is the floating point type passed to the function, `FunctionName` is the name of the function, `Message` is an error message describing the problem, `Val` is the erroneous argument, and `Policy` is the current policy in use for the called function.

The default behaviour of this function is to throw a `boost::math::rounding_error`.

Note that in order to support information rich error messages when throwing exceptions, `Message` must contain a `Boost.Format` recognised format specifier: the argument `val` is inserted into the error message according to the specifier used.

For example if `Message` contains a `"%1%"` then it is replaced by the value of `val` to the full precision of `T`, where as `"%.3g"` would contain the value of `val` to 3 digits. See the `Boost.Format` documentation for more details.

Errors from typecasts

Many special functions evaluate their results at a higher precision than their arguments in order to ensure full machine precision in the result: for example, a function passed a float argument may evaluate its result using double precision internally. Many of the errors listed above may therefore occur not during evaluation, but when converting the result to the narrower result type. The function:

```
template <class T, class Policy, class U>
T checked_narrowing_cast(U const& val, const char* function);
```

Is used to perform these conversions, and will call the error handlers listed above on `overflow`, `underflow` or `denormalisation`.

Compilers

This section contains some information about how various compilers work with this library. It is not comprehensive and updated experiences are always welcome. Some effort has been made to suppress unhelpful warnings but it is difficult to achieve this on all systems.

Table 9. Supported/Tested Compilers

Platform	Compiler	Has long double support	Notes
Windows	MSVC 7.1 and later	Yes	<p>All tests OK.</p> <p>We aim to keep our headers warning free at level 4 with this compiler.</p>
Windows	Intel 8.1 and later	Yes	<p>All tests OK.</p> <p>We aim to keep our headers warning free at level 4 with this compiler. However, The tests cases tend to generate a lot of warnings relating to numeric underflow of the test data: these are harmless.</p>
Windows	GNU Mingw32 C++	Yes	<p>All tests OK.</p> <p>We aim to keep our headers warning free with -Wall with this compiler.</p>
Windows	GNU Cygwin C++	No	<p>All tests OK.</p> <p>We aim to keep our headers warning free with -Wall with this compiler.</p> <p>Long double support has been disabled because there are no native long double C std library functions available.</p>
Windows	Borland C++ 5.8.2 (Developer studio 2006)	No	<p>We have only partial compatibility with this compiler:</p> <p>Long double support has been disabled because the native long double C standard library functions really only forward to the double versions. This can result in unpredictable behaviour when using the long double overloads: for example <code>sqrtl</code> applied to a finite value, can result in an infinite result.</p> <p>Some functions still fail to compile, there are no known workarounds at present.</p>
Windows 7/Netbeans 7.2	Clang 3.1	Yes	<p>Spot examples OK. Expect all tests to compile and run OK.</p>

Platform	Compiler	Has long double support	Notes
Linux	GNU C++ 3.4 and later	Yes	All tests OK. We aim to keep our headers warning free with -Wall with this compiler.
Linux	Clang 3.2	Yes	All tests OK.
Linux	Intel C++ 10.0 and later	Yes	All tests OK. We aim to keep our headers warning free with -Wall with this compiler. However, The tests cases tend to generate a lot of warnings relating to numeric underflow of the test data: these are harmless.
Linux	Intel C++ 8.1 and 9.1	No	All tests OK. Long double support has been disabled with these compiler releases because calling the standard library long double math functions can result in a segfault. The issue is Linux distribution and glibc version specific and is Intel bug report #409291. Fully up to date releases of Intel 9.1 (post version l_cc_c_9.1.046) shouldn't have this problem. If you need long double support with this compiler, then comment out the <code>define of BOOST_MATH_NO_LONG_DOUBLE_MATH_FUNCTIONS</code> at line 55 of boost/math/tools/config.hpp . We aim to keep our headers warning free with -Wall with this compiler. However, The tests cases tend to generate a lot of warnings relating to numeric underflow of the test data: these are harmless.
Linux	QLogic PathScale 3.0	Yes	Some tests involving conceptual checks fail to build, otherwise there appear to be no issues.
Linux	Sun Studio 12	Yes	Some tests involving function overload resolution fail to build, these issues should be rairly encountered in practice.

Platform	Compiler	Has long double support	Notes
Solaris	Sun Studio 12	Yes	Some tests involving function overload resolution fail to build, these issues should be rairly encountered in practice.
Solaris	GNU C++ 4.x	Yes	All tests OK. We aim to keep our headers warning free with -Wall with this compiler.
HP Tru64	Compaq C++ 7.1	Yes	All tests OK.
HP-UX Itanium	HP aCC 6.x	Yes	All tests OK. Unfortunately this compiler emits quite a few warnings from libraries upon which we depend (TR1, Array etc).
HP-UX PA-RISC	GNU C++ 3.4	No	All tests OK.
Apple Mac OS X, Intel	Darwin/GNU C++ 4.x	Yes	All tests OK.
Apple Mac OS X, PowerPC	Darwin/GNU C++ 4.x	No	All tests OK. Long double support has been disabled on this platform due to the rather strange nature of Darwin's 106-bit long double implementation. It should be possible to make this work if someone is prepared to offer assistance.
Apple Mac OS X,	Clang 3.2	Yes	All tests expected to be OK.
IBM AIX	IBM xlc 5.3	Yes	All tests pass except for our fpclassify tests which fail due to a bug in <code>std::numeric_limits</code> , the bug effects the test code, not fpclassify itself. The IBM compiler group are aware of the problem.

Table 10. Unsupported Compilers

Platform	Compiler
Windows	Borland C++ 5.9.2 (Borland Developer Studio 2007)
Windows	MSVC 6 and 7

If your compiler or platform is not listed above, please try running the regression tests: cd into boost-root/libs/math/test and do a:

```
bjam mytoolset
```

where "mytoolset" is the name of the [Boost.Build](#) toolset used for your compiler. The chances are that **many of the accuracy tests will fail at this stage** - don't panic - the default acceptable error tolerances are quite tight, especially for long double types with an extended exponent range (these cause more extreme test cases to be executed for some functions). You will need to cast an eye over the output from the failing tests and make a judgement as to whether the error rates are acceptable or not.

Configuration Macros

Almost all configuration details are set up automatically by `<boost/math/tools/config.hpp>`.

In normal use, only policy configuration macros are likely to be used. See [policy reference](#).

For reference, information on Boost.Math macros used internally are described briefly below.

Table 11. Boost.Math Macros

MACRO	Notes
<code>BOOST_MATH_NO_REAL_CONCEPT_TESTS</code>	Do not try to use real concept tests (hardware or software does not support <code>real_concept</code> type).
<code>BOOST_MATH_NO_LONG_DOUBLE_MATH_FUNCTIONS</code>	Do not produce or use long double functions: this macro gets set when the platform's long double or standard library long double support is absent or buggy.
<code>BOOST_MATH_CONTROL_FP</code>	Controls FP hardware exceptions - our tests don't support hardware exceptions on MSVC. May get set to something like: <code>_control87(MCW_EM, MCW_EM)</code> .
<code>BOOST_MATH_NO_DEDUCED_FUNCTION_POINTERS</code>	This macro is used by our test cases, it is set when an assignment of a function template to a function pointer requires explicit template arguments to be provided on the function name.
<code>BOOST_MATH_USE_C99</code>	Use C99 math functions.
<code>BOOST_NO_NATIVE_LONG_DOUBLE_FP_CLASSIFY</code>	define if no native (or buggy) <code>fpclassify(long double)</code> even though the other C99 functions are present.
<code>BOOST_MATH_EXPLICIT_TEMPLATE_TYPE</code>	Workaround helper macro for broken compilers - composed from other Boost.Config macros, do not edit.
<code>BOOST_MATH_EXPLICIT_TEMPLATE_NON_TYPE</code>	Workaround helper macro for broken compilers - composed from other Boost.Config macros, do not edit.
<code>BOOST_MATH_APPEND_EXPLICIT_TEMPLATE_TYPE_SPEC</code>	Workaround helper macro for broken compilers - composed from other Boost.Config macros, do not edit.
<code>BOOST_MATH_APPEND_EXPLICIT_TEMPLATE_NON_TYPE_SPEC</code>	Workaround helper macro for broken compilers - composed from other Boost.Config macros, do not edit.
<code>BOOST_MATH_SMALL_CONSTANT(x)</code>	Helper macro used in our test cases to set underflowing constants set to zero if this would cause compiler issues.
<code>BOOST_MATH_BUGGY_LARGE_FLOAT_CONSTANTS</code>	Set if constants too large for a float, will cause "bad" values to be stored in the data, rather than infinity or a suitably large value.
<code>BOOST_MATH_STD_USING</code>	Provides <code>using</code> statements for many <code>std::</code> (abs to sqrt) and <code>boost::math</code> (rounds, modf) functions. This allows these functions to be called unqualified so that if argument-dependent Argument Dependent Lookup fails to find a suitable overload, then the <code>std::</code> versions will also be considered.
<code>BOOST_FPU_EXCEPTION_GUARD</code>	Used at the entrypoint to each special function to reset all FPU exception flags prior to internal calculations, and then merge the old and new exception flags on function exit. Used as a workaround on platforms or hardware that behave strangely if any FPU exception flags are set when calling standard library functions.

MACRO	Notes
<code>BOOST_MATH_INSTRUMENT</code>	Define to output diagnostics for math functions. This is rather 'global' to Boost.Math and so coarse-grained that it will probably produce copious output! (Especially because full precision values are output). Designed primarily for internal use and development.
<code>BOOST_MATH_INSTRUMENT_CODE(x)</code>	Output selected named variable, for example <code>BOOST_MATH_INSTRUMENT_CODE("guess = " << guess);</code> Used by <code>BOOST_MATH_INSTRUMENT</code>
<code>BOOST_MATH_INSTRUMENT_VARIABLE(name)</code>	Output selected variable, for example <code>BOOST_MATH_INSTRUMENT_VARIABLE(result);</code> Used by <code>BOOST_MATH_INSTRUMENT</code>
<code>BOOST_MATH_INSTRUMENT_FPU</code>	Output the state of the FPU's control flags.

Table 12. Boost.Math Tuning

Macros for Tuning performance options for specific compilers	Notes
<code>BOOST_MATH_POLY_METHOD</code>	See the performance tuning section .
<code>BOOST_MATH_RATIONAL_METHOD</code>	See the performance tuning section .
<code>BOOST_MATH_MAX_POLY_ORDER</code>	See the performance tuning section .
<code>BOOST_MATH_INT_TABLE_TYPE</code>	See the performance tuning section .
<code>BOOST_MATH_INT_VALUE_SUFFIX</code>	Helper macro for appending the correct suffix to integer constants which may actually be stored as reals depending on the value of <code>BOOST_MATH_INT_TABLE_TYPE</code> .

Policies

Policies are a powerful fine-grain mechanism that allow you to customise the behaviour of this library according to your needs. There is more information available in the [policy tutorial](#) and the [policy reference](#).

Generally speaking, unless you find that the [default policy behaviour](#) when encountering 'bad' argument values does not meet your needs, you should not need to worry about policies.

Policies are a compile-time mechanism that allow you to change error-handling or calculation precision either program wide, or at the call site.

Although the policy mechanism itself is rather complicated, in practice it is easy to use, and very flexible.

Using policies you can control:

- [How results from 'bad' arguments are handled](#), including those that cannot be fully evaluated.
- How [accuracy is controlled by internal promotion](#) to use more precise types.
- What working [precision](#) should be used to calculate results.
- What to do when a [mathematically undefined function](#) is used: Should this raise a run-time or compile-time error?
- Whether [discrete functions](#), like the binomial, should return real or only integral values, and how they are rounded.
- How many iterations a special function is permitted to perform in a series evaluation or root finding algorithm before it gives up and raises an [evaluation_error](#).

You can control policies:

- Using [macros](#) to change any default policy: this is the preferred method for installation wide policies.
- At your chosen [namespace scope](#) for distributions and/or functions: this is the preferred method for project, namespace, or translation unit scope policies.
- In an ad-hoc manner [by passing a specific policy to a special function](#), or to a [statistical distribution](#).

Thread Safety

The library is fully thread safe and re-entrant for all functions regards of the data type they are instantiated on. Thread safety limitations relating to user defined types present in previous releases (prior to 1.50.0) have been removed.

Performance

By and large the performance of this library should be acceptable for most needs. However, you should note that this library's primary emphasis is on accuracy and numerical stability, and *not* speed.

In terms of the algorithms used, this library aims to use the same "best of breed" algorithms as many other libraries: the principle difference is that this library is implemented in C++ - taking advantage of all the abstraction mechanisms that C++ offers - where as most traditional numeric libraries are implemented in C or FORTRAN. Traditionally languages such as C or FORTRAN are perceived as easier to optimise than more complex languages like C++, so in a sense this library provides a good test of current compiler technology, and the "abstraction penalty" - if any - of C++ compared to other languages.

The two most important things you can do to ensure the best performance from this library are:

1. Turn on your compilers optimisations: the difference between "release" and "debug" builds can easily be a [factor of 20](#).
2. Pick your compiler carefully: [performance differences of up to 8 fold](#) have been found between some Windows compilers for example.

The [performance section](#) contains more information on the performance of this library, what you can do to fine tune it, and how this library compares to some other open source alternatives.

If and How to Build a Boost.Math Library, and its Examples and Tests

Building a Library (shared, dynamic .dll or static .lib)

The first thing you need to ask yourself is "Do I need to build anything at all?" as the bulk of this library is header only: meaning you can use it just by #including the necessary header(s).

For most simple uses, including a header (or few) is best for compile time and program size.

Refer to [C99 and C++ TR1 C-style Functions](#) for pros and cons of using the TR1 components as opposed to the header only ones.

The *only* time you *need* to build the library is if you want to use the `extern "C"` functions declared in `<boost/math/tr1.hpp>`. To build this using Boost.Build, from a commandline boost-root directory issue a command like:

```
bjam toolset=gcc --with-math install
```

that will do the job on Linux, while:

```
bjam toolset=msvc --with-math --build-type=complete stage
```

will work better on Windows (leaving libraries built in sub-folder `/stage` below your Boost root directory). Either way you should consult the [getting started guide](#) for more information.

You can also build the libraries from your favourite IDE or command line tool: each `extern "C"` function declared in `<boost/math/tr1.hpp>` has its own source file with the same name in `libs/math/src/tr1`. Just select the sources corresponding to the functions you are using and build them into a library, or else add them directly to your project. Note that the directory `libs/math/src/tr1` will need to be in your compiler's #include path as well as the boost-root directory (MSVC Tools, Options, Projects and Solutions, VC++ Directories, Include files).



Note

If you are using a Windows compiler that supports auto-linking and you have built the sources yourself (or added them directly to your project) then you will need to prevent `<boost/math/tr1.hpp>` from trying to auto-link to the binaries that Boost.Build generates. You can do this by defining either `BOOST_MATH_NO_LIB` or `BOOST_ALL_NO_LIB` at project level (so the defines get passed to each compiler invocation).

Optionally the sources in `libs/math/src/tr1` have support for using `libs/math/src/tr1/pch.hpp` as a precompiled header *if your compiler supports precompiled headers*. Note that normally this header is a do-nothing include: to activate the header so that it #includes everything required by all the sources you will need to define `BOOST_BUILD_PCH_ENABLED` on the command line, both when building the pre-compiled header and when building the sources. Boost.Build will do this automatically when appropriate.

Building the Examples

The examples are all located in `libs/math/example`, they can all be built without reference to any external libraries, either with Boost.Build using the supplied Jamfile, or from your compiler's command line. The only requirement is that the Boost headers are in your compilers #include search path.

Building the Tests

The tests are located in `libs/math/test` and are best built using Boost.Build and the supplied Jamfile. If you plan to build them separately from your favourite IDE then you will need to add `libs/math/test` to the list of your compiler's search paths.

You will also need to build and link to the Boost.Regex library for many of the tests: this can be built from the command line by following the [getting started guide](#), using a command such as:

```
bjam toolset=gcc --with-regex install
```

or

```
bjam toolset=msvc --with-regex --build-type=complete stage
```

depending on whether you are on Linux or Windows.

Many of the tests have optional precompiled header support using the header `libs/math/test/pch.hpp`. Note that normally this header is a do-nothing include: to activate the header so that it `#includes` everything required by all the sources you will need to define `BOOST_BUILD_PCH_ENABLED` on the command line, both when building the pre-compiled header and when building the sources. Boost.Build will do this automatically when appropriate.

History and What's New

Currently open bug reports can be viewed [here](#).

All bug reports including closed ones can be viewed [here](#).

Boost-1.54

- Major reorganization to incorporate other Boost.Math like Integer Utilities Integer Utilities (Greatest Common Divisor and Least Common Multiple), quaternions and octonions. Making new chapter headings.
- Added many references to Boost.Multiprecision and `cpp_dec_float_50` as an example of a User-defined Type (UDT).
- Added Clang to list of supported compilers.
- Fixed constants to use a thread-safe cache of computed values when used at arbitrary precision.
- Added finding zeros of Bessel functions `cyl_bessel_j_zero`, `cyl_neumann_zero`, `airy_ai_zero` and `airy_bi_zero` (by Christopher Kormanyos).
- More accuracy improvements to the Bessel J and Y functions from Rocco Romeo.
- Fixed nasty cyclic dependency bug that caused some headers to not compile [#7999](#).
- Fixed bug in `tgamma` that caused spurious overflow for arguments between 142.5 and 143.
- Fixed bug in `raise_rounding_error` that caused it to return an incorrect result when throwing an exception is turned off [#7905](#).
- Added minimal `__float128` support.
- Fixed bug in edge-cases of `poisson` quantile [#8308](#).
- Adjusted heuristics used in Halley iteration to cope with inverting the incomplete beta in tricky regions where the derivative is flatlining. Example is computing the quantile of the Fisher F distribution for probabilities smaller than machine epsilon. See ticket [#8314](#).

Boost-1.53

- Fixed issues [#7325](#), [#7415](#) and [#7416](#), [#7183](#), [#7649](#), [#7694](#), [#4445](#), [#7492](#), [#7891](#), [#7429](#).
- Fixed mistake in calculating pooled standard deviation in two-sample students t example [#7402](#).
- Improve complex `acos`/`asin`/`atan`, see [#7290](#), [#7291](#).
- Improve accuracy in some corner cases of `cyl_bessel_j` and `gamma_p/gamma_q` thanks to suggestions from Rocco Romeo.
- Improve accuracy of Bessel J and Y for integer orders thanks to suggestions from Rocco Romeo.

Boost-1.52

- Corrected moments for small degrees of freedom [#7177](#) (reported by Thomas Mang).
- Added [Airy functions](#) and [Jacobi Elliptic functions](#).
- Corrected failure to detect bad parameters in many distributions [#6934](#) (reported by Florian Schoppmann) by adding a function `check_out_of_range` to test many possible bad parameters. This test revealed several distributions where the checks for bad parameters were ineffective, and these have been rectified.
- Fixed issue in Hankel functions that causes incorrect values to be returned for $x < 0$ and ν odd, see [#7135](#).

- Fixed issues [#6517](#), [#6362](#), [#7053](#), [#2693](#), [#6937](#), [#7099](#).
- Permitted infinite degrees of freedom [#7259](#) implemented using the normal distribution (requested by Thomas Mang).
- Much enhanced accuracy for large degrees of freedom ν and/or large non-centrality δ by switching to use the Students t distribution (or Normal distribution for infinite degrees of freedom) centered at delta, when $\delta / (4 * \nu) < \epsilon$ for the floating-point type in use. [#7259](#). It was found that the incomplete beta was suffering from serious cancellation errors when degrees of freedom was very large. (That has now been fixed in our code, but any code based on Didonato and Morris's original papers (probably every implementation out there actually) will have the same issue).

Boost-1.51

See Boost-1.52 - some items were added but not listed in time for the release.

Boost-1.50

- Promoted math constants to be 1st class citizens, including convenient access to the most widely used built-in float, double, long double via three namespaces.
- Added the Owen's T function and Skew Normal distribution written by Benjamin Sobotta: see [Owens T](#) and `skew_normal_distrib`.
- Added Hankel functions `cyl_hankel_1`, `cyl_hankel_2`, `sph_hankel_1` and `sph_hankel_2`.
- Corrected issue [#6627](#) `nonfinite_num_put` formatting of 0.0 is incorrect based on a patch submitted by K R Walker.
- Changed constant initialization mechanism so that it is thread safe even for user-defined types, also so that user defined types get the full precision of the constant, even when `long double` does not. So for example 128-bit rational approximations will work with UDT's and do the right thing, even though `long double` may be only 64 or 80 bits.
- Fixed issue in `bessel_jy` which causes $Y_{8.5}(4\pi)$ to yield a NaN.

Boost-1.49

- Deprecated wrongly named `twothirds` math constant in favour of `two_thirds` (with underscore separator). (issue [#6199](#)).
- Refactored test data and some special function code to improve support for arbitrary precision and/or expression-template-enabled types.
- Added new faster zeta function evaluation method.

Fixed issues:

- Corrected CDF complement for Laplace distribution (issue [#6151](#)).
- Corrected branch cuts on the complex inverse trig functions, to handle signed zeros (issue [#6171](#)).
- Fixed bug in `bessel_yn` which caused incorrect overflow errors to be raised for negative n (issue [#6367](#)).
- Also fixed minor/cosmetic/configuration issues [#6120](#), [#6191](#), [#5982](#), [#6130](#), [#6234](#), [#6307](#), [#6192](#).

Boost-1.48

- Added new series evaluation methods to the cyclic Bessel I, J, K and Y functions. Also taken great care to avoid spurious over and underflow of these functions. Fixes issue [#5560](#)
- Added an example of using Inverse Chi-Squared distribution for Bayesian statistics, provided by Thomas Mang.
- Added tests to use improved version of `lexical_cast` which handles C99 nonfinities without using globale facets.
- Corrected wrong out-of-bound uniform distribution CDF complement values [#5733](#).

- Enabled long double support on OpenBSD (issue [#6014](#)).
- Changed nextafter and related functions to behave in the same way as other implementations - so that nextafter(+INF, 0) is a finite value (issue [#5832](#)).
- Changed tuple include configuration to fix issue when using in conjunction with Boost.Tr1 (issue [#5934](#)).
- Changed class eps_tolerance to behave correctly when both ends of the range are zero (issue [#6001](#)).
- Fixed missing include guards on prime.hpp (issue [#5927](#)).
- Removed unused/undocumented constants from constants.hpp (issue [#5982](#)).
- Fixed missing std:: prefix in nonfinite_num_facets.hpp (issue [#5914](#)).
- Minor patches for Cray compiler compatibility.

Boost-1.47

- Added changesign function to sign.hpp to facilitate addition of nonfinite facets.
- Addition of nonfinite facets from Johan Rade, with tests, examples of use for C99 format infinity and NaN, and documentation.
- Added tests and documentation of changesign from Johan Rade.

Boost-1.46.1

- Fixed issues [#5095](#), [#5113](#).

Boost-1.46.0

- Added Wald, Inverse Gaussian and geometric distributions.
- Added information about configuration macros.
- Added support for mpreal as a real-numbered type.

Boost-1.45.0

- Added warnings about potential ambiguity with std random library in distribution and function names.
- Added inverse gamma distribution and inverse chi_square and scaled inverse chi_square.
- Editorial revision of documentation, and added FAQ.

Boost-1.44.0

- Fixed incorrect range and support for Rayleigh distribution.
- Fixed numerical error in the quantile of the Student's T distribution: the function was returning garbage values for non-integer degrees of freedom between 2 and 3.

Boost-1.41.0

- Significantly improved performance for the incomplete gamma function and its inverse.

Boost-1.40.0

- Added support for MPFR as a bignum type.
- Added some full specializations of the policy classes to reduce compile times.

- Added logistic and hypergeometric distributions, from Gautam Sewani's Google Summer of Code project.
- Added Laplace distribution submitted by Thijs van den Berg.
- Updated performance test code to include new distributions, and improved the performance of the non-central distributions.
- Added SSE2 optimised [Lanczos approximation](#) code, from Gautam Sewani's Google Summer of Code project.
- Fixed bug in `cyl_bessel_i` that used an incorrect approximation for $v = 0.5$, also effects the non-central Chi Square Distribution when $v = 3$, see bug report [#2877](#).
- Fixed minor bugs [#2873](#).

Boost-1.38.0

- Added Johan Råde's optimised floating point classification routines.
- Fixed code so that it compiles in GCC's -pedantic mode (bug report [#1451](#)).

Boost-1.37.0

- Improved accuracy and testing of the inverse hypergeometric functions.

Boost-1.36.0

- Added Noncentral Chi Squared Distribution.
- Added Noncentral Beta Distribution.
- Added Noncentral F Distribution.
- Added Noncentral T Distribution.
- Added Exponential Integral Functions.
- Added Zeta Function.
- Added Rounding and Truncation functions.
- Added Compile time powers of runtime bases.
- Added SSE2 optimizations for Lanczos evaluation.

Boost-1.35.0: Post Review First Official Release

- Added Policy based framework that allows fine grained control over function behaviour.
- **Breaking change:** Changed default behaviour for domain, pole and overflow errors to throw an exception (based on review feedback), this behaviour can be customised using [Policy](#)'s.
- **Breaking change:** Changed exception thrown when an internal evaluation error occurs to `boost::math::evaluation_error`.
- **Breaking change:** Changed discrete quantiles to return an integer result: this is anything up to 20 times faster than finding the true root, this behaviour can be customised using [Policy](#)'s.
- Polynomial/rational function evaluation is now customisable and hopefully faster than before.
- Added performance test program.

Milestone 4: Second Review Candidate (1st March 2007)

- Moved Xiaogang Zhang's Bessel Functions code into the library, and brought them into line with the rest of the code.
- Added C# "Distribution Explorer" demo application.

Milestone 3: First Review Candidate (31st Dec 2006)

- Implemented the main probability distribution and density functions.
- Implemented digamma.
- Added more factorial functions.
- Implemented the Hermite, Legendre and Laguerre polynomials plus the spherical harmonic functions from TR1.
- Moved Xiaogang Zhang's elliptic integral code into the library, and brought them into line with the rest of the code.
- Moved Hubert Holin's existing Boost.Math special functions into this library and brought them into line with the rest of the code.

Milestone 2: Released September 10th 2006

- Implement preview release of the statistical distributions.
- Added statistical distributions tutorial.
- Implemented root finding algorithms.
- Implemented the inverses of the incomplete gamma and beta functions.
- Rewrite erf/erfc as rational approximations (valid to 128-bit precision).
- Integrated the statistical results generated from the test data with Boost.Test: uses a database of expected results, indexed by test, floating point type, platform, and compiler.
- Improved lgamma near 1 and 2 (rational approximations).
- Improved erf/erfc inverses (rational approximations).
- Implemented Rational function generation (the Remez method).

Milestone 1: Released March 31st 2006

- Implement gamma/beta/erf functions along with their incomplete counterparts.
- Generate high quality test data, against which future improvements can be judged.
- Provide tools for the evaluation of infinite series, continued fractions, and rational functions.
- Provide tools for testing against tabulated test data, and collecting statistics on error rates.
- Provide sufficient docs for people to be able to find their way around the library.

SVN Revisions:

Sandbox and trunk last synchronised at revision: .

C99 and C++ TR1 C-style Functions

Many of the special functions included in this library are also a part of either the [C99 Standard ISO/IEC 9899:1999](#) or the [Technical Report on C++ Library Extensions](#). Therefore this library includes a thin wrapper header `boost/math/tr1.hpp` that provides compatibility with these two standards.

There are various pros and cons to using the library in this way:

Pros:

- The header to include is lightweight (i.e. fast to compile).
- The functions have extern "C" linkage, and so are usable from other languages (not just C and C++).
- C99 and C++ TR1 Standard compatibility.

Cons:

- You will need to compile and link to the external Boost.Math libraries.
- Limited to support for the types, `float`, `double` and `long double`.
- Error handling is handled via setting `::errno` and returning NaN's and infinities: this may be less flexible than an C++ exception based approach.



Note

The separate libraries are required **only** if you choose to use `boost/math/tr1.hpp` rather than some other Boost.Math header, the rest of Boost.Math remains header-only.

The separate libraries required in order to use `tr1.hpp` can be compiled using `bjam` from within the `libs/math/build` directory, or from the Boost root directory using the usual Boost-wide install procedure. Alternatively the source files are located in `libs/math/src` and each have the same name as the function they implement. The various libraries are named as follows:

Name	Type	Functions
<code>boost_math_c99f-<suffix></code>	<code>float</code>	C99 Functions
<code>boost_math_c99-<suffix></code>	<code>double</code>	C99 Functions
<code>boost_math_c99l-<suffix></code>	<code>long double</code>	C99 Functions
<code>boost_math_tr1f-<suffix></code>	<code>float</code>	TR1 Functions
<code>boost_math_tr1-<suffix></code>	<code>double</code>	TR1 Functions
<code>boost_math_tr1l-<suffix></code>	<code>long double</code>	TR1 Functions

Where `<suffix>` encodes the compiler and build options used to build the libraries: for example `"libboost_math_tr1-vc80-mt-gd.lib"` would be the statically linked TR1 library to use with Visual C++ 8.0, in multithreading debug mode, with the DLL VC++ runtime, whereas `"boost_math_tr1-vc80-mt.lib"` would be import library for the TR1 DLL to be used with Visual C++ 8.0 with the release multithreaded DLL VC++ runtime. Refer to the getting started guide for a [full explanation of the <suffix> meanings](#).



Note

Visual C++ users will typically have the correct library variant to link against selected for them by `boost/math/tr1.hpp` based on your compiler settings.

Users will need to define `BOOST_MATH_TR1_DYN_LINK` when building their code if they want to link against the DLL versions of these libraries rather than the static versions.

Users can disable auto-linking by defining `BOOST_MATH_TR1_NO_LIB` when building: this is typically only used when linking against a customised build of the libraries.



Note

Linux and Unix users will generally only have one variant of these libraries installed, and can generally just link against `-lboost_math_tr1` etc.

Usage Recommendations

This library now presents the user with a choice:

- To include the header only versions of the functions and have an easier time linking, but a longer compile time.
- To include the TR1 headers and link against an external library.

Which option you choose depends largely on how you prefer to work and how your system is set up.

For example a casual user who just needs the `acosh` function, would probably be better off including `<boost/math/special_functions/acosh.hpp>` and using `boost::math::acosh(x)` in their code.

However, for large scale software development where compile times are significant, and where the Boost libraries are already built and installed on the system, then including `<boost/math/tr1.hpp>` and using `boost::math::tr1::acosh(x)` will speed up compile times, reduce object files sizes (since there are no templates being instantiated any more), and also speed up debugging runtimes - since the externally compiled libraries can be compiler optimised, rather than built using full settings - the difference in performance between [release and debug builds can be as much as 20 times](#), so for complex applications this can be a big win.

Supported C99 Functions

See also the [quick reference guide for these functions](#).

```
namespace boost{ namespace math{ namespace tr1{ extern "C"{

typedef unspecified float_t;
typedef unspecified double_t;

double acosh(double x);
float acoshf(float x);
long double acoshl(long double x);

double asinh(double x);
float asinhf(float x);
long double asinhl(long double x);

double atanh(double x);
float atanhf(float x);
long double atanh1(long double x);

double cbrt(double x);
float cbrtf(float x);
long double cbrtl(long double x);

double copysign(double x, double y);
float copysignf(float x, float y);
long double copysignl(long double x, long double y);

double erf(double x);
float erff(float x);
long double erfl(long double x);

double erfc(double x);
float erfcf(float x);
long double erfcl(long double x);

double expm1(double x);
float expm1f(float x);
long double expm1l(long double x);

double fmax(double x, double y);
float fmaxf(float x, float y);
long double fmaxl(long double x, long double y);

double fmin(double x, double y);
float fminf(float x, float y);
long double fminl(long double x, long double y);

double hypot(double x, double y);
float hypotf(float x, float y);
long double hypotl(long double x, long double y);

double lgamma(double x);
float lgammaf(float x);
long double lgammal(long double x);

long long llround(double x);
long long llroundf(float x);
long long llroundl(long double x);

double log1p(double x);
float log1pf(float x);
long double log1pl(long double x);

long lround(double x);
long lroundf(float x);
```

```
long lroundl(long double x);

double nextafter(double x, double y);
float nextafterf(float x, float y);
long double nextafterl(long double x, long double y);

double nexttoward(double x, long double y);
float nexttowardf(float x, long double y);
long double nexttowardl(long double x, long double y);

double round(double x);
float roundf(float x);
long double roundl(long double x);

double tgamma(double x);
float tgammaf(float x);
long double tgammal(long double x);

double trunc(double x);
float truncf(float x);
long double trunc1(long double x);

}}}} // namespaces
```

Supported TR1 Functions

See also the [quick reference guide](#) for these functions.


```

namespace boost{ namespace math{ namespace trl{ extern "C"{

// [5.2.1.1] associated Laguerre polynomials:
double assoc_laguerre(unsigned n, unsigned m, double x);
float assoc_laguerref(unsigned n, unsigned m, float x);
long double assoc_laguerrel(unsigned n, unsigned m, long double x);

// [5.2.1.2] associated Legendre functions:
double assoc_legendre(unsigned l, unsigned m, double x);
float assoc_legendref(unsigned l, unsigned m, float x);
long double assoc_legendrel(unsigned l, unsigned m, long double x);

// [5.2.1.3] beta function:
double beta(double x, double y);
float betaf(float x, float y);
long double betal(long double x, long double y);

// [5.2.1.4] (complete) elliptic integral of the first kind:
double comp_ellint_1(double k);
float comp_ellint_1f(float k);
long double comp_ellint_1l(long double k);

// [5.2.1.5] (complete) elliptic integral of the second kind:
double comp_ellint_2(double k);
float comp_ellint_2f(float k);
long double comp_ellint_2l(long double k);

// [5.2.1.6] (complete) elliptic integral of the third kind:
double comp_ellint_3(double k, double nu);
float comp_ellint_3f(float k, float nu);
long double comp_ellint_3l(long double k, long double nu);

// [5.2.1.8] regular modified cylindrical Bessel functions:
double cyl_bessel_i(double nu, double x);
float cyl_bessel_if(float nu, float x);
long double cyl_bessel_il(long double nu, long double x);

// [5.2.1.9] cylindrical Bessel functions (of the first kind):
double cyl_bessel_j(double nu, double x);
float cyl_bessel_jf(float nu, float x);
long double cyl_bessel_jl(long double nu, long double x);

// [5.2.1.10] irregular modified cylindrical Bessel functions:
double cyl_bessel_k(double nu, double x);
float cyl_bessel_kf(float nu, float x);
long double cyl_bessel_kl(long double nu, long double x);

// [5.2.1.11] cylindrical Neumann functions;
// cylindrical Bessel functions (of the second kind):
double cyl_neumann(double nu, double x);
float cyl_neumannf(float nu, float x);
long double cyl_neumannl(long double nu, long double x);

// [5.2.1.12] (incomplete) elliptic integral of the first kind:
double ellint_1(double k, double phi);
float ellint_1f(float k, float phi);
long double ellint_1l(long double k, long double phi);

// [5.2.1.13] (incomplete) elliptic integral of the second kind:
double ellint_2(double k, double phi);
float ellint_2f(float k, float phi);
long double ellint_2l(long double k, long double phi);

```

```

// [5.2.1.14] (incomplete) elliptic integral of the third kind:
double ellint_3(double k, double nu, double phi);
float ellint_3f(float k, float nu, float phi);
long double ellint_3l(long double k, long double nu, long double phi);

// [5.2.1.15] exponential integral:
double expint(double x);
float expintf(float x);
long double expintl(long double x);

// [5.2.1.16] Hermite polynomials:
double hermite(unsigned n, double x);
float hermitef(unsigned n, float x);
long double hermitel(unsigned n, long double x);

// [5.2.1.18] Laguerre polynomials:
double laguerre(unsigned n, double x);
float laguerref(unsigned n, float x);
long double laguerrel(unsigned n, long double x);

// [5.2.1.19] Legendre polynomials:
double legendre(unsigned l, double x);
float legendref(unsigned l, float x);
long double legendrel(unsigned l, long double x);

// [5.2.1.20] Riemann zeta function:
double riemann_zeta(double);
float riemann_zetaf(float);
long double riemann_zetal(long double);

// [5.2.1.21] spherical Bessel functions (of the first kind):
double sph_bessel(unsigned n, double x);
float sph_besself(unsigned n, float x);
long double sph_bessell(unsigned n, long double x);

// [5.2.1.22] spherical associated Legendre functions:
double sph_legendre(unsigned l, unsigned m, double theta);
float sph_legendref(unsigned l, unsigned m, float theta);
long double sph_legendrel(unsigned l, unsigned m, long double theta);

// [5.2.1.23] spherical Neumann functions;
// spherical Bessel functions (of the second kind):
double sph_neumann(unsigned n, double x);
float sph_neumannf(unsigned n, float x);
long double sph_neumannl(unsigned n, long double x);

}}}} // namespaces

```

In addition sufficient additional overloads of the double versions of the above functions are provided, so that calling the function with any mixture of float, double, long double, or *integer* arguments is supported, with the return type determined by the [result type calculation rules](#).

Currently Unsupported C99 Functions

```
double exp2(double x);
float exp2f(float x);
long double exp2l(long double x);

double fdim(double x, double y);
float fdimf(float x, float y);
long double fdiml(long double x, long double y);

double fma(double x, double y, double z);
float fmaf(float x, float y, float z);
long double fmal(long double x, long double y, long double z);

int ilogb(double x);
int ilogbf(float x);
int ilogbl(long double x);

long long llrint(double x);
long long llrintf(float x);
long long llrintl(long double x);

double log2(double x);
float log2f(float x);
long double log2l(long double x);

double logb(double x);
float logbf(float x);
long double logbl(long double x);

long lrint(double x);
long lrintf(float x);
long lrintl(long double x);

double nan(const char *str);
float nanf(const char *str);
long double nanl(const char *str);

double nearbyint(double x);
float nearbyintf(float x);
long double nearbyintl(long double x);

double remainder(double x, double y);
float remainderf(float x, float y);
long double remainderl(long double x, long double y);

double remquo(double x, double y, int *pquo);
float remquof(float x, float y, int *pquo);
long double remquol(long double x, long double y, int *pquo);

double rint(double x);
float rintf(float x);
long double rintl(long double x);

double scalbln(double x, long ex);
float scalblnf(float x, long ex);
long double scalblnl(long double x, long ex);

double scalbn(double x, int ex);
float scalbnf(float x, int ex);
long double scalbnl(long double x, int ex);
```

Currently Unsupported TR1 Functions

```
// [5.2.1.7] confluent hypergeometric functions:
double conf_hyperg(double a, double c, double x);
float conf_hypergf(float a, float c, float x);
long double conf_hypergl(long double a, long double c, long double x);

// [5.2.1.17] hypergeometric functions:
double hyperg(double a, double b, double c, double x);
float hypergf(float a, float b, float c, float x);
long double hypergl(long double a, long double b, long double c,
long double x);
```

Frequently Asked Questions FAQ

1. *I'm a FORTRAN/NAG/SPSS/SAS/Cephes/MathCad/R user and I don't see where the functions like `dnorm(mean, sd)` are in Boost.Math?*
 Nearly all are provided, and many more like mean, skewness, quantiles, complements ... but Boost.Math makes full use of C++, and it looks a bit different. But do not panic! See section on construction and the many examples. Briefly, the distribution is constructed with the parameters (like location and scale) (things after the | in representation like $P(X=k|n, p)$ or ; in a common representation of pdf $f(x; \mu\sigma^2)$). Functions like pdf, cdf are called with the name of that distribution and the random variate often called x or k. For example, `normal my_norm(0, 1); pdf(my_norm, 2.0);`
2. *I'm a user of [New SAS Functions for Computing Probabilities](#).*
 You will find the interface more familiar, but to be able to select a distribution (perhaps using a string) see the Extras/Future Directions section, and `/boost/libs/math/dot_net_example/boost_math.cpp` for an example that is used to create a C# (C sharp) utility (that you might also find useful): see [Statistical Distribution Explorer](#).
3. *I'm allergic to reading manuals and prefer to learn from examples.*
 Fear not - you are not alone! Many examples are available for functions and distributions. Some are referenced directly from the text. Others can be found at `\boost_latest_release\libs\math\example`. If you are a Visual Studio user, you should be able to create projects from each of these, making sure that the Boost library is in the include directories list.
4. *How do I make sure that the Boost library is in the Visual Studio include directories list?*
 You can add an include path, for example, your Boost place `/boost-latest_release`, for example `X: /boost_1_45_0/` if you have a separate partition X for Boost releases. Or you can use an environment variable `BOOST_ROOT` set to your Boost place, and include that. Visual Studio before 2010 provided Tools, Options, VC++ Directories to control directories: Visual Studio 2010 instead provides property sheets to assist. You may find it convenient to create a new one adding `\boost-latest_release`; to the existing include items in `$(IncludePath)`.
5. *I'm a FORTRAN/NAG/SPSS/SAS/Cephes/MathCad/R user and I don't see where the properties like mean, median, mode, variance, skewness of distributions are in Boost.Math?*
 They are all available (if defined for the parameters with which you constructed the distribution) via [Cumulative Distribution Function](#), [Probability Density Function](#), [Quantile](#), [Hazard Function](#), [Cumulative Hazard Function](#), [mean](#), [median](#), [mode](#), [variance](#), [standard deviation](#), [skewness](#), [kurtosis](#), [kurtosis_excess](#), [range](#) and [support](#).
6. *I am a C programmer. Can I user Boost.Math with C?*
 Yes you can, including all the special functions, and TR1 functions like `isnan`. They appear as C functions, by being declared as "extern C".
7. *I am a C# (Basic? F# FORTRAN? Other CLI?) programmer. Can I use Boost.Math with C#? (or ...)?*
 Yes you can, including all the special functions, and TR1 functions like `isnan`. But you **must build the Boost.Math as a dynamic library (.dll) and compile with the /CLI option**. See the `boost/math/dot_net_example` folder which contains an example that builds a simple statistical distribution app with a GUI. See [Statistical Distribution Explorer](#)
8. *What these "policies" things for?*
 Policies are a powerful (if necessarily complex) fine-grain mechanism that allow you to customise the behaviour of the Boost.Math library according to your precise needs. See [Policies](#). But if, very probably, the default behaviour suits you, you don't need to know more.
9. *I am a C user and expect to see global C-style: `:errno` set for overflow/errors etc?*
 You can achieve what you want - see [error handling policies](#) and [user error handling](#) and many examples.
10. *I am a C user and expect to silently return a max value for overflow?*
 You (and C++ users too) can return whatever you want on overflow - see [overflow_error](#) and [error handling policies](#) and several examples.
11. *I don't want any error message for overflow etc?*
 You can control exactly what happens for all the abnormal conditions, including the values returned. See [domain_error](#), [overflow_error error handling policies](#) [user error handling](#) etc and examples.
12. *My environment doesn't allow and/or I don't want exceptions. Can I still user Boost.Math?*

Yes but you must customise the error handling: see [user error handling](#) and [changing policies defaults](#) .

13. *The docs are several hundreds of pages long! Can I read the docs off-line or on paper?*

Yes - you can download the Boost current release of most documentation as a zip of pdfs (including Boost.Math) from Sourceforge, for example https://sourceforge.net/projects/boost/files/boost-docs/1.45.0/boost_pdf_1_45_0.tar.gz/download. And you can print any pages you need (or even print all pages - but be warned that there are several hundred!). Both html and pdf versions are highly hyperlinked. The entire Boost.Math pdf can be searched with Adobe Reader, Edit, Find ... This can often find what you seek, a partial substitute for a full index.

14. *I want a compact version for an embedded application. Can I use float precision?*

Yes - by selecting RealType template parameter as float: for example `normal_distribution<float> your_normal(mean, sd);` (But double may still be used internally, so space saving may be less that you hope for). You can also change the promotion policy, but accuracy might be much reduced.

15. *I seem to get somewhat different results compared to other programs. Why?* We hope Boost.Math to be more accurate: our priority is accuracy (over speed). See the section on accuracy. But for evaluations that require iterations there are parameters which can change the required accuracy (see [Policies](#)). You might be able to squeeze a little more (or less) accuracy at the cost of runtime.

16. *Will my program run more slowly compared to other math functions and statistical libraries?* Probably, thought not always, and not by too much: our priority is accuracy. For most functions, making sure you have the latest compiler version with all optimisations switched on is the key to speed. For evaluations that require iteration, you may be able to gain a little more speed at the expense of accuracy. See detailed suggestions and results on [performance](#).

17. *How do I handle infinity and NaNs portably?*

See [nonfinite fp_facets](#) for Facets for Floating-Point Infinities and NaNs.

18. *Where are the pre-built libraries?*

Good news - you probably don't need any! - just `#include <boost/math/distribution_you_want>`. But in the unlikely event that you do, see [building libraries](#).

19. *I don't see the function or distribution that I want.*

You could try an email to ask the authors - but no promises!

20. *I need more decimal digits for values/computations.*

You can use Boost.Math with [Boost.Multiprecision](#): typically `cpp_dec_float` is a useful user-defined type to provide a fixed number of decimal digits, usually 50 or 100.

21. *Why can't I write something really simple like `cpp_int one(1); cpp_dec_float_50 two(2); one * two;`* Because `cpp_int` might be bigger than `cpp_dec_float` can hold, so you must make an **explicit** conversion. See [mixed multiprecision arithmetic](#) and [conversion](#).

Contact Info and Support

The main support for this library is via the Boost mailing lists:

- Use the [boost-user list](#) for general support questions.
- Use the [boost-developer list](#) for discussion about implementation and or submission of extensions.

You can also find JM at john - at - johnmaddock.co.uk and PAB at pbristow - at - hetp.u-net.com.

Statistical Distributions and Functions

Statistical Distributions Tutorial

This library is centred around statistical distributions, this tutorial will give you an overview of what they are, how they can be used, and provides a few worked examples of applying the library to statistical tests.

Overview of Distributions

Headers and Namespaces

All the code in this library is inside namespace `boost::math`.

In order to use a distribution *my_distribution* you will need to include either the header `<boost/math/my_distribution.hpp>` or the "include all the distributions" header: `<boost/math/distributions.hpp>`.

For example, to use the Students-t distribution include either `<boost/math/students_t.hpp>` or `<boost/math/distributions.hpp>`

You also need to bring distribution names into scope, perhaps with a `using namespace boost::math;` declaration,

or specific using declarations like `using boost::math::normal;` (**recommended**).



Caution

Some math function names are also used in namespace `std` so including `<random>` could cause ambiguity!

Distributions are Objects

Each kind of distribution in this library is a class type - an object.

Policies provide fine-grained control of the behaviour of these classes, allowing the user to customise behaviour such as how errors are handled, or how the quantiles of discrete distributions behave.



Tip

If you are familiar with statistics libraries using functions, and 'Distributions as Objects' seem alien, see [the comparison to other statistics libraries](#).

Making distributions class types does two things:

- It encapsulates the kind of distribution in the C++ type system; so, for example, Students-t distributions are always a different C++ type from Chi-Squared distributions.
- The distribution objects store any parameters associated with the distribution: for example, the Students-t distribution has a *degrees of freedom* parameter that controls the shape of the distribution. This *degrees of freedom* parameter has to be provided to the Students-t object when it is constructed.

Although the distribution classes in this library are templates, there are typedefs on type *double* that mostly take the usual name of the distribution (except where there is a clash with a function of the same name: beta and gamma, in which case using the default template arguments - `RealType = double` - is nearly as convenient). Probably 95% of uses are covered by these typedefs:

```
// using namespace boost::math; // Avoid potential ambiguity with names in std <random>
// Safer to declare specific functions with using statement(s):

using boost::math::beta_distribution;
using boost::math::binomial_distribution;
using boost::math::students_t;

// Construct a students_t distribution with 4 degrees of freedom:
students_t d1(4);

// Construct a double-precision beta distribution
// with parameters a = 10, b = 20
beta_distribution<> d2(10, 20); // Note: _distribution<> suffix !
```

If you need to use the distributions with a type other than double, then you can instantiate the template directly: the names of the templates are the same as the double typedef but with `_distribution` appended, for example: [Students t Distribution](#) or [Binomial Distribution](#):

```
// Construct a students_t distribution, of float type,
// with 4 degrees of freedom:
students_t_distribution<float> d3(4);

// Construct a binomial distribution, of long double type,
// with probability of success 0.3
// and 20 trials in total:
binomial_distribution<long double> d4(20, 0.3);
```

The parameters passed to the distributions can be accessed via getter member functions:

```
d1.degrees_of_freedom(); // returns 4.0
```

This is all well and good, but not very useful so far. What we often want is to be able to calculate the *cumulative distribution functions* and *quantiles* etc for these distributions.

Generic operations common to all distributions are non-member functions

Want to calculate the PDF (Probability Density Function) of a distribution? No problem, just use:

```
pdf(my_dist, x); // Returns PDF (density) at point x of distribution my_dist.
```

Or how about the CDF (Cumulative Distribution Function):

```
cdf(my_dist, x); // Returns CDF (integral from -infinity to point x)
                // of distribution my_dist.
```

And quantiles are just the same:

```
quantile(my_dist, p); // Returns the value of the random variable x
                    // such that cdf(my_dist, x) == p.
```

If you're wondering why these aren't member functions, it's to make the library more easily extensible: if you want to add additional generic operations - let's say the *nth moment* - then all you have to do is add the appropriate non-member functions, overloaded for each implemented distribution type.



Tip

Random numbers that approximate Quantiles of Distributions

If you want random numbers that are distributed in a specific way, for example in a uniform, normal or triangular, see [Boost.Random](#).

Whilst in principal there's nothing to prevent you from using the quantile function to convert a uniformly distributed random number to another distribution, in practice there are much more efficient algorithms available that are specific to random number generation.

For example, the binomial distribution has two parameters: n (the number of trials) and p (the probability of success on any one trial).

The `binomial_distribution` constructor therefore has two parameters:

```
binomial_distribution(RealType n, RealType p);
```

For this distribution the [random variate](#) is k : the number of successes observed. The probability density/mass function (pdf) is therefore written as $f(k; n, p)$.



Note

Random Variates and Distribution Parameters

The concept of a [random variable](#) is closely linked to the term [random variate](#): a random variate is a particular value (outcome) of a random variable. and [distribution parameters](#) are conventionally distinguished (for example in Wikipedia and Wolfram MathWorld) by placing a semi-colon or vertical bar *after* the [random variable](#) (whose value you 'choose'), to separate the variate from the parameter(s) that defines the shape of the distribution.

For example, the binomial distribution probability distribution function (PDF) is written as $f(k|n, p) = \Pr(K = k|n, p)$ = probability of observing k successes out of n trials. K is the [random variable](#), k is the [random variate](#), the parameters are n (trials) and p (probability).



Note

By convention, [random variate](#) are lower case, usually k is integral, x if real, and [random variable](#) are upper case, K if integral, X if real. But this implementation treats all as floating point values `RealType`, so if you really want an integral result, you must round: see note on Discrete Probability Distributions below for details.

As noted above the non-member function `pdf` has one parameter for the distribution object, and a second for the random variate. So taking our binomial distribution example, we would write:

```
pdf(binomial_distribution<RealType>(n, p), k);
```

The ranges of [random variate](#) values that are permitted and are supported can be tested by using two functions `range` and `support`.

The distribution (effectively the [random variate](#)) is said to be 'supported' over a range that is "[the smallest closed set whose complement has probability zero](#)". MathWorld uses the word 'defined' for this range. Non-mathematicians might say it means the 'interesting' smallest range of random variate x that has the cdf going from zero to unity. Outside are uninteresting zones where the pdf is zero, and the cdf zero or unity.

For most distributions, with probability distribution functions one might describe as 'well-behaved', we have decided that it is most useful for the supported range to **exclude** random variate values like exact zero **if the end point is discontinuous**. For example, the Weibull (scale 1, shape 1) distribution smoothly heads for unity as the random variate x declines towards zero. But at $x = \text{zero}$, the value of the pdf is suddenly exactly zero, by definition. If you are plotting the PDF, or otherwise calculating, zero is not the most useful value for the lower limit of supported, as we discovered. So for this, and similar distributions, we have decided it is most useful

merically useful to use the closest value to zero, `min_value`, for the limit of the supported range. (The range remains from zero, so you will still get `pdf(weibull, 0) == 0`). (Exponential and gamma distributions have similarly discontinuous functions).

Mathematically, the functions may make sense with an (+ or -) infinite value, but except for a few special cases (in the Normal and Cauchy distributions) this implementation limits random variates to finite values from the max to min for the `RealType`. (See [Handling of Floating-Point Infinity](#) for rationale).



Note

Discrete Probability Distributions

Note that the [discrete distributions](#), including the binomial, negative binomial, Poisson & Bernoulli, are all mathematically defined as discrete functions: that is to say the functions `cdf` and `pdf` are only defined for integral values of the random variate.

However, because the method of calculation often uses continuous functions it is convenient to treat them as if they were continuous functions, and permit non-integral values of their parameters.

Users wanting to enforce a strict mathematical model may use `floor` or `ceil` functions on the random variate prior to calling the distribution function.

The quantile functions for these distributions are hard to specify in a manner that will satisfy everyone all of the time. The default behaviour is to return an integer result, that has been rounded *outwards*: that is to say, lower quantiles - where the probability is less than 0.5 are rounded down, while upper quantiles - where the probability is greater than 0.5 - are rounded up. This behaviour ensures that if an `X%` quantile is requested, then *at least* the requested coverage will be present in the central region, and *no more than* the requested coverage will be present in the tails.

This behaviour can be changed so that the quantile functions are rounded differently, or return a real-valued result using [Policies](#). It is strongly recommended that you read the tutorial [Understanding Quantiles of Discrete Distributions](#) before using the quantile function on a discrete distribution. The [reference docs](#) describe how to change the rounding policy for these distributions.

For similar reasons continuous distributions with parameters like "degrees of freedom" that might appear to be integral, are treated as real values (and are promoted from integer to floating-point if necessary). In this case however, there are a small number of situations where non-integral degrees of freedom do have a genuine meaning.

Complements are supported too - and when to use them

Often you don't want the value of the CDF, but its complement, which is to say $1-p$ rather than p . It is tempting to calculate the CDF and subtract it from 1, but if p is very close to 1 then cancellation error will cause you to lose accuracy, perhaps totally.

See below ["Why and when to use complements?"](#)

In this library, whenever you want to receive a complement, just wrap all the function arguments in a call to `complement(...)`, for example:

```
students_t dist(5);
cout << "CDF at t = 1 is " << cdf(dist, 1.0) << endl;
cout << "Complement of CDF at t = 1 is " << cdf(complement(dist, 1.0)) << endl;
```

But wait, now that we have a complement, we have to be able to use it as well. Any function that accepts a probability as an argument can also accept a complement by wrapping all of its arguments in a call to `complement(...)`, for example:

```

students_t dist(5);

for(double i = 10; i < 1e10; i *= 10)
{
    // Calculate the quantile for a 1 in i chance:
    double t = quantile(complement(dist, 1/i));
    // Print it out:
    cout << "Quantile of students-t with 5 degrees of freedom\n"
          "for a 1 in " << i << " chance is " << t << endl;
}

```



Tip

Critical values are just quantiles

Some texts talk about quantiles, or percentiles or fractiles, others about critical values, the basic rule is:

Lower critical values are the same as the quantile.

Upper critical values are the same as the quantile from the complement of the probability.

For example, suppose we have a Bernoulli process, giving rise to a binomial distribution with success ratio 0.1 and 100 trials in total. The *lower critical value* for a probability of 0.05 is given by:

```
quantile(binomial(100, 0.1), 0.05)
```

and the *upper critical value* is given by:

```
quantile(complement(binomial(100, 0.1), 0.05))
```

which return 4.82 and 14.63 respectively.



Tip

Why bother with complements anyway?

It's very tempting to dispense with complements, and simply subtract the probability from 1 when required. However, consider what happens when the probability is very close to 1: let's say the probability expressed at float precision is 0.999999940f, then $1 - 0.999999940f = 5.96046448e-008$, but the result is actually accurate to just *one single bit*: the only bit that didn't cancel out!

Or to look at this another way: consider that we want the risk of falsely rejecting the null-hypothesis in the Student's t test to be 1 in 1 billion, for a sample size of 10,000. This gives a probability of $1 - 10^{-9}$, which is exactly 1 when calculated at float precision. In this case calculating the quantile from the complement neatly solves the problem, so for example:

```
quantile(complement(students_t(10000), 1e-9))
```

returns the expected t-statistic 6.00336, where as:

```
quantile(students_t(10000), 1-1e-9f)
```

raises an overflow error, since it is the same as:

```
quantile(students_t(10000), 1)
```

Which has no finite result.

With all distributions, even for more reasonable probability (unless the value of p can be represented exactly in the floating-point type) the loss of accuracy quickly becomes significant if you simply calculate probability from $1 - p$ (because it will be mostly garbage digits for $p \sim 1$).

So always avoid, for example, using a probability near to unity like 0.99999

```
quantile(my_distribution, 0.99999)
```

and instead use

```
quantile(complement(my_distribution, 0.00001))
```

since $1 - 0.99999$ is not exactly equal to 0.00001 when using floating-point arithmetic.

This assumes that the 0.00001 value is either a constant, or can be computed by some manner other than subtracting 0.99999 from 1.

Parameters can be calculated

Sometimes it's the parameters that define the distribution that you need to find. Suppose, for example, you have conducted a Student's-t test for equal means and the result is borderline. Maybe your two samples differ from each other, or maybe they don't; based on the result of the test you can't be sure. A legitimate question to ask then is "How many more measurements would I have to take before I would get an X% probability that the difference is real?" Parameter finders can answer questions like this, and are necessarily different for each distribution. They are implemented as static member functions of the distributions, for example:

```
students_t::find_degrees_of_freedom(
    1.3,          // difference from true mean to detect
    0.05,         // maximum risk of falsely rejecting the null-hypothesis.
    0.1,          // maximum risk of falsely failing to reject the null-hypothesis.
    0.13);        // sample standard deviation
```

Returns the number of degrees of freedom required to obtain a 95% probability that the observed differences in means is not down to chance alone. In the case that a borderline Student's-t test result was previously obtained, this can be used to estimate how large

the sample size would have to become before the observed difference was considered significant. It assumes, of course, that the sample mean and standard deviation are invariant with sample size.

Summary

- Distributions are objects, which are constructed from whatever parameters the distribution may have.
- Member functions allow you to retrieve the parameters of a distribution.
- Generic non-member functions provide access to the properties that are common to all the distributions (PDF, CDF, quantile etc).
- Complements of probabilities are calculated by wrapping the function's arguments in a call to `complement(...)`.
- Functions that accept a probability can accept a complement of the probability as well, by wrapping the function's arguments in a call to `complement(...)`.
- Static member functions allow the parameters of a distribution to be found from other information.

Now that you have the basics, the next section looks at some worked examples.

Worked Examples

Distribution Construction Examples

The structure of distributions is rather different from some other statistical libraries, for example, those written in less object-oriented language like FORTRAN and C: these provide a few arguments to each free function.

Boost.Math library provides each distribution as a template C++ class. A distribution is constructed with a few arguments, and then member and non-member functions are used to find values of the distribution, often a function of a random variate.

For this demonstration, first we need some includes to access the negative binomial distribution (and the binomial, beta and gamma distributions too).

To demonstrate the use with a high precision User-defined floating-point type `cpp_dec_float` we also need an include from `Boost.Multiprecision`.

```
#include <boost/math/distributions/negative_binomial.hpp> // for negative_binomial_distribution
using boost::math::negative_binomial_distribution; // default type is double.
using boost::math::negative_binomial; // typedef provides default type is double.
#include <boost/math/distributions/binomial.hpp> // for binomial_distribution.
#include <boost/math/distributions/beta.hpp> // for beta_distribution.
#include <boost/math/distributions/gamma.hpp> // for gamma_distribution.
#include <boost/math/distributions/normal.hpp> // for normal_distribution.

#include <boost/multiprecision/cpp_dec_float.hpp> // for cpp_dec_float_100
```

Several examples of constructing distributions follow:

First, a negative binomial distribution with 8 successes and a success fraction 0.25, 25% or 1 in 4, is constructed like this:

```
boost::math::negative_binomial_distribution<double> mydist0(8., 0.25);
```

But this is inconveniently long, so we might be tempted to write

```
using namespace boost::math;
```

but this might risk ambiguity with names in `std::random` so **much** better is explicit `using boost::math::` statements, for example:

```
using boost::math::negative_binomial_distribution;
```

and we can still reduce typing.

Since the vast majority of applications use will be using double precision, the template argument to the distribution (`RealType`) defaults to type `double`, so we can also write:

```
negative_binomial_distribution<> mydist9(8., 0.25); // Uses default `RealType = double`.
```

But the name `negative_binomial_distribution` is still inconveniently long, so, for most distributions, a convenience typedef is provided, for example:

```
typedef negative_binomial_distribution<double> negative_binomial; // Reserved name of type double.
```



Caution

This convenience typedef is **not provided** if a clash would occur with the name of a function: currently only `beta` and `gamma` fall into this category.

So, after a `using` statement,

```
using boost::math::negative_binomial;
```

we have a convenient typedef to `negative_binomial_distribution<double>`:

```
negative_binomial mydist(8., 0.25);
```

Some more examples using the convenience typedef:

```
negative_binomial mydist10(5., 0.4); // Both arguments double.
```

And automatic conversion takes place, so you can use integers and floats:

```
negative_binomial mydist11(5, 0.4); // Using provided typedef double, int and double arguments.
```

This is probably the most common usage.

```
negative_binomial mydist12(5., 0.4F); // Double and float arguments.
negative_binomial mydist13(5, 1); // Both arguments integer.
```

Similarly for most other distributions like the binomial.

```
binomial mybinomial(1, 0.5); // is more concise than
binomial_distribution<> mybinomdl(1, 0.5);
```

For cases when the typedef distribution name would clash with a math special function (currently only `beta` and `gamma`) the typedef is deliberately not provided, and the longer version of the name must be used. For example do not use:

```
using boost::math::beta;
beta mybetad0(1, 0.5); // Error beta is a math FUNCTION!
```


Which produces the error messages:

```
error C2146: syntax error : missing ';' before identifier 'mybetad0'
warning C4551: function call missing argument list
error C3861: 'mybetad0': identifier not found
```

Instead you should use:

```
using boost::math::beta_distribution;
beta_distribution<> mybetad1(1, 0.5);
```

or for the gamma distribution:

```
gamma_distribution<> mygammad1(1, 0.5);
```

We can, of course, still provide the type explicitly thus:

```
// Explicit double precision: both arguments are double:
negative_binomial_distribution<double> mydist1(8., 0.25);

// Explicit float precision, double arguments are truncated to float:
negative_binomial_distribution<float> mydist2(8., 0.25);

// Explicit float precision, integer & double arguments converted to float:
negative_binomial_distribution<float> mydist3(8, 0.25);

// Explicit float precision, float arguments, so no conversion:
negative_binomial_distribution<float> mydist4(8.F, 0.25F);

// Explicit float precision, integer arguments promoted to float.
negative_binomial_distribution<float> mydist5(8, 1);

// Explicit double precision:
negative_binomial_distribution<double> mydist6(8., 0.25);

// Explicit long double precision:
negative_binomial_distribution<long double> mydist7(8., 0.25);
```

And you can use your own RealType, for example, `boost::math::cpp_dec_float_50` (an arbitrary 50 decimal digits precision type), then we can write:

```
using namespace boost::multiprecision;

negative_binomial_distribution<cpp_dec_float_50> mydist8(8, 0.25);
// `integer` arguments are promoted to your RealType exactly, but
// `double` argument are converted to RealType,
// possibly losing precision, so don't write:

negative_binomial_distribution<cpp_dec_float_50> mydist20(8, 0.23456789012345678901234567890);
// to avoid truncation of second parameter to `0.2345678901234567`.

negative_binomial_distribution<cpp_dec_float_50> ↵
mydist21(8, cpp_dec_float_50("0.23456789012345678901234567890"));

// Ensure that all potentially significant digits are shown.
std::cout.precision(std::numeric_limits<cpp_dec_float_50>::digits10);
cpp_dec_float_50 x("1.23456789012345678901234567890");
std::cout << pdf(mydist8, x) << std::endl;
```

```
showing 0.00012630010495970320103876754721976419438231705359935
```



Warning

When using multiprecision, it is all too easy to get accidental truncation!

For example, if you write

```
std::cout << pdf(mydist8, 1.23456789012345678901234567890) << std::endl;
```

showing 0.00012630010495970318465064569310967179576805651692929, which is wrong at about the 17th decimal digit!

This is because the value provided is truncated to a double, effectively `double x = 1.23456789012345678901234567890;`

Then the now `double x` is passed to function `pdf`, and this truncated `double` value is finally promoted to `cpp_dec_float_50`.

Another way of quietly getting the wrong answer is to write:

```
std::cout << pdf(mydist8, cpp_dec_float_50(1.23456789012345678901234567890)) << std::endl;
```

A correct way from a multi-digit string value is

```
std::cout << pdf(mydist8, cpp_dec_float_50("1.23456789012345678901234567890")) << std::endl;
```



Tip

Getting about 17 decimal digits followed by many zeros is often a sign of accidental truncation.

Default arguments to distribution constructors.

Note that default constructor arguments are only provided for some distributions. So if you wrongly assume a default argument, you will get an error message, for example:

```
negative_binomial_distribution<> mydist8;
```

```
error C2512 no appropriate default constructor available.
```

No default constructors are provided for the `negative binomial` distribution, because it is difficult to choose any sensible default values for this distribution.

For other distributions, like the normal distribution, it is obviously very useful to provide 'standard' defaults for the mean (zero) and standard deviation (unity) thus:

```
normal_distribution<RealType>(RealType mean = 0, RealType sd = 1);
```

So in this case we can write:

```
using boost::math::normal;

normal norm1;           // Standard normal distribution.
normal norm2(2);        // Mean = 2, std deviation = 1.
normal norm3(2, 3);     // Mean = 2, std deviation = 3.

}
catch(std::exception &ex)
{
    std::cout << ex.what() << std::endl;
}

return 0;
} // int main()
```

There is no useful output from this demonstration program, of course.

See [distribution_construction.cpp](#) for full source code.

Student's t Distribution Examples

Calculating confidence intervals on the mean with the Students-t distribution

Let's say you have a sample mean, you may wish to know what confidence intervals you can place on that mean. Colloquially: "I want an interval that I can be P% sure contains the true mean". (On a technical point, note that the interval either contains the true mean or it does not: the meaning of the confidence level is subtly different from this colloquialism. More background information can be found on the [NIST site](#)).

The formula for the interval can be expressed as:

$$Y_s \pm t_{(\frac{\alpha}{2}, N-1)} \frac{s}{\sqrt{N}}$$

Where, Y_s is the sample mean, s is the sample standard deviation, N is the sample size, α is the desired significance level and $t_{(\alpha/2, N-1)}$ is the upper critical value of the Students-t distribution with $N-1$ degrees of freedom.



Note

The quantity α is the maximum acceptable risk of falsely rejecting the null-hypothesis. The smaller the value of α the greater the strength of the test.

The confidence level of the test is defined as $1 - \alpha$, and often expressed as a percentage. So for example a significance level of 0.05, is equivalent to a 95% confidence level. Refer to "[What are confidence intervals?](#)" in [NIST/SEMATECH e-Handbook of Statistical Methods](#). for more information.



Note

The usual assumptions of [independent and identically distributed \(i.i.d.\)](#) variables and [normal distribution](#) of course apply here, as they do in other examples.

From the formula, it should be clear that:

- The width of the confidence interval decreases as the sample size increases.
- The width increases as the standard deviation increases.
- The width increases as the *confidence level increases* (0.5 towards 0.99999 - stronger).

- The width increases as the *significance level decreases* (0.5 towards 0.00000...01 - stronger).

The following example code is taken from the example program `students_t_single_sample.cpp`.

We'll begin by defining a procedure to calculate intervals for various confidence levels; the procedure will print these out as a table:

```
// Needed includes:
#include <boost/math/distributions/students_t.hpp>
#include <iostream>
#include <iomanip>
// Bring everything into global namespace for ease of use:
using namespace boost::math;
using namespace std;

void confidence_limits_on_mean(
    double Sm,           // Sm = Sample Mean.
    double Sd,           // Sd = Sample Standard Deviation.
    unsigned Sn)         // Sn = Sample Size.
{
    using namespace std;
    using namespace boost::math;

    // Print out general info:
    cout <<
        " _____\n"
        "2-Sided Confidence Limits For Mean\n"
        " _____\n\n";
    cout << setprecision(7);
    cout << setw(40) << left << "Number of Observations" << "= " << Sn << "\n";
    cout << setw(40) << left << "Mean" << "= " << Sm << "\n";
    cout << setw(40) << left << "Standard Deviation" << "= " << Sd << "\n";
}
```

We'll define a table of significance/risk levels for which we'll compute intervals:

```
double alpha[] = { 0.5, 0.25, 0.1, 0.05, 0.01, 0.001, 0.0001, 0.00001 };
```

Note that these are the complements of the confidence/probability levels: 0.5, 0.75, 0.9 .. 0.99999).

Next we'll declare the distribution object we'll need, note that the *degrees of freedom* parameter is the sample size less one:

```
students_t dist(Sn - 1);
```

Most of what follows in the program is pretty printing, so let's focus on the calculation of the interval. First we need the t-statistic, computed using the *quantile* function and our significance level. Note that since the significance levels are the complement of the probability, we have to wrap the arguments in a call to *complement(...)*:

```
double T = quantile(complement(dist, alpha[i] / 2));
```

Note that alpha was divided by two, since we'll be calculating both the upper and lower bounds: had we been interested in a single sided interval then we would have omitted this step.

Now to complete the picture, we'll get the (one-sided) width of the interval from the t-statistic by multiplying by the standard deviation, and dividing by the square root of the sample size:

```
double w = T * Sd / sqrt(double(Sn));
```

The two-sided interval is then the sample mean plus and minus this width.

And apart from some more pretty-printing that completes the procedure.

Let's take a look at some sample output, first using the [Heat flow data](#) from the NIST site. The data set was collected by Bob Zarr of NIST in January, 1990 from a heat flow meter calibration and stability analysis. The corresponding dataplot output for this test can be found in [section 3.5.2](#) of the [NIST/SEMATECH e-Handbook of Statistical Methods](#).

2-Sided Confidence Limits For Mean

Number of Observations = 195
Mean = 9.26146
Standard Deviation = 0.02278881

Confidence Value (%)	T Value	Interval Width	Lower Limit	Upper Limit
50.000	0.676	1.103e-003	9.26036	9.26256
75.000	1.154	1.883e-003	9.25958	9.26334
90.000	1.653	2.697e-003	9.25876	9.26416
95.000	1.972	3.219e-003	9.25824	9.26468
99.000	2.601	4.245e-003	9.25721	9.26571
99.900	3.341	5.453e-003	9.25601	9.26691
99.990	3.973	6.484e-003	9.25498	9.26794
99.999	4.537	7.404e-003	9.25406	9.26886

As you can see the large sample size (195) and small standard deviation (0.023) have combined to give very small intervals, indeed we can be very confident that the true mean is 9.2.

For comparison the next example data output is taken from *P.K.Hou, O. W. Lau & M.C. Wong, Analyst (1983) vol. 108, p 64. and from Statistics for Analytical Chemistry, 3rd ed. (1994), pp 54-55 J. C. Miller and J. N. Miller, Ellis Horwood ISBN 0 13 0309907*. The values result from the determination of mercury by cold-vapour atomic absorption.

2-Sided Confidence Limits For Mean

Number of Observations = 3
Mean = 37.8000000
Standard Deviation = 0.9643650

Confidence Value (%)	T Value	Interval Width	Lower Limit	Upper Limit
50.000	0.816	0.455	37.34539	38.25461
75.000	1.604	0.893	36.90717	38.69283
90.000	2.920	1.626	36.17422	39.42578
95.000	4.303	2.396	35.40438	40.19562
99.000	9.925	5.526	32.27408	43.32592
99.900	31.599	17.594	20.20639	55.39361
99.990	99.992	55.673	-17.87346	93.47346
99.999	316.225	176.067	-138.26683	213.86683

This time the fact that there are only three measurements leads to much wider intervals, indeed such large intervals that it's hard to be very confident in the location of the mean.

Testing a sample mean for difference from a "true" mean

When calibrating or comparing a scientific instrument or measurement method of some kind, we want to be answer the question "Does an observed sample mean differ from the "true" mean in any significant way?". If it does, then we have evidence of a systematic difference. This question can be answered with a Students-t test: more information can be found [on the NIST site](#).

Of course, the assignment of "true" to one mean may be quite arbitrary, often this is simply a "traditional" method of measurement.

The following example code is taken from the example program `students_t_single_sample.cpp`.

We'll begin by defining a procedure to determine which of the possible hypothesis are rejected or not-rejected at a given significance level:



Note

Non-statisticians might say 'not-rejected' means 'accepted', (often of the null-hypothesis) implying, wrongly, that there really **IS** no difference, but statisticians eschew this to avoid implying that there is positive evidence of 'no difference'. 'Not-rejected' here means there is **no evidence** of difference, but there still might well be a difference. For example, see [argument from ignorance](#) and [Absence of evidence does not constitute evidence of absence](#).

```
// Needed includes:
#include <boost/math/distributions/students_t.hpp>
#include <iostream>
#include <iomanip>
// Bring everything into global namespace for ease of use:
using namespace boost::math;
using namespace std;

void single_sample_t_test(double M, double Sm, double Sd, unsigned Sn, double alpha)
{
    //
    // M = true mean.
    // Sm = Sample Mean.
    // Sd = Sample Standard Deviation.
    // Sn = Sample Size.
    // alpha = Significance Level.
```

Most of the procedure is pretty-printing, so let's just focus on the calculation, we begin by calculating the t-statistic:

```
// Difference in means:
double diff = Sm - M;
// Degrees of freedom:
unsigned v = Sn - 1;
// t-statistic:
double t_stat = diff * sqrt(double(Sn)) / Sd;
```

Finally calculate the probability from the t-statistic. If we're interested in simply whether there is a difference (either less or greater) or not, we don't care about the sign of the t-statistic, and we take the complement of the probability for comparison to the significance level:

```
students_t dist(v);
double q = cdf(complement(dist, fabs(t_stat)));
```

The procedure then prints out the results of the various tests that can be done, these can be summarised in the following table:

Hypothesis	Test
The Null-hypothesis: there is no difference in means	Reject if complement of CDF for $ t < \text{significance level} / 2$: <code>cdf(complement(dist, fabs(t))) < alpha / 2</code>
The Alternative-hypothesis: there is difference in means	Reject if complement of CDF for $ t > \text{significance level} / 2$: <code>cdf(complement(dist, fabs(t))) > alpha / 2</code>
The Alternative-hypothesis: the sample mean is less than the true mean.	Reject if CDF of $t > \text{significance level}$: <code>cdf(dist, t) > alpha</code>
The Alternative-hypothesis: the sample mean is greater than the true mean.	Reject if complement of CDF of $t > \text{significance level}$: <code>cdf(complement(dist, t)) > alpha</code>



Note

Notice that the comparisons are against $\alpha / 2$ for a two-sided test and against α for a one-sided test

Now that we have all the parts in place, let's take a look at some sample output, first using the [Heat flow data](#) from the NIST site. The data set was collected by Bob Zarr of NIST in January, 1990 from a heat flow meter calibration and stability analysis. The corresponding dataplot output for this test can be found in [section 3.5.2](#) of the [NIST/SEMATECH e-Handbook of Statistical Methods](#).

Student t test for a single sample

```

Number of Observations      = 195
Sample Mean                  = 9.26146
Sample Standard Deviation    = 0.02279
Expected True Mean           = 5.00000

Sample Mean - Expected Test Mean = 4.26146
Degrees of Freedom           = 194
T Statistic                   = 2611.28380
Probability that difference is due to chance = 0.000e+000

Results for Alternative Hypothesis and alpha = 0.0500

Alternative Hypothesis      Conclusion
Mean != 5.000              NOT REJECTED
Mean < 5.000               REJECTED
Mean > 5.000               NOT REJECTED

```

You will note the line that says the probability that the difference is due to chance is zero. From a philosophical point of view, of course, the probability can never reach zero. However, in this case the calculated probability is smaller than the smallest representable double precision number, hence the appearance of a zero here. Whatever its "true" value is, we know it must be extraordinarily small, so the alternative hypothesis - that there is a difference in means - is not rejected.

For comparison the next example data output is taken from *P.K.Hou, O. W. Lau & M.C. Wong, Analyst (1983) vol. 108, p 64. and from Statistics for Analytical Chemistry, 3rd ed. (1994), pp 54-55 J. C. Miller and J. N. Miller, Ellis Horwood ISBN 0 13 0309907*. The values result from the determination of mercury by cold-vapour atomic absorption.

Student t test for a single sample

```

Number of Observations      = 3
Sample Mean                  = 37.80000
Sample Standard Deviation    = 0.96437
Expected True Mean           = 38.90000

Sample Mean - Expected Test Mean = -1.10000
Degrees of Freedom           = 2
T Statistic                   = -1.97566
Probability that difference is due to chance = 1.869e-001

Results for Alternative Hypothesis and alpha = 0.0500

Alternative Hypothesis      Conclusion
Mean != 38.900              REJECTED
Mean < 38.900               REJECTED
Mean > 38.900               REJECTED

```

As you can see the small number of measurements (3) has led to a large uncertainty in the location of the true mean. So even though there appears to be a difference between the sample mean and the expected true mean, we conclude that there is no significant difference, and are unable to reject the null hypothesis. However, if we were to lower the bar for acceptance down to $\alpha = 0.1$ (a 90% confidence level) we see a different output:

Student t test for a single sample

```

Number of Observations      = 3
Sample Mean                  = 37.80000
Sample Standard Deviation    = 0.96437
Expected True Mean           = 38.90000

Sample Mean - Expected Test Mean = -1.10000
Degrees of Freedom           = 2
T Statistic                   = -1.97566
Probability that difference is due to chance = 1.869e-001

Results for Alternative Hypothesis and alpha = 0.1000

Alternative Hypothesis      Conclusion
Mean != 38.900              REJECTED
Mean < 38.900               NOT REJECTED
Mean > 38.900               REJECTED

```

In this case, we really have a borderline result, and more data (and/or more accurate data), is needed for a more convincing conclusion.

Estimating how large a sample size would have to become in order to give a significant Students-t test result with a single sample test

Imagine you have conducted a Students-t test on a single sample in order to check for systematic errors in your measurements. Imagine that the result is borderline. At this point one might go off and collect more data, but it might be prudent to first ask the question "How much more?". The parameter estimators of the `students_t_distribution` class can provide this information.

This section is based on the example code in [students_t_single_sample.cpp](#) and we begin by defining a procedure that will print out a table of estimated sample sizes for various confidence levels:


```
// Needed includes:
#include <boost/math/distributions/students_t.hpp>
#include <iostream>
#include <iomanip>
// Bring everything into global namespace for ease of use:
using namespace boost::math;
using namespace std;

void single_sample_find_df(
    double M,           // M = true mean.
    double Sm,          // Sm = Sample Mean.
    double Sd)          // Sd = Sample Standard Deviation.
{

```

Next we define a table of significance levels:

```
double alpha[] = { 0.5, 0.25, 0.1, 0.05, 0.01, 0.001, 0.0001, 0.00001 };
```

Printing out the table of sample sizes required for various confidence levels begins with the table header:

```
cout << "\n\n"
      " _____\n"
      "Confidence      Estimated      Estimated\n"
      " Value (%)      Sample Size    Sample Size\n"
      "                (one sided test) (two sided test)\n"
      " _____\n";
```

And now the important part: the sample sizes required. Class `students_t_distribution` has a static member function `find_degrees_of_freedom` that will calculate how large a sample size needs to be in order to give a definitive result.

The first argument is the difference between the means that you wish to be able to detect, here it's the absolute value of the difference between the sample mean, and the true mean.

Then come two probability values: alpha and beta. Alpha is the maximum acceptable risk of rejecting the null-hypothesis when it is in fact true. Beta is the maximum acceptable risk of failing to reject the null-hypothesis when in fact it is false. Also note that for a two-sided test, alpha must be divided by 2.

The final parameter of the function is the standard deviation of the sample.

In this example, we assume that alpha and beta are the same, and call `find_degrees_of_freedom` twice: once with alpha for a one-sided test, and once with $\alpha/2$ for a two-sided test.

```

for(unsigned i = 0; i < sizeof(alpha)/sizeof(alpha[0]); ++i)
{
    // Confidence value:
    cout << fixed << setprecision(3) << setw(10) << right << 100 * (1-alpha[i]);
    // calculate df for single sided test:
    double df = students_t::find_degrees_of_freedom(
        fabs(M - Sm), alpha[i], alpha[i], Sd);
    // convert to sample size:
    double size = ceil(df) + 1;
    // Print size:
    cout << fixed << setprecision(0) << setw(16) << right << size;
    // calculate df for two sided test:
    df = students_t::find_degrees_of_freedom(
        fabs(M - Sm), alpha[i]/2, alpha[i], Sd);
    // convert to sample size:
    size = ceil(df) + 1;
    // Print size:
    cout << fixed << setprecision(0) << setw(16) << right << size << endl;
}
cout << endl;
}

```

Let's now look at some sample output using data taken from *P.K.Hou, O. W. Lau & M.C. Wong, Analyst (1983) vol. 108, p 64. and from Statistics for Analytical Chemistry, 3rd ed. (1994), pp 54-55 J. C. Miller and J. N. Miller, Ellis Horwood ISBN 0 13 0309907*. The values result from the determination of mercury by cold-vapour atomic absorption.

Only three measurements were made, and the Students-t test above gave a borderline result, so this example will show us how many samples would need to be collected:

Estimated sample sizes required for various confidence levels

True Mean	=	38.90000
Sample Mean	=	37.80000
Sample Standard Deviation	=	0.96437

Confidence Value (%)	Estimated Sample Size (one sided test)	Estimated Sample Size (two sided test)
75.000	3	4
90.000	7	9
95.000	11	13
99.000	20	22
99.900	35	37
99.990	50	53
99.999	66	68

So in this case, many more measurements would have had to be made, for example at the 95% level, 14 measurements in total for a two-sided test.

Comparing the means of two samples with the Students-t test

Imagine that we have two samples, and we wish to determine whether their means are different or not. This situation often arises when determining whether a new process or treatment is better than an old one.

In this example, we'll be using the [Car Mileage sample data](#) from the [NIST website](#). The data compares miles per gallon of US cars with miles per gallon of Japanese cars.

The sample code is in [students_t_two_samples.cpp](#).

There are two ways in which this test can be conducted: we can assume that the true standard deviations of the two samples are equal or not. If the standard deviations are assumed to be equal, then the calculation of the t-statistic is greatly simplified, so we'll examine that case first. In real life we should verify whether this assumption is valid with a Chi-Squared test for equal variances.

We begin by defining a procedure that will conduct our test assuming equal variances:

```
// Needed headers:
#include <boost/math/distributions/students_t.hpp>
#include <iostream>
#include <iomanip>
// Simplify usage:
using namespace boost::math;
using namespace std;

void two_samples_t_test_equal_sd(
    double Sm1,      // Sm1 = Sample 1 Mean.
    double Sd1,      // Sd1 = Sample 1 Standard Deviation.
    unsigned Sn1,     // Sn1 = Sample 1 Size.
    double Sm2,      // Sm2 = Sample 2 Mean.
    double Sd2,      // Sd2 = Sample 2 Standard Deviation.
    unsigned Sn2,     // Sn2 = Sample 2 Size.
    double alpha)    // alpha = Significance Level.
{
```

Our procedure will begin by calculating the t-statistic, assuming equal variances the needed formulae are:

$$t = \frac{Sm_1 - Sm_2}{s_p \sqrt{\frac{1}{Sn_1} + \frac{1}{Sn_2}}}$$

$$s_p = \sqrt{\frac{(Sn_1 - 1)Sd_1^2 + (Sn_2 - 1)Sd_2^2}{Sn_1 + Sn_2 - 2}}$$

$$v = Sn_1 + Sn_2 - 2$$

where s_p is the "pooled" standard deviation of the two samples, and v is the number of degrees of freedom of the two combined samples. We can now write the code to calculate the t-statistic:

```
// Degrees of freedom:
double v = Sn1 + Sn2 - 2;
cout << setw(55) << left << "Degrees of Freedom" << " = " << v << "\n";
// Pooled variance:
double sp = sqrt(((Sn1-1) * Sd1 * Sd1 + (Sn2-1) * Sd2 * Sd2) / v);
cout << setw(55) << left << "Pooled Standard Deviation" << " = " << sp << "\n";
// t-statistic:
double t_stat = (Sm1 - Sm2) / (sp * sqrt(1.0 / Sn1 + 1.0 / Sn2));
cout << setw(55) << left << "T Statistic" << " = " << t_stat << "\n";
```

The next step is to define our distribution object, and calculate the complement of the probability:

```
students_t dist(v);
double q = cdf(complement(dist, fabs(t_stat)));
cout << setw(55) << left << "Probability that difference is due to chance" << " = "
    << setprecision(3) << scientific << 2 * q << "\n\n";
```

Here we've used the absolute value of the t-statistic, because we initially want to know simply whether there is a difference or not (a two-sided test). However, we can also test whether the mean of the second sample is greater or is less (one-sided test) than that of the first: all the possible tests are summed up in the following table:

Hypothesis	Test
The Null-hypothesis: there is no difference in means	Reject if complement of CDF for $ t < \text{significance level} / 2$: <code>cdf(complement(dist, fabs(t))) < alpha / 2</code>
The Alternative-hypothesis: there is a difference in means	Reject if complement of CDF for $ t > \text{significance level} / 2$: <code>cdf(complement(dist, fabs(t))) < alpha / 2</code>
The Alternative-hypothesis: Sample 1 Mean is less than Sample 2 Mean.	Reject if CDF of $t > \text{significance level}$: <code>cdf(dist, t) > alpha</code>
The Alternative-hypothesis: Sample 1 Mean is greater than Sample 2 Mean.	Reject if complement of CDF of $t > \text{significance level}$: <code>cdf(complement(dist, t)) > alpha</code>



Note

For a two-sided test we must compare against $\alpha / 2$ and not α .

Most of the rest of the sample program is pretty-printing, so we'll skip over that, and take a look at the sample output for $\alpha=0.05$ (a 95% probability level). For comparison the dataplot output for the same data is in [section 1.3.5.3](#) of the [NIST/SEMATECH e-Handbook of Statistical Methods](#).

Student t test for two samples (equal variances)

```

Number of Observations (Sample 1)      = 249
Sample 1 Mean                          = 20.145
Sample 1 Standard Deviation             = 6.4147
Number of Observations (Sample 2)      = 79
Sample 2 Mean                          = 30.481
Sample 2 Standard Deviation             = 6.1077
Degrees of Freedom                     = 326
Pooled Standard Deviation              = 6.3426
T Statistic                           = -12.621
Probability that difference is due to chance = 5.273e-030

```

```
Results for Alternative Hypothesis and alpha = 0.0500
```

Alternative Hypothesis	Conclusion
Sample 1 Mean != Sample 2 Mean	NOT REJECTED
Sample 1 Mean < Sample 2 Mean	NOT REJECTED
Sample 1 Mean > Sample 2 Mean	REJECTED

So with a probability that the difference is due to chance of just $5.273e-030$, we can safely conclude that there is indeed a difference.

The tests on the alternative hypothesis show that we must also reject the hypothesis that Sample 1 Mean is greater than that for Sample 2: in this case Sample 1 represents the miles per gallon for Japanese cars, and Sample 2 the miles per gallon for US cars, so we conclude that Japanese cars are on average more fuel efficient.

Now that we have the simple case out of the way, let's look for a moment at the more complex one: that the standard deviations of the two samples are not equal. In this case the formula for the t-statistic becomes:

$$t = \frac{Sm_1 - Sm_2}{\sqrt{\frac{Sd_1^2}{Sn_1} + \frac{Sd_2^2}{Sn_2}}}$$

And for the combined degrees of freedom we use the [Welch-Satterthwaite](#) approximation:

$$v = \frac{\left(\frac{Sd_1^2}{Sn_1} + \frac{Sd_2^2}{Sn_2}\right)^2}{\frac{\left(\frac{Sd_1^2}{Sn_1}\right)^2}{(Sn_1 - 1)} + \frac{\left(\frac{Sd_2^2}{Sn_2}\right)^2}{(Sn_2 - 1)}}$$

Note that this is one of the rare situations where the degrees-of-freedom parameter to the Student's t distribution is a real number, and not an integer value.



Note

Some statistical packages truncate the effective degrees of freedom to an integer value: this may be necessary if you are relying on lookup tables, but since our code fully supports non-integer degrees of freedom there is no need to truncate in this case. Also note that when the degrees of freedom is small then the Welch-Satterthwaite approximation may be a significant source of error.

Putting these formulae into code we get:

```
// Degrees of freedom:
double v = Sd1 * Sd1 / Sn1 + Sd2 * Sd2 / Sn2;
v *= v;
double t1 = Sd1 * Sd1 / Sn1;
t1 *= t1;
t1 /= (Sn1 - 1);
double t2 = Sd2 * Sd2 / Sn2;
t2 *= t2;
t2 /= (Sn2 - 1);
v /= (t1 + t2);
cout << setw(55) << left << "Degrees of Freedom" << " = " << v << "\n";
// t-statistic:
double t_stat = (Sm1 - Sm2) / sqrt(Sd1 * Sd1 / Sn1 + Sd2 * Sd2 / Sn2);
cout << setw(55) << left << "T Statistic" << " = " << t_stat << "\n";
```

Thereafter the code and the tests are performed the same as before. Using are car mileage data again, here's what the output looks like:

Student t test for two samples (unequal variances)

```

Number of Observations (Sample 1)      = 249
Sample 1 Mean                          = 20.145
Sample 1 Standard Deviation             = 6.4147
Number of Observations (Sample 2)      = 79
Sample 2 Mean                          = 30.481
Sample 2 Standard Deviation             = 6.1077
Degrees of Freedom                     = 136.87
T Statistic                           = -12.946
Probability that difference is due to chance = 1.571e-025

Results for Alternative Hypothesis and alpha = 0.0500

```

Alternative Hypothesis	Conclusion
Sample 1 Mean != Sample 2 Mean	NOT REJECTED
Sample 1 Mean < Sample 2 Mean	NOT REJECTED
Sample 1 Mean > Sample 2 Mean	REJECTED

This time allowing the variances in the two samples to differ has yielded a higher likelihood that the observed difference is down to chance alone (1.571e-025 compared to 5.273e-030 when equal variances were assumed). However, the conclusion remains the same: US cars are less fuel efficient than Japanese models.

Comparing two paired samples with the Student's t distribution

Imagine that we have a before and after reading for each item in the sample: for example we might have measured blood pressure before and after administration of a new drug. We can't pool the results and compare the means before and after the change, because each patient will have a different baseline reading. Instead we calculate the difference between before and after measurements in each patient, and calculate the mean and standard deviation of the differences. To test whether a significant change has taken place, we can then test the null-hypothesis that the true mean is zero using the same procedure we used in the single sample cases previously discussed.

That means we can:

- **Calculate confidence intervals of the mean.** If the endpoints of the interval differ in sign then we are unable to reject the null-hypothesis that there is no change.
- **Test whether the true mean is zero.** If the result is consistent with a true mean of zero, then we are unable to reject the null-hypothesis that there is no change.
- **Calculate how many pairs of readings we would need in order to obtain a significant result.**

Chi Squared Distribution Examples

Confidence Intervals on the Standard Deviation

Once you have calculated the standard deviation for your data, a legitimate question to ask is "How reliable is the calculated standard deviation?". For this situation the Chi Squared distribution can be used to calculate confidence intervals for the standard deviation.

The full example code & sample output is in [chi_square_std_dev_test.cpp](#).

We'll begin by defining the procedure that will calculate and print out the confidence intervals:

```

void confidence_limits_on_std_deviation(
    double Sd,      // Sample Standard Deviation
    unsigned N)     // Sample size
{

```

We'll begin by printing out some general information:

```
cout <<
    "
    _____\n"
    "2-Sided Confidence Limits For Standard Deviation\n"
    "
    _____\n\n";
cout << setprecision(7);
cout << setw(40) << left << "Number of Observations" << " = " << N << "\n";
cout << setw(40) << left << "Standard Deviation" << " = " << Sd << "\n";
```

and then define a table of significance levels for which we'll calculate intervals:

```
double alpha[] = { 0.5, 0.25, 0.1, 0.05, 0.01, 0.001, 0.0001, 0.00001 };
```

The distribution we'll need to calculate the confidence intervals is a Chi Squared distribution, with N-1 degrees of freedom:

```
chi_squared dist(N - 1);
```

For each value of alpha, the formula for the confidence interval is given by:

$$\sqrt{\frac{(N-1)s^2}{\chi^2_{(\frac{\alpha}{2}, N-1)}}} \leq \sigma \leq \sqrt{\frac{(N-1)s^2}{\chi^2_{(1-\frac{\alpha}{2}, N-1)}}$$

Where $\chi^2_{(\frac{\alpha}{2}, N-1)}$ is the upper critical value, and $\chi^2_{(1-\frac{\alpha}{2}, N-1)}$ is the lower critical value of the Chi Squared distribution.

In code we begin by printing out a table header:

```
cout << "\n\n"
    "
    _____\n"
    "Confidence      Lower      Upper\n"
    " Value (%)      Limit      Limit\n"
    "
    _____\n";
```

and then loop over the values of alpha and calculate the intervals for each: remember that the lower critical value is the same as the quantile, and the upper critical value is the same as the quantile from the complement of the probability:

```
for(unsigned i = 0; i < sizeof(alpha)/sizeof(alpha[0]); ++i)
{
    // Confidence value:
    cout << fixed << setprecision(3) << setw(10) << right << 100 * (1-alpha[i]);
    // Calculate limits:
    double lower_limit = sqrt((N - 1) * Sd * Sd / quantile(complement(dist, alpha[i] / 2)));
    double upper_limit = sqrt((N - 1) * Sd * Sd / quantile(dist, alpha[i] / 2));
    // Print Limits:
    cout << fixed << setprecision(5) << setw(15) << right << lower_limit;
    cout << fixed << setprecision(5) << setw(15) << right << upper_limit << endl;
}
cout << endl;
```

To see some example output we'll use the [gear data](#) from the [NIST/SEMATECH e-Handbook of Statistical Methods](#).. The data represents measurements of gear diameter from a manufacturing process.

2-Sided Confidence Limits For Standard Deviation

Number of Observations = 100
Standard Deviation = 0.006278908

Confidence Value (%)	Lower Limit	Upper Limit
50.000	0.00601	0.00662
75.000	0.00582	0.00685
90.000	0.00563	0.00712
95.000	0.00551	0.00729
99.000	0.00530	0.00766
99.900	0.00507	0.00812
99.990	0.00489	0.00855
99.999	0.00474	0.00895

So at the 95% confidence level we conclude that the standard deviation is between 0.00551 and 0.00729.

Confidence intervals as a function of the number of observations

Similarly, we can also list the confidence intervals for the standard deviation for the common confidence levels 95%, for increasing numbers of observations.

The standard deviation used to compute these values is unity, so the limits listed are **multipliers** for any particular standard deviation. For example, given a standard deviation of 0.0062789 as in the example above; for 100 observations the multiplier is 0.8780 giving the lower confidence limit of $0.8780 * 0.0062789 = 0.00551$.

Confidence level (two-sided) = 0.0500000
Standard Deviation = 1.0000000

Observations	Lower Limit	Upper Limit
2	0.4461	31.9102
3	0.5207	6.2847
4	0.5665	3.7285
5	0.5991	2.8736
6	0.6242	2.4526
7	0.6444	2.2021
8	0.6612	2.0353
9	0.6755	1.9158
10	0.6878	1.8256
15	0.7321	1.5771
20	0.7605	1.4606
30	0.7964	1.3443
40	0.8192	1.2840
50	0.8353	1.2461
60	0.8476	1.2197
100	0.8780	1.1617
120	0.8875	1.1454
1000	0.9580	1.0459
10000	0.9863	1.0141
50000	0.9938	1.0062
100000	0.9956	1.0044
1000000	0.9986	1.0014

With just 2 observations the limits are from **0.445** up to **31.9**, so the standard deviation might be about **half** the observed value up to **30 times** the observed value!

Estimating a standard deviation with just a handful of values leaves a very great uncertainty, especially the upper limit. Note especially how far the upper limit is skewed from the most likely standard deviation.

Even for 10 observations, normally considered a reasonable number, the range is still from 0.69 to 1.8, about a range of 0.7 to 2, and is still highly skewed with an upper limit **twice** the median.

When we have 1000 observations, the estimate of the standard deviation is starting to look convincing, with a range from 0.95 to 1.05 - now near symmetrical, but still about + or - 5%.

Only when we have 10000 or more repeated observations can we start to be reasonably confident (provided we are sure that other factors like drift are not creeping in).

For 10000 observations, the interval is 0.99 to 1.1 - finally a really convincing + or -1% confidence.

Chi-Square Test for the Standard Deviation

We use this test to determine whether the standard deviation of a sample differs from a specified value. Typically this occurs in process change situations where we wish to compare the standard deviation of a new process to an established one.

The code for this example is contained in `chi_squared_std_dev_test.cpp`, and we'll begin by defining the procedure that will print out the test statistics:

```
void chi_squared_test(
    double Sd,      // Sample std deviation
    double D,       // True std deviation
    unsigned N,     // Sample size
    double alpha)   // Significance level
{
```

The procedure begins by printing a summary of the input data:

```
using namespace std;
using namespace boost::math;

// Print header:
cout <<
    "_____\n"
    "Chi Squared test for sample standard deviation\n"
    "_____\n\n";
cout << setprecision(5);
cout << setw(55) << left << "Number of Observations" << " = " << N << "\n";
cout << setw(55) << left << "Sample Standard Deviation" << " = " << Sd << "\n";
cout << setw(55) << left << "Expected True Standard Deviation" << " = " << D << "\n\n";
```

The test statistic (T) is simply the ratio of the sample and "true" standard deviations squared, multiplied by the number of degrees of freedom (the sample size less one):

```
double t_stat = (N - 1) * (Sd / D) * (Sd / D);
cout << setw(55) << left << "Test Statistic" << " = " << t_stat << "\n";
```

The distribution we need to use, is a Chi Squared distribution with N-1 degrees of freedom:

```
chi_squared dist(N - 1);
```

The various hypothesis that can be tested are summarised in the following table:

Hypothesis	Test
The null-hypothesis: there is no difference in standard deviation from the specified value	Reject if $T < \chi^2_{(1-\alpha/2; N-1)}$ or $T > \chi^2_{(\alpha/2; N-1)}$
The alternative hypothesis: there is a difference in standard deviation from the specified value	Reject if $\chi^2_{(1-\alpha/2; N-1)} \geq T \geq \chi^2_{(\alpha/2; N-1)}$
The alternative hypothesis: the standard deviation is less than the specified value	Reject if $\chi^2_{(1-\alpha; N-1)} \leq T$
The alternative hypothesis: the standard deviation is greater than the specified value	Reject if $\chi^2_{(\alpha; N-1)} \geq T$

Where $\chi^2_{(\alpha; N-1)}$ is the upper critical value of the Chi Squared distribution, and $\chi^2_{(1-\alpha; N-1)}$ is the lower critical value.

Recall that the lower critical value is the same as the quantile, and the upper critical value is the same as the quantile from the complement of the probability, that gives us the following code to calculate the critical values:

```
double ucv = quantile(complement(dist, alpha));
double ucv2 = quantile(complement(dist, alpha / 2));
double lcv = quantile(dist, alpha);
double lcv2 = quantile(dist, alpha / 2);
cout << setw(55) << left << "Upper Critical Value at alpha: " << " = "
    << setprecision(3) << scientific << ucv << "\n";
cout << setw(55) << left << "Upper Critical Value at alpha/2: " << " = "
    << setprecision(3) << scientific << ucv2 << "\n";
cout << setw(55) << left << "Lower Critical Value at alpha: " << " = "
    << setprecision(3) << scientific << lcv << "\n";
cout << setw(55) << left << "Lower Critical Value at alpha/2: " << " = "
    << setprecision(3) << scientific << lcv2 << "\n\n";
```

Now that we have the critical values, we can compare these to our test statistic, and print out the result of each hypothesis and test:

```
cout << setw(55) << left <<
    "Results for Alternative Hypothesis and alpha" << " = "
    << setprecision(4) << fixed << alpha << "\n\n";
cout << "Alternative Hypothesis" << " Conclusion\n";

cout << "Standard Deviation != " << setprecision(3) << fixed << D << " ";
if((ucv2 < t_stat) || (lcv2 > t_stat))
    cout << "ACCEPTED\n";
else
    cout << "REJECTED\n";

cout << "Standard Deviation < " << setprecision(3) << fixed << D << " ";
if(lcv > t_stat)
    cout << "ACCEPTED\n";
else
    cout << "REJECTED\n";

cout << "Standard Deviation > " << setprecision(3) << fixed << D << " ";
if(ucv < t_stat)
    cout << "ACCEPTED\n";
else
    cout << "REJECTED\n";
cout << endl << endl;
```

To see some example output we'll use the [gear data](#) from the [NIST/SEMATECH e-Handbook of Statistical Methods](#).. The data represents measurements of gear diameter from a manufacturing process. The program output is deliberately designed to mirror the DATAPLOT output shown in the [NIST Handbook Example](#).

```

Chi Squared test for sample standard deviation
-----
Number of Observations                = 100
Sample Standard Deviation              = 0.00628
Expected True Standard Deviation       = 0.10000

Test Statistic                        = 0.39030
CDF of test statistic:                 = 1.438e-099
Upper Critical Value at alpha:         = 1.232e+002
Upper Critical Value at alpha/2:       = 1.284e+002
Lower Critical Value at alpha:         = 7.705e+001
Lower Critical Value at alpha/2:       = 7.336e+001

Results for Alternative Hypothesis and alpha = 0.0500

Alternative Hypothesis      Conclusion
Standard Deviation != 0.100    ACCEPTED
Standard Deviation < 0.100    ACCEPTED
Standard Deviation > 0.100    REJECTED

```

In this case we are testing whether the sample standard deviation is 0.1, and the null-hypothesis is rejected, so we conclude that the standard deviation *is not* 0.1.

For an alternative example, consider the [silicon wafer data](#) again from the [NIST/SEMATECH e-Handbook of Statistical Methods](#).. In this scenario a supplier of 100 ohm.cm silicon wafers claims that his fabrication process can produce wafers with sufficient consistency so that the standard deviation of resistivity for the lot does not exceed 10 ohm.cm. A sample of $N = 10$ wafers taken from the lot has a standard deviation of 13.97 ohm.cm, and the question we ask ourselves is "Is the suppliers claim correct?".

The program output now looks like this:

```

Chi Squared test for sample standard deviation
-----
Number of Observations                = 10
Sample Standard Deviation              = 13.97000
Expected True Standard Deviation       = 10.00000

Test Statistic                        = 17.56448
CDF of test statistic:                 = 9.594e-001
Upper Critical Value at alpha:         = 1.692e+001
Upper Critical Value at alpha/2:       = 1.902e+001
Lower Critical Value at alpha:         = 3.325e+000
Lower Critical Value at alpha/2:       = 2.700e+000

Results for Alternative Hypothesis and alpha = 0.0500

Alternative Hypothesis      Conclusion
Standard Deviation != 10.000    REJECTED
Standard Deviation < 10.000    REJECTED
Standard Deviation > 10.000    ACCEPTED

```

In this case, our null-hypothesis is that the standard deviation of the sample is less than 10: this hypothesis is rejected in the analysis above, and so we reject the manufacturers claim.

Estimating the Required Sample Sizes for a Chi-Square Test for the Standard Deviation

Suppose we conduct a Chi Squared test for standard deviation and the result is borderline, a legitimate question to ask is "How large would the sample size have to be in order to produce a definitive result?"

The class template `chi_squared_distribution` has a static method `find_degrees_of_freedom` that will calculate this value for some acceptable risk of type I failure *alpha*, type II failure *beta*, and difference from the standard deviation *diff*. Please note that the method used works on variance, and not standard deviation as is usual for the Chi Squared Test.

The code for this example is located in `chi_square_std_dev_test.cpp`.

We begin by defining a procedure to print out the sample sizes required for various risk levels:

```
void chi_squared_sample_sized(
    double diff,      // difference from variance to detect
    double variance)  // true variance
{
```

The procedure begins by printing out the input data:

```
using namespace std;
using namespace boost::math;

// Print out general info:
cout <<
    "_____\n"
    "Estimated sample sizes required for various confidence levels\n"
    "_____\n\n";
cout << setprecision(5);
cout << setw(40) << left << "True Variance" << "= " << variance << "\n";
cout << setw(40) << left << "Difference to detect" << "= " << diff << "\n";
```

And defines a table of significance levels for which we'll calculate sample sizes:

```
double alpha[] = { 0.5, 0.25, 0.1, 0.05, 0.01, 0.001, 0.0001, 0.00001 };
```

For each value of *alpha* we can calculate two sample sizes: one where the sample variance is less than the true value by *diff* and one where it is greater than the true value by *diff*. Thanks to the asymmetric nature of the Chi Squared distribution these two values will not be the same, the difference in their calculation differs only in the sign of *diff* that's passed to `find_degrees_of_freedom`. Finally in this example we'll simply things, and let risk level *beta* be the same as *alpha*:

```

cout << "\n\n"
      "_____ \n"
      "Confidence      Estimated      Estimated\n"
      " Value (%)      Sample Size      Sample Size\n"
      "                (lower one      (upper one\n"
      "                sided test)      sided test)\n"
      "_____ \n";

//
// Now print out the data for the table rows.
//
for(unsigned i = 0; i < sizeof(alpha)/sizeof(alpha[0]); ++i)
{
    // Confidence value:
    cout << fixed << setprecision(3) << setw(10) << right << 100 * (1-alpha[i]);
    // calculate df for a lower single sided test:
    double df = chi_squared::find_degrees_of_freedom(
        -diff, alpha[i], alpha[i], variance);
    // convert to sample size:
    double size = ceil(df) + 1;
    // Print size:
    cout << fixed << setprecision(0) << setw(16) << right << size;
    // calculate df for an upper single sided test:
    df = chi_squared::find_degrees_of_freedom(
        diff, alpha[i], alpha[i], variance);
    // convert to sample size:
    size = ceil(df) + 1;
    // Print size:
    cout << fixed << setprecision(0) << setw(16) << right << size << endl;
}
cout << endl;

```

For some example output, consider the [silicon wafer data](#) from the [NIST/SEMATECH e-Handbook of Statistical Methods](#).. In this scenario a supplier of 100 ohm.cm silicon wafers claims that his fabrication process can produce wafers with sufficient consistency so that the standard deviation of resistivity for the lot does not exceed 10 ohm.cm. A sample of $N = 10$ wafers taken from the lot has a standard deviation of 13.97 ohm.cm, and the question we ask ourselves is "How large would our sample have to be to reliably detect this difference?".

To use our procedure above, we have to convert the standard deviations to variance (square them), after which the program output looks like this:

 Estimated sample sizes required for various confidence levels

True Variance = 100.00000
 Difference to detect = 95.16090

Confidence Value (%)	Estimated Sample Size (lower one sided test)	Estimated Sample Size (upper one sided test)
50.000	2	2
75.000	2	10
90.000	4	32
95.000	5	51
99.000	7	99
99.900	11	174
99.990	15	251
99.999	20	330

In this case we are interested in a upper single sided test. So for example, if the maximum acceptable risk of falsely rejecting the null-hypothesis is 0.05 (Type I error), and the maximum acceptable risk of failing to reject the null-hypothesis is also 0.05 (Type II error), we estimate that we would need a sample size of 51.

F Distribution Examples

Imagine that you want to compare the standard deviations of two sample to determine if they differ in any significant way, in this situation you use the F distribution and perform an F-test. This situation commonly occurs when conducting a process change comparison: "is a new process more consistent that the old one?".

In this example we'll be using the data for ceramic strength from <http://www.itl.nist.gov/div898/handbook/eda/section4/eda42a1.htm>. The data for this case study were collected by Said Jahanmir of the NIST Ceramics Division in 1996 in connection with a NIST/industry ceramics consortium for strength optimization of ceramic strength.

The example program is `f_test.cpp`, program output has been deliberately made as similar as possible to the DATAPLOT output in the corresponding [NIST Engineering Statistics Handbook example](#).

We'll begin by defining the procedure to conduct the test:

```
void f_test(
    double sd1,      // Sample 1 std deviation
    double sd2,      // Sample 2 std deviation
    double N1,       // Sample 1 size
    double N2,       // Sample 2 size
    double alpha)    // Significance level
{
```

The procedure begins by printing out a summary of our input data:

```

using namespace std;
using namespace boost::math;

// Print header:
cout <<
    "
    _____\n"
    "F test for equal standard deviations\n"
    "
    _____\n\n";
cout << setprecision(5);
cout << "Sample 1:\n";
cout << setw(55) << left << "Number of Observations" << " = " << N1 << "\n";
cout << setw(55) << left << "Sample Standard Deviation" << " = " << sd1 << "\n\n";
cout << "Sample 2:\n";
cout << setw(55) << left << "Number of Observations" << " = " << N2 << "\n";
cout << setw(55) << left << "Sample Standard Deviation" << " = " << sd2 << "\n\n";

```

The test statistic for an F-test is simply the ratio of the square of the two standard deviations:

$$F = s_1^2 / s_2^2$$

where s_1 is the standard deviation of the first sample and s_2 is the standard deviation of the second sample. Or in code:

```

double F = (sd1 / sd2);
F *= F;
cout << setw(55) << left << "Test Statistic" << " = " << F << "\n\n";

```

At this point a word of caution: the F distribution is asymmetric, so we have to be careful how we compute the tests, the following table summarises the options available:

Hypothesis	Test
The null-hypothesis: there is no difference in standard deviations (two sided test)	Reject if $F \leq F_{(1-\alpha/2; N1-1, N2-1)}$ or $F \geq F_{(\alpha/2; N1-1, N2-1)}$
The alternative hypothesis: there is a difference in means (two sided test)	Reject if $F_{(1-\alpha/2; N1-1, N2-1)} \leq F \leq F_{(\alpha/2; N1-1, N2-1)}$
The alternative hypothesis: Standard deviation of sample 1 is greater than that of sample 2	Reject if $F < F_{(\alpha; N1-1, N2-1)}$
The alternative hypothesis: Standard deviation of sample 1 is less than that of sample 2	Reject if $F > F_{(1-\alpha; N1-1, N2-1)}$

Where $F_{(1-\alpha; N1-1, N2-1)}$ is the lower critical value of the F distribution with degrees of freedom $N1-1$ and $N2-1$, and $F_{(\alpha; N1-1, N2-1)}$ is the upper critical value of the F distribution with degrees of freedom $N1-1$ and $N2-1$.

The upper and lower critical values can be computed using the quantile function:

$$F_{(1-\alpha; N1-1, N2-1)} = \text{quantile}(\text{fisher_f}(N1-1, N2-1), \alpha)$$

$$F_{(\alpha; N1-1, N2-1)} = \text{quantile}(\text{complement}(\text{fisher_f}(N1-1, N2-1), \alpha))$$

In our example program we need both upper and lower critical values for α and for $\alpha/2$:

```
double ucv = quantile(complement(dist, alpha));
double ucv2 = quantile(complement(dist, alpha / 2));
double lcv = quantile(dist, alpha);
double lcv2 = quantile(dist, alpha / 2);
cout << setw(55) << left << "Upper Critical Value at alpha: " << "= "
    << setprecision(3) << scientific << ucv << "\n";
cout << setw(55) << left << "Upper Critical Value at alpha/2: " << "= "
    << setprecision(3) << scientific << ucv2 << "\n";
cout << setw(55) << left << "Lower Critical Value at alpha: " << "= "
    << setprecision(3) << scientific << lcv << "\n";
cout << setw(55) << left << "Lower Critical Value at alpha/2: " << "= "
    << setprecision(3) << scientific << lcv2 << "\n\n";
```

The final step is to perform the comparisons given above, and print out whether the hypothesis is rejected or not:

```
cout << setw(55) << left <<
    "Results for Alternative Hypothesis and alpha" << "= "
    << setprecision(4) << fixed << alpha << "\n\n";
cout << "Alternative Hypothesis" << "Conclusion\n";

cout << "Standard deviations are unequal (two sided test)" << " ";
if((ucv2 < F) || (lcv2 > F))
    cout << "ACCEPTED\n";
else
    cout << "REJECTED\n";

cout << "Standard deviation 1 is less than standard deviation 2" << " ";
if(lcv > F)
    cout << "ACCEPTED\n";
else
    cout << "REJECTED\n";

cout << "Standard deviation 1 is greater than standard deviation 2" << " ";
if(ucv < F)
    cout << "ACCEPTED\n";
else
    cout << "REJECTED\n";
cout << endl << endl;
```

Using the ceramic strength data as an example we get the following output:

F test for equal standard deviations

```

Sample 1:
Number of Observations          = 240
Sample Standard Deviation       = 65.549

Sample 2:
Number of Observations          = 240
Sample Standard Deviation       = 61.854

Test Statistic                  = 1.123

CDF of test statistic:          = 8.148e-001
Upper Critical Value at alpha:  = 1.238e+000
Upper Critical Value at alpha/2: = 1.289e+000
Lower Critical Value at alpha:   = 8.080e-001
Lower Critical Value at alpha/2: = 7.756e-001

Results for Alternative Hypothesis and alpha = 0.0500

Alternative Hypothesis          Conclusion
Standard deviations are unequal (two sided test) REJECTED
Standard deviation 1 is less than standard deviation 2 REJECTED
Standard deviation 1 is greater than standard deviation 2 REJECTED

```

In this case we are unable to reject the null-hypothesis, and must instead reject the alternative hypothesis.

By contrast let's see what happens when we use some different [sample data](#):, once again from the NIST Engineering Statistics Handbook: A new procedure to assemble a device is introduced and tested for possible improvement in time of assembly. The question being addressed is whether the standard deviation of the new assembly process (sample 2) is better (i.e., smaller) than the standard deviation for the old assembly process (sample 1).

F test for equal standard deviations

```

Sample 1:
Number of Observations          = 11.00000
Sample Standard Deviation       = 4.90820

Sample 2:
Number of Observations          = 9.00000
Sample Standard Deviation       = 2.58740

Test Statistic                  = 3.59847

CDF of test statistic:          = 9.589e-001
Upper Critical Value at alpha:  = 3.347e+000
Upper Critical Value at alpha/2: = 4.295e+000
Lower Critical Value at alpha:   = 3.256e-001
Lower Critical Value at alpha/2: = 2.594e-001

Results for Alternative Hypothesis and alpha = 0.0500

Alternative Hypothesis          Conclusion
Standard deviations are unequal (two sided test) REJECTED
Standard deviation 1 is less than standard deviation 2 REJECTED
Standard deviation 1 is greater than standard deviation 2 ACCEPTED

```

In this case we take our null hypothesis as "standard deviation 1 is less than or equal to standard deviation 2", since this represents the "no change" situation. So we want to compare the upper critical value at *alpha* (a one sided test) with the test statistic, and since $3.35 < 3.6$ this hypothesis must be rejected. We therefore conclude that there is a change for the better in our standard deviation.

Binomial Distribution Examples

See also the reference documentation for the [Binomial Distribution](#).

Binomial Coin-Flipping Example

An example of a [Bernoulli process](#) is coin flipping. A variable in such a sequence may be called a Bernoulli variable.

This example shows using the Binomial distribution to predict the probability of heads and tails when throwing a coin.

The number of correct answers (say heads), X , is distributed as a binomial random variable with binomial distribution parameters number of trials (flips) $n = 10$ and probability (success_fraction) of getting a head $p = 0.5$ (a 'fair' coin).

(Our coin is assumed fair, but we could easily change the success_fraction parameter p from 0.5 to some other value to simulate an unfair coin, say 0.6 for one with chewing gum on the tail, so it is more likely to fall tails down and heads up).

First we need some includes and using statements to be able to use the binomial distribution, some std input and output, and get started:

```
#include <boost/math/distributions/binomial.hpp>
using boost::math::binomial;

#include <iostream>
using std::cout; using std::endl; using std::left;
#include <iomanip>
using std::setw;

int main()
{
    cout << "Using Binomial distribution to predict how many heads and tails." << endl;
    try
    {
```

See note [with the catch block](#) about why a try and catch block is always a good idea.

First, construct a binomial distribution with parameters success_fraction 1/2, and how many flips.

```
const double success_fraction = 0.5; // = 50% = 1/2 for a 'fair' coin.
int flips = 10;
binomial flip(flips, success_fraction);

cout.precision(4);
```

Then some examples of using Binomial moments (and echoing the parameters).

```

cout << "From " << flips << " one can expect to get on average "
    << mean(flip) << " heads (or tails)." << endl;
cout << "Mode is " << mode(flip) << endl;
cout << "Standard deviation is " << standard_deviation(flip) << endl;
cout << "So about 2/3 will lie within 1 standard deviation and get between "
    << ceil(mean(flip) - standard_deviation(flip)) << " and "
    << floor(mean(flip) + standard_deviation(flip)) << " correct." << endl;
cout << "Skewness is " << skewness(flip) << endl;
// Skewness of binomial distributions is only zero (symmetrical)
// if success_fraction is exactly one half,
// for example, when flipping 'fair' coins.
cout << "Skewness if success_fraction is " << flip.success_fraction()
    << " is " << skewness(flip) << endl << endl; // Expect zero for a 'fair' coin.

```

Now we show a variety of predictions on the probability of heads:

```

cout << "For " << flip.trials() << " coin flips: " << endl;
cout << "Probability of getting no heads is " << pdf(flip, 0) << endl;
cout << "Probability of getting at least one head is " << 1. - pdf(flip, 0) << endl;

```

When we want to calculate the probability for a range or values we can sum the PDF's:

```

cout << "Probability of getting 0 or 1 heads is "
    << pdf(flip, 0) + pdf(flip, 1) << endl; // sum of exactly == probabilities

```

Or we can use the cdf.

```

cout << "Probability of getting 0 or 1 (<= 1) heads is " << cdf(flip, 1) << endl;
cout << "Probability of getting 9 or 10 heads is " << pdf(flip, 9) + pdf(flip, 10) << endl;

```

Note that using

```

cout << "Probability of getting 9 or 10 heads is " << 1. - cdf(flip, 8) << endl;

```

is less accurate than using the complement

```

cout << "Probability of getting 9 or 10 heads is " << cdf(complement(flip, 8)) << endl;

```

Since the subtraction may involve [cancellation error](#), where as `cdf(complement(flip, 8))` does not use such a subtraction internally, and so does not exhibit the problem.

To get the probability for a range of heads, we can either add the pdfs for each number of heads

```

cout << "Probability of between 4 and 6 heads (4 or 5 or 6) is "
    // P(X == 4) + P(X == 5) + P(X == 6)
    << pdf(flip, 4) + pdf(flip, 5) + pdf(flip, 6) << endl;

```

But this is probably less efficient than using the cdf

```

cout << "Probability of between 4 and 6 heads (4 or 5 or 6) is "
    // P(X <= 6) - P(X <= 3) == P(X < 4)
    << cdf(flip, 6) - cdf(flip, 3) << endl;

```

Certainly for a bigger range like, 3 to 7

```
cout << "Probability of between 3 and 7 heads (3, 4, 5, 6 or 7) is "
// P(X <= 7) - P(X <= 2) == P(X < 3)
<< cdf(flip, 7) - cdf(flip, 2) << endl;
cout << endl;
```

Finally, print two tables of probability for the *exactly* and *at least* a number of heads.

```
// Print a table of probability for the exactly a number of heads.
cout << "Probability of getting exactly (==) heads" << endl;
for (int successes = 0; successes <= flips; successes++)
{ // Say success means getting a head (or equally success means getting a tail).
double probability = pdf(flip, successes);
cout << left << setw(2) << successes << "      " << setw(10)
<< probability << " or 1 in " << 1. / probability
<< ", or " << probability * 100. << "%" << endl;
} // for i
cout << endl;

// Tabulate the probability of getting between zero heads and 0 upto 10 heads.
cout << "Probability of getting upto (<=) heads" << endl;
for (int successes = 0; successes <= flips; successes++)
{ // Say success means getting a head
// (equally success could mean getting a tail).
double probability = cdf(flip, successes); // P(X <= heads)
cout << setw(2) << successes << "      " << setw(10) << left
<< probability << " or 1 in " << 1. / probability << ", or "
<< probability * 100. << "%" << endl;
} // for i
```

The last (0 to 10 heads) must, of course, be 100% probability.

```
}
catch(const std::exception& e)
{
//
```

It is always essential to include try & catch blocks because default policies are to throw exceptions on arguments that are out of domain or cause errors like numeric-overflow.

Lacking try & catch blocks, the program will abort, whereas the message below from the thrown exception will give some helpful clues as to the cause of the problem.

```
std::cout <<
"\n" "Message from thrown exception was:\n    " << e.what() << std::endl;
}
```

See [binomial_coinflip_example.cpp](#) for full source code, the program output looks like this:

Using Binomial distribution to predict how many heads and tails.
 From 10 one can expect to get on average 5 heads (or tails).
 Mode is 5
 Standard deviation is 1.581
 So about 2/3 will lie within 1 standard deviation and get between 4 and 6 correct.
 Skewness is 0
 Skewness if success_fraction is 0.5 is 0

For 10 coin flips:
 Probability of getting no heads is 0.0009766
 Probability of getting at least one head is 0.999
 Probability of getting 0 or 1 heads is 0.01074
 Probability of getting 0 or 1 (≤ 1) heads is 0.01074
 Probability of getting 9 or 10 heads is 0.01074
 Probability of getting 9 or 10 heads is 0.01074
 Probability of getting 9 or 10 heads is 0.01074
 Probability of between 4 and 6 heads (4 or 5 or 6) is 0.6562
 Probability of between 4 and 6 heads (4 or 5 or 6) is 0.6563
 Probability of between 3 and 7 heads (3, 4, 5, 6 or 7) is 0.8906

Probability of getting exactly ($=$) heads

0	0.0009766	or 1 in 1024, or 0.09766%
1	0.009766	or 1 in 102.4, or 0.9766%
2	0.04395	or 1 in 22.76, or 4.395%
3	0.1172	or 1 in 8.533, or 11.72%
4	0.2051	or 1 in 4.876, or 20.51%
5	0.2461	or 1 in 4.063, or 24.61%
6	0.2051	or 1 in 4.876, or 20.51%
7	0.1172	or 1 in 8.533, or 11.72%
8	0.04395	or 1 in 22.76, or 4.395%
9	0.009766	or 1 in 102.4, or 0.9766%
10	0.0009766	or 1 in 1024, or 0.09766%

Probability of getting upto (\leq) heads

0	0.0009766	or 1 in 1024, or 0.09766%
1	0.01074	or 1 in 93.09, or 1.074%
2	0.05469	or 1 in 18.29, or 5.469%
3	0.1719	or 1 in 5.818, or 17.19%
4	0.377	or 1 in 2.653, or 37.7%
5	0.623	or 1 in 1.605, or 62.3%
6	0.8281	or 1 in 1.208, or 82.81%
7	0.9453	or 1 in 1.058, or 94.53%
8	0.9893	or 1 in 1.011, or 98.93%
9	0.999	or 1 in 1.001, or 99.9%
10	1	or 1 in 1, or 100%

Binomial Quiz Example

A multiple choice test has four possible answers to each of 16 questions. A student guesses the answer to each question, so the probability of getting a correct answer on any given question is one in four, a quarter, $1/4$, 25% or fraction 0.25. The conditions of the binomial experiment are assumed to be met: $n = 16$ questions constitute the trials; each question results in one of two possible outcomes (correct or incorrect); the probability of being correct is 0.25 and is constant if no knowledge about the subject is assumed; the questions are answered independently if the student's answer to a question in no way influences his/her answer to another question.

First, we need to be able to use the binomial distribution constructor (and some std input/output, of course).

```
#include <boost/math/distributions/binomial.hpp>
using boost::math::binomial;

#include <iostream>
using std::cout; using std::endl;
using std::ios; using std::flush; using std::left; using std::right; using std::fixed;
#include <iomanip>
using std::setw; using std::setprecision;
#include <exception>
using std::exception;
```

The number of correct answers, X , is distributed as a binomial random variable with binomial distribution parameters: questions n and success fraction probability p . So we construct a binomial distribution:

```
int questions = 16; // All the questions in the quiz.
int answers = 4; // Possible answers to each question.
double success_fraction = 1. / answers; // If a random guess,  $p = 1/4 = 0.25$ .
binomial quiz(questions, success_fraction);
```

and display the distribution parameters we used thus:

```
cout << "In a quiz with " << quiz.trials()
<< " questions and with a probability of guessing right of "
<< quiz.success_fraction() * 100 << " %"
<< " or 1 in " << static_cast<int>(1. / quiz.success_fraction()) << endl;
```

Show a few probabilities of just guessing:

```
cout << "Probability of getting none right is " << pdf(quiz, 0) << endl; // 0.010023
cout << "Probability of getting exactly one right is " << pdf(quiz, 1) << endl;
cout << "Probability of getting exactly two right is " << pdf(quiz, 2) << endl;
int pass_score = 11;
cout << "Probability of getting exactly " << pass_score << " answers right by chance is "
<< pdf(quiz, pass_score) << endl;
cout << "Probability of getting all " << questions << " answers right by chance is "
<< pdf(quiz, questions) << endl;
```

```
Probability of getting none right is 0.0100226
Probability of getting exactly one right is 0.0534538
Probability of getting exactly two right is 0.133635
Probability of getting exactly 11 right is 0.000247132
Probability of getting exactly all 16 answers right by chance is 2.32831e-010
```

These don't give any encouragement to guessers!

We can tabulate the 'getting exactly right' (==) probabilities thus:

```
cout << "\n" << "Guessed Probability" << endl;
for (int successes = 0; successes <= questions; successes++)
{
    double probability = pdf(quiz, successes);
    cout << setw(2) << successes << " " << probability << endl;
}
cout << endl;
```

Guessed	Probability
0	0.0100226
1	0.0534538
2	0.133635
3	0.207876
4	0.225199
5	0.180159
6	0.110097
7	0.0524273
8	0.0196602
9	0.00582526
10	0.00135923
11	0.000247132
12	3.43239e-005
13	3.5204e-006
14	2.51457e-007
15	1.11759e-008
16	2.32831e-010

Then we can add the probabilities of some 'exactly right' like this:

```
cout << "Probability of getting none or one right is " << pdf(quiz, 0) + pdf(quiz, 1) << endl;
```

```
Probability of getting none or one right is 0.0634764
```

But if more than a couple of scores are involved, it is more convenient (and may be more accurate) to use the Cumulative Distribution Function (cdf) instead:

```
cout << "Probability of getting none or one right is " << cdf(quiz, 1) << endl;
```

```
Probability of getting none or one right is 0.0634764
```

Since the cdf is inclusive, we can get the probability of getting up to 10 right (\leq)

```
cout << "Probability of getting <= 10 right (to fail) is " << cdf(quiz, 10) << endl;
```

```
Probability of getting <= 10 right (to fail) is 0.999715
```

To get the probability of getting 11 or more right (to pass), it is tempting to use

```
1 - cdf(quiz, 10)
```

to get the probability of > 10

```
cout << "Probability of getting > 10 right (to pass) is " << 1 - cdf(quiz, 10) << endl;
```

```
Probability of getting > 10 right (to pass) is 0.000285239
```

But this should be resisted in favor of using the [complements](#) function (see [why complements?](#)).

```
cout << "Probability of getting > 10 right (to pass) is " << cdf(complement(quiz, 10)) << endl;
```

```
Probability of getting > 10 right (to pass) is 0.000285239
```

And we can check that these two, ≤ 10 and > 10 , add up to unity.

```
BOOST_ASSERT((cdf(quiz, 10) + cdf(complement(quiz, 10))) == 1.);
```

If we want a $<$ rather than a \leq test, because the CDF is inclusive, we must subtract one from the score.

```
cout << "Probability of getting less than " << pass_score
<< " (< " << pass_score << ") answers right by guessing is "
<< cdf(quiz, pass_score -1) << endl;
```

```
Probability of getting less than 11 (< 11) answers right by guessing is 0.999715
```

and similarly to get a \geq rather than a $>$ test we also need to subtract one from the score (and can again check the sum is unity). This is because if the cdf is *inclusive*, then its complement must be *exclusive* otherwise there would be one possible outcome counted twice!

```
cout << "Probability of getting at least " << pass_score
<< "(>= " << pass_score << ") answers right by guessing is "
<< cdf(complement(quiz, pass_score-1))
<< ", only 1 in " << 1/cdf(complement(quiz, pass_score-1)) << endl;

BOOST_ASSERT((cdf(quiz, pass_score -1) + cdf(complement(quiz, pass_score-1))) == 1.);
```

```
Probability of getting at least 11 (>= 11) answers right by guessing is 0.000285239, only 1 in 3505.83
```

Finally we can tabulate some probabilities:

```
cout << "\n" << "At most (<=)" << "\n" << "Guessed OK   Probability" << right << endl;
for (int score = 0; score <= questions; score++)
{
    cout << setw(2) << score << "                " << setprecision(10)
    << cdf(quiz, score) << endl;
}
cout << endl;
```



```
At most (<=)
Guessed OK    Probability
0              0.01002259576
1              0.0634764398
2              0.1971110499
3              0.4049871101
4              0.6301861752
5              0.8103454274
6              0.9204427481
7              0.9728700437
8              0.9925302796
9              0.9983555346
10             0.9997147608
11             0.9999618928
12             0.9999962167
13             0.9999997371
14             0.9999999886
15             0.9999999998
16             1
```

```
cout << "\n" "At least (>)" "\n" "Guessed OK    Probability" << right << endl;
for (int score = 0; score <= questions; score++)
{
    cout << setw(2) << score << "          " << setprecision(10)
        << cdf(complement(quiz, score)) << endl;
}
```

```
At least (>)
Guessed OK    Probability
0              0.9899774042
1              0.9365235602
2              0.8028889501
3              0.5950128899
4              0.3698138248
5              0.1896545726
6              0.07955725188
7              0.02712995629
8              0.00746972044
9              0.001644465374
10             0.0002852391917
11             3.810715862e-005
12             3.783265129e-006
13             2.628657967e-007
14             1.140870154e-008
15             2.328306437e-010
16             0
```

We now consider the probabilities of **ranges** of correct guesses.

First, calculate the probability of getting a range of guesses right, by adding the exact probabilities of each from low ... high.

```
int low = 3; // Getting at least 3 right.
int high = 5; // Getting as most 5 right.
double sum = 0.;
for (int i = low; i <= high; i++)
{
    sum += pdf(quiz, i);
}
cout.precision(4);
cout << "Probability of getting between "
    << low << " and " << high << " answers right by guessing is "
    << sum << endl; // 0.61323
```

Probability of getting between 3 and 5 answers right by guessing is 0.6132

Or, usually better, we can use the difference of cdfs instead:

```
cout << "Probability of getting between " << low << " and " << high << " answers right by guess-
ing is "
    << cdf(quiz, high) - cdf(quiz, low - 1) << endl; // 0.61323
```

Probability of getting between 3 and 5 answers right by guessing is 0.6132

And we can also try a few more combinations of high and low choices:

```
low = 1; high = 6;
cout << "Probability of getting between " << low << " and " << high << " answers right by guess-
ing is "
    << cdf(quiz, high) - cdf(quiz, low - 1) << endl; // 1 and 6 P= 0.91042
low = 1; high = 8;
cout << "Probability of getting between " << low << " and " << high << " answers right by guess-
ing is "
    << cdf(quiz, high) - cdf(quiz, low - 1) << endl; // 1 <= x 8 P = 0.9825
low = 4; high = 4;
cout << "Probability of getting between " << low << " and " << high << " answers right by guess-
ing is "
    << cdf(quiz, high) - cdf(quiz, low - 1) << endl; // 4 <= x 4 P = 0.22520
```

Probability of getting between 1 and 6 answers right by guessing is 0.9104
 Probability of getting between 1 and 8 answers right by guessing is 0.9825
 Probability of getting between 4 and 4 answers right by guessing is 0.2252

Using Binomial distribution moments

Using moments of the distribution, we can say more about the spread of results from guessing.

```
cout << "By guessing, on average, one can expect to get " << mean(quiz) << " correct an-
swers." << endl;
cout << "Standard deviation is " << standard_deviation(quiz) << endl;
cout << "So about 2/3 will lie within 1 standard deviation and get between "
    << ceil(mean(quiz) - standard_deviation(quiz)) << " and "
    << floor(mean(quiz) + standard_deviation(quiz)) << " correct." << endl;
cout << "Mode (the most frequent) is " << mode(quiz) << endl;
cout << "Skewness is " << skewness(quiz) << endl;
```

By guessing, on average, one can expect to get 4 correct answers.
 Standard deviation is 1.732
 So about 2/3 will lie within 1 standard deviation and get between 3 and 5 correct.
 Mode (the most frequent) is 4
 Skewness is 0.2887

Quantiles

The quantiles (percentiles or percentage points) for a few probability levels:

```
cout << "Quantiles " << quantile(quiz, 0.25) << " to "
    << quantile(complement(quiz, 0.25)) << endl; // Quartiles
cout << "1 standard deviation " << quantile(quiz, 0.33) << " to "
    << quantile(quiz, 0.67) << endl; // 1 sd
cout << "Deciles " << quantile(quiz, 0.1) << " to "
    << quantile(complement(quiz, 0.1)) << endl; // Deciles
cout << "5 to 95% " << quantile(quiz, 0.05) << " to "
    << quantile(complement(quiz, 0.05)) << endl; // 5 to 95%
cout << "2.5 to 97.5% " << quantile(quiz, 0.025) << " to "
    << quantile(complement(quiz, 0.025)) << endl; // 2.5 to 97.5%
cout << "2 to 98% " << quantile(quiz, 0.02) << " to "
    << quantile(complement(quiz, 0.02)) << endl; // 2 to 98%

cout << "If guessing then percentiles 1 to 99% will get " << quantile(quiz, 0.01)
    << " to " << quantile(complement(quiz, 0.01)) << " right." << endl;
```

Notice that these output integral values because the default policy is `integer_round_outwards`.

```
Quantiles 2 to 5
1 standard deviation 2 to 5
Deciles 1 to 6
5 to 95% 0 to 7
2.5 to 97.5% 0 to 8
2 to 98% 0 to 8
```

Quantiles values are controlled by the [understanding discrete quantiles](#) quantile policy chosen. The default is `integer_round_outwards`, so the lower quantile is rounded down, and the upper quantile is rounded up.

But we might believe that the real values tell us a little more - see [discrete functions](#).

We could control the policy for **all** distributions by

```
#define BOOST_MATH_DISCRETE_QUANTILE_POLICY real

at the head of the program would make this policy apply
```

to this **one, and only**, translation unit.

Or we can now create a (typedef for) policy that has discrete quantiles real (here avoiding any 'using namespaces ...' statements):

```
using boost::math::policies::policy;
using boost::math::policies::discrete_quantile;
using boost::math::policies::real;
using boost::math::policies::integer_round_outwards; // Default.
typedef boost::math::policies::policy<discrete_quantile<real> > real_quantile_policy;
```

Add a custom binomial distribution called

```
real_quantile_binomial
```

that uses

```
real_quantile_policy
```

```
using boost::math::binomial_distribution;
typedef binomial_distribution<double, real_quantile_policy> real_quantile_binomial;
```

Construct an object of this custom distribution:

```
real_quantile_binomial quiz_real(questions, success_fraction);
```

And use this to show some quantiles - that now have real rather than integer values.

```
cout << "Quartiles " << quantile(quiz, 0.25) << " to "
    << quantile(complement(quiz_real, 0.25)) << endl; // Quartiles 2 to 4.6212
cout << "1 standard deviation " << quantile(quiz_real, 0.33) << " to "
    << quantile(quiz_real, 0.67) << endl; // 1 sd 2.6654 4.194
cout << "Deciles " << quantile(quiz_real, 0.1) << " to "
    << quantile(complement(quiz_real, 0.1)) << endl; // Deciles 1.3487 5.7583
cout << "5 to 95% " << quantile(quiz_real, 0.05) << " to "
    << quantile(complement(quiz_real, 0.05)) << endl; // 5 to 95% 0.83739 6.4559
cout << "2.5 to 97.5% " << quantile(quiz_real, 0.025) << " to "
    << quantile(complement(quiz_real, 0.025)) << endl; // 2.5 to 97.5% 0.42806 7.0688
cout << "2 to 98% " << quantile(quiz_real, 0.02) << " to "
    << quantile(complement(quiz_real, 0.02)) << endl; // 2 to 98% 0.31311 7.7880

cout << "If guessing, then percentiles 1 to 99% will get " << quantile(quiz_real, 0.01)
    << " to " << quantile(complement(quiz_real, 0.01)) << " right." << endl;
```

```
Real Quantiles
Quartiles 2 to 4.621
1 standard deviation 2.665 to 4.194
Deciles 1.349 to 5.758
5 to 95% 0.8374 to 6.456
2.5 to 97.5% 0.4281 to 7.069
2 to 98% 0.3131 to 7.252
If guessing then percentiles 1 to 99% will get 0 to 7.788 right.
```

See [binomial_quiz_example.cpp](#) for full source code and output.

Calculating Confidence Limits on the Frequency of Occurrence for a Binomial Distribution

Imagine you have a process that follows a binomial distribution: for each trial conducted, an event either occurs or does not, referred to as "successes" and "failures". If, by experiment, you want to measure the frequency with which successes occur, the best estimate is given simply by k / N , for k successes out of N trials. However our confidence in that estimate will be shaped by how many trials were conducted, and how many successes were observed. The static member functions `binomial_distribution<>::find_lower_bound_on_p` and `binomial_distribution<>::find_upper_bound_on_p` allow you to calculate the confidence intervals for your estimate of the occurrence frequency.

The sample program [binomial_confidence_limits.cpp](#) illustrates their use. It begins by defining a procedure that will print a table of confidence limits for various degrees of certainty:

```

#include <iostream>
#include <iomanip>
#include <boost/math/distributions/binomial.hpp>

void confidence_limits_on_frequency(unsigned trials, unsigned successes)
{
    //
    // trials = Total number of trials.
    // successes = Total number of observed successes.
    //
    // Calculate confidence limits for an observed
    // frequency of occurrence that follows a binomial
    // distribution.
    //
    using namespace std;
    using namespace boost::math;

    // Print out general info:
    cout <<
        "_____\n"
        "2-Sided Confidence Limits For Success Ratio\n"
        "_____\n\n";
    cout << setprecision(7);
    cout << setw(40) << left << "Number of Observations" << " = " << trials << "\n";
    cout << setw(40) << left << "Number of successes" << " = " << successes << "\n";
    cout << setw(40) << left << "Sample frequency of occurrence" << " = " << double(successes) / trials << "\n";
}

```

The procedure now defines a table of significance levels: these are the probabilities that the true occurrence frequency lies outside the calculated interval:

```
double alpha[] = { 0.5, 0.25, 0.1, 0.05, 0.01, 0.001, 0.0001, 0.00001 };
```

Some pretty printing of the table header follows:

```

cout << "\n\n"
    "_____\n"
    "Confidence      Lower CP      Upper CP      Lower JP      Upper JP\n"
    " Value (%)      Limit      Limit      Limit      Limit\n"
    "_____\n\n";

```

And now for the important part - the intervals themselves - for each value of α , we call `find_lower_bound_on_p` and `find_upper_bound_on_p` to obtain lower and upper bounds respectively. Note that since we are calculating a two-sided interval, we must divide the value of α in two.

Please note that calculating two separate *single sided bounds*, each with risk level α is not the same thing as calculating a two sided interval. Had we calculate two single-sided intervals each with a risk that the true value is outside the interval of α , then:

- The risk that it is less than the lower bound is α .

and

- The risk that it is greater than the upper bound is also α .

So the risk it is outside **upper or lower bound**, is **twice** α , and the probability that it is inside the bounds is therefore not nearly as high as one might have thought. This is why $\alpha/2$ must be used in the calculations below.

In contrast, had we been calculating a single-sided interval, for example: "Calculate a lower bound so that we are $P\%$ sure that the true occurrence frequency is greater than some value" then we would **not** have divided by two.

Finally note that `binomial_distribution` provides a choice of two methods for the calculation, we print out the results from both methods in this example:

```
for(unsigned i = 0; i < sizeof(alpha)/sizeof(alpha[0]); ++i)
{
    // Confidence value:
    cout << fixed << setprecision(3) << setw(10) << right << 100 * (1-alpha[i]);
    // Calculate Clopper Pearson bounds:
    double l = binomial_distribution<>::find_lower_bound_on_p(
        trials, successes, alpha[i]/2);
    double u = binomial_distribution<>::find_upper_bound_on_p(
        trials, successes, alpha[i]/2);
    // Print Clopper Pearson Limits:
    cout << fixed << setprecision(5) << setw(15) << right << l;
    cout << fixed << setprecision(5) << setw(15) << right << u;
    // Calculate Jeffreys Prior Bounds:
    l = binomial_distribution<>::find_lower_bound_on_p(
        trials, successes, alpha[i]/2,
        binomial_distribution<>::jeffreys_prior_interval);
    u = binomial_distribution<>::find_upper_bound_on_p(
        trials, successes, alpha[i]/2,
        binomial_distribution<>::jeffreys_prior_interval);
    // Print Jeffreys Prior Limits:
    cout << fixed << setprecision(5) << setw(15) << right << l;
    cout << fixed << setprecision(5) << setw(15) << right << u << std::endl;
}
cout << endl;
```

And that's all there is to it. Let's see some sample output for a 2 in 10 success ratio, first for 20 trials:

2-Sided Confidence Limits For Success Ratio

Number of Observations = 20
 Number of successes = 4
 Sample frequency of occurrence = 0.2

Confidence Value (%)	Lower CP Limit	Upper CP Limit	Lower JP Limit	Upper JP Limit
50.000	0.12840	0.29588	0.14974	0.26916
75.000	0.09775	0.34633	0.11653	0.31861
90.000	0.07135	0.40103	0.08734	0.37274
95.000	0.05733	0.43661	0.07152	0.40823
99.000	0.03576	0.50661	0.04655	0.47859
99.900	0.01905	0.58632	0.02634	0.55960
99.990	0.01042	0.64997	0.01530	0.62495
99.999	0.00577	0.70216	0.00901	0.67897

As you can see, even at the 95% confidence level the bounds are really quite wide (this example is chosen to be easily compared to the one in the [NIST/SEMATECH e-Handbook of Statistical Methods](http://www.nist.gov/srm/nist-sematech-handbook-of-statistical-methods), [here](#)). Note also that the Clopper-Pearson calculation method (CP above) produces quite noticeably more pessimistic estimates than the Jeffreys Prior method (JP above).

Compare that with the program output for 2000 trials:

2-Sided Confidence Limits For Success Ratio

Number of Observations = 2000
 Number of successes = 400
 Sample frequency of occurrence = 0.2000000

Confidence Value (%)	Lower CP Limit	Upper CP Limit	Lower JP Limit	Upper JP Limit
50.000	0.19382	0.20638	0.19406	0.20613
75.000	0.18965	0.21072	0.18990	0.21047
90.000	0.18537	0.21528	0.18561	0.21503
95.000	0.18267	0.21821	0.18291	0.21796
99.000	0.17745	0.22400	0.17769	0.22374
99.900	0.17150	0.23079	0.17173	0.23053
99.990	0.16658	0.23657	0.16681	0.23631
99.999	0.16233	0.24169	0.16256	0.24143

Now even when the confidence level is very high, the limits are really quite close to the experimentally calculated value of 0.2. Furthermore the difference between the two calculation methods is now really quite small.

Estimating Sample Sizes for a Binomial Distribution.

Imagine you have a critical component that you know will fail in 1 in N "uses" (for some suitable definition of "use"). You may want to schedule routine replacement of the component so that its chance of failure between routine replacements is less than P%. If the failures follow a binomial distribution (each time the component is "used" it either fails or does not) then the static member function `binomial_distribution::find_maximum_number_of_trials` can be used to estimate the maximum number of "uses" of that component for some acceptable risk level *alpha*.

The example program `binomial_sample_sizes.cpp` demonstrates its usage. It centres on a routine that prints out a table of maximum sample sizes for various probability thresholds:

```
void find_max_sample_size(
    double p,           // success ratio.
    unsigned successes) // Total number of observed successes permitted.
{
```

The routine then declares a table of probability thresholds: these are the maximum acceptable probability that *successes* or fewer events will be observed. In our example, *successes* will be always zero, since we want no component failures, but in other situations non-zero values may well make sense.

```
double alpha[] = { 0.5, 0.25, 0.1, 0.05, 0.01, 0.001, 0.0001, 0.00001 };
```

Much of the rest of the program is pretty-printing, the important part is in the calculation of maximum number of permitted trials for each value of *alpha*:

```

for(unsigned i = 0; i < sizeof(alpha)/sizeof(alpha[0]); ++i)
{
    // Confidence value:
    cout << fixed << setprecision(3) << setw(10) << right << 100 * (1-alpha[i]);
    // calculate trials:
    double t = binomial::find_maximum_number_of_trials(
        successes, p, alpha[i]);
    t = floor(t);
    // Print Trials:
    cout << fixed << setprecision(5) << setw(15) << right << t << endl;
}

```

Note that since we're calculating the maximum number of trials permitted, we'll err on the safe side and take the floor of the result. Had we been calculating the *minimum* number of trials required to observe a certain number of *successes* using `find_minimum_number_of_trials` we would have taken the ceiling instead.

We'll finish off by looking at some sample output, firstly for a 1 in 1000 chance of component failure with each use:

Maximum Number of Trials

Success ratio = 0.001
Maximum Number of "successes" permitted = 0

Confidence Value (%)	Max Number Of Trials
50.000	692
75.000	287
90.000	105
95.000	51
99.000	10
99.900	0
99.990	0
99.999	0

So 51 "uses" of the component would yield a 95% chance that no component failures would be observed.

Compare that with a 1 in 1 million chance of component failure:

Maximum Number of Trials

Success ratio = 0.0000010
Maximum Number of "successes" permitted = 0

Confidence Value (%)	Max Number Of Trials
50.000	693146
75.000	287681
90.000	105360
95.000	51293
99.000	10050
99.900	1000
99.990	100
99.999	10

In this case, even 1000 uses of the component would still yield a less than 1 in 1000 chance of observing a component failure (i.e. a 99.9% chance of no failure).

Geometric Distribution Examples

For this example, we will opt to #define two macros to control the error and discrete handling policies. For this simple example, we want to avoid throwing an exception (the default policy) and just return infinity. We want to treat the distribution as if it was continuous, so we choose a discrete_quantile policy of real, rather than the default policy integer_round_outwards.

```
#define BOOST_MATH_OVERFLOW_ERROR_POLICY ignore_error
#define BOOST_MATH_DISCRETE_QUANTILE_POLICY real
```



Caution

It is vital to #include distributions etc **after** the above #defines

After that we need some includes to provide easy access to the negative binomial distribution, and we need some std library iostream, of course.

```
#include <boost/math/distributions/geometric.hpp>
// for geometric_distribution
using ::boost::math::geometric_distribution; //
using ::boost::math::geometric; // typedef provides default type is double.
using ::boost::math::pdf; // Probability mass function.
using ::boost::math::cdf; // Cumulative density function.
using ::boost::math::quantile;

#include <boost/math/distributions/negative_binomial.hpp>
// for negative_binomial_distribution
using boost::math::negative_binomial; // typedef provides default type is double.

#include <boost/math/distributions/normal.hpp>
// for negative_binomial_distribution
using boost::math::normal; // typedef provides default type is double.

#include <iostream>
using std::cout; using std::endl;
using std::noshowpoint; using std::fixed; using std::right; using std::left;
#include <iomanip>
using std::setprecision; using std::setw;

#include <limits>
using std::numeric_limits;
```

It is always sensible to use try and catch blocks because defaults policies are to throw an exception if anything goes wrong.

Simple try'n'catch blocks (see below) will ensure that you get a helpful error message instead of an abrupt (and silent) program abort.

Throwing a dice

The Geometric distribution describes the probability (p) of a number of failures to get the first success in k Bernoulli trials. (A [Bernoulli trial](#) is one with only two possible outcomes, success or failure, and p is the probability of success).

Suppose an 'fair' 6-face dice is thrown repeatedly:

```
double success_fraction = 1./6; // success_fraction (p) = 0.1666
// (so failure_fraction is 1 - success_fraction = 5./6 = 1- 0.1666 = 0.8333)
```

If the dice is thrown repeatedly until the **first** time a *three* appears. The probability distribution of the number of times it is thrown **not** getting a *three* (*not-a-threes* number of failures to get a *three*) is a geometric distribution with the `success_fraction = 1/6 = 0.1666`.

We therefore start by constructing a geometric distribution with the one parameter `success_fraction`, the probability of success.

```
geometric g6(success_fraction); // type double by default.
```

To confirm, we can echo the `success_fraction` parameter of the distribution.

```
cout << "success fraction of a six-sided dice is " << g6.success_fraction() << endl;
```

So the probability of getting a three at the first throw (zero failures) is

```
cout << pdf(g6, 0) << endl; // 0.1667
cout << cdf(g6, 0) << endl; // 0.1667
```

Note that the cdf and pdf are identical because there is only one throw. If we want the probability of getting the first *three* on the 2nd throw:

```
cout << pdf(g6, 1) << endl; // 0.1389
```

If we want the probability of getting the first *three* on the 1st or 2nd throw (allowing one failure):

```
cout << "pdf(g6, 0) + pdf(g6, 1) = " << pdf(g6, 0) + pdf(g6, 1) << endl;
```

Or more conveniently, and more generally, we can use the Cumulative Distribution Function CDF.

```
cout << "cdf(g6, 1) = " << cdf(g6, 1) << endl; // 0.3056
```

If we allow many more (12) throws, the probability of getting our *three* gets very high:

```
cout << "cdf(g6, 12) = " << cdf(g6, 12) << endl; // 0.9065 or 90% probability.
```

If we want to be much more confident, say 99%, we can estimate the number of throws to be this sure using the inverse or quantile.

```
cout << "quantile(g6, 0.99) = " << quantile(g6, 0.99) << endl; // 24.26
```

Note that the value returned is not an integer: if you want an integer result you should use either floor, round or ceil functions, or use the policies mechanism.

See [understanding discrete quantiles](#).

The geometric distribution is related to the negative binomial `negative_binomial_distribution(RealType r, RealType p);` with parameter $r = 1$. So we could get the same result using the negative binomial, but using the geometric the results will be faster, and may be more accurate.

```
negative_binomial nb(1, success_fraction);
cout << pdf(nb, 1) << endl; // 0.1389
cout << cdf(nb, 1) << endl; // 0.3056
```

We could also the complement to express the required probability as $1 - 0.99 = 0.01$ (and get the same result):

```
cout << "quantile(complement(g6, 1 - p)) " << quantile(complement(g6, 0.01)) << endl; // 24.26
```

Note too that Boost.Math geometric distribution is implemented as a continuous function. Unlike other implementations (for example R) it **uses** the number of failures as a **real** parameter, not as an integer. If you want this integer behaviour, you may need to enforce this by rounding the parameter you pass, probably rounding down, to the nearest integer. For example, R returns the success fraction probability for all values of failures from 0 to 0.999999 thus:

```
R> formatC(pgeom(0.0001, 0.5, FALSE), digits=17) " 0.5"
```

So in Boost.Math the equivalent is

```

geometric g05(0.5); // Probability of success = 0.5 or 50%
// Output all potentially significant digits for the type, here double.

#ifdef BOOST_NO_CXX11_NUMERIC_LIMITS
    int max_digits10 = 2 + (boost::math::policies::digits<double, boost::math::policies::policy<> >() * 30103UL) / 100000UL;
    cout << "BOOST_NO_CXX11_NUMERIC_LIMITS is defined" << endl;
#else
    int max_digits10 = std::numeric_limits<double>::max_digits10;
#endif
    cout << "Show all potentially significant decimal digits std::numeric_limits<double>::max_digits10 = "
        << max_digits10 << endl;
    cout.precision(max_digits10); //

    cout << cdf(g05, 0.0001) << endl; // returns 0.5000346561579232, not exact 0.5.

```

To get the R discrete behaviour, you simply need to round with, for example, the `floor` function.

```

cout << cdf(g05, floor(0.0001)) << endl; // returns exactly 0.5

```

```

> formatC(pgeom(0.9999999,0.5, FALSE), digits=17) [1] "0.25"
> formatC(pgeom(1.999999,0.5, FALSE), digits=17)[1] "0.25" k = 1
> formatC(pgeom(1.999999,0.5, FALSE), digits=17)[1] "0.12500000000000003" k = 2

```

shows that R makes an arbitrary round-up decision at about $1e7$ from the next integer above. This may be convenient in practice, and could be replicated in C++ if desired.

Surveying customers to find one with a faulty product

A company knows from warranty claims that 2% of their products will be faulty, so the 'success_fraction' of finding a fault is 0.02. It wants to interview a purchaser of faulty products to assess their 'user experience'.

To estimate how many customers they will probably need to contact in order to find one who has suffered from the fault, we first construct a geometric distribution with probability 0.02, and then chose a confidence, say 80%, 95%, or 99% to finding a customer with a fault. Finally, we probably want to round up the result to the integer above using the `ceil` function. (We could also use a policy, but that is hardly worthwhile for this simple application.)

(This also assumes that each customer only buys one product: if customers bought more than one item, the probability of finding a customer with a fault obviously improves.)

```

cout.precision(5);
geometric g(0.02); // On average, 2 in 100 products are faulty.
double c = 0.95; // 95% confidence.
cout << " quantile(g, " << c << ") = " << quantile(g, c) << endl;

cout << "To be " << c * 100
    << "% confident of finding we customer with a fault, need to survey "
    << ceil(quantile(g, c)) << " customers." << endl; // 148
c = 0.99; // Very confident.
cout << "To be " << c * 100
    << "% confident of finding we customer with a fault, need to survey "
    << ceil(quantile(g, c)) << " customers." << endl; // 227
c = 0.80; // Only reasonably confident.
cout << "To be " << c * 100
    << "% confident of finding we customer with a fault, need to survey "
    << ceil(quantile(g, c)) << " customers." << endl; // 79

```

Basket Ball Shooters

According to Wikipedia, average pro basket ball players get [free throws](#) in the baskets 70 to 80 % of the time, but some get as high as 95%, and others as low as 50%. Suppose we want to compare the probabilities of failing to get a score only on the first or on the fifth shot? To start we will consider the average shooter, say 75%. So we construct a geometric distribution with success_fraction parameter $75/100 = 0.75$.

```
cout.precision(2);
geometric gav(0.75); // Shooter averages 7.5 out of 10 in the basket.
```

What is probability of getting 1st try in the basket, that is with no failures?

```
cout << "Probability of score on 1st try = " << pdf(gav, 0) << endl; // 0.75
```

This is, of course, the success_fraction probability 75%. What is the probability that the shooter only scores on the fifth shot? So there are $5-1 = 4$ failures before the first success.

```
cout << "Probability of score on 5th try = " << pdf(gav, 4) << endl; // 0.0029
```

Now compare this with the poor and the best players success fraction. We need to constructing new distributions with the different success fractions, and then get the corresponding probability density functions values:

```
geometric gbest(0.95);
cout << "Probability of score on 5th try = " << pdf(gbest, 4) << endl; // 5.9e-6
geometric gmediocre(0.50);
cout << "Probability of score on 5th try = " << pdf(gmediocre, 4) << endl; // 0.031
```

So we can see the very much smaller chance (0.000006) of 4 failures by the best shooters, compared to the 0.03 of the mediocre.

Estimating failures

Of course one man's failure is an other man's success. So a fault can be defined as a 'success'.

If a fault occurs once after 100 flights, then one might naively say that the risk of fault is obviously 1 in 100 = $1/100$, a probability of 0.01.

This is the best estimate we can make, but while it is the truth, it is not the whole truth, for it hides the big uncertainty when estimating from a single event. "One swallow doesn't make a summer." To show the magnitude of the uncertainty, the geometric (or the negative binomial) distribution can be used.

If we chose the popular 95% confidence in the limits, corresponding to an alpha of 0.05, because we are calculating a two-sided interval, we must divide alpha by two.

```
double alpha = 0.05;
double k = 100; // So frequency of occurrence is 1/100.
cout << "Probability is failure is " << 1/k << endl;
double t = geometric::find_lower_bound_on_p(k, alpha/2);
cout << "geometric::find_lower_bound_on_p(" << int(k) << ", " << alpha/2 << ") = "
    << t << endl; // 0.00025
t = geometric::find_upper_bound_on_p(k, alpha/2);
cout << "geometric::find_upper_bound_on_p(" << int(k) << ", " << alpha/2 << ") = "
    << t << endl; // 0.037
```

So while we estimate the probability is 0.01, it might lie between 0.0003 and 0.04. Even if we relax our confidence to $\alpha = 90\%$, the bounds only contract to 0.0005 and 0.03. And if we require a high confidence, they widen to 0.00005 to 0.05.

```

alpha = 0.1; // 90% confidence.
t = geometric::find_lower_bound_on_p(k, alpha/2);
cout << "geometric::find_lower_bound_on_p(" << int(k) << ", " << alpha/2 << ") = "
    << t << endl; // 0.0005
t = geometric::find_upper_bound_on_p(k, alpha/2);
cout << "geometric::find_upper_bound_on_p(" << int(k) << ", " << alpha/2 << ") = "
    << t << endl; // 0.03

alpha = 0.01; // 99% confidence.
t = geometric::find_lower_bound_on_p(k, alpha/2);
cout << "geometric::find_lower_bound_on_p(" << int(k) << ", " << alpha/2 << ") = "
    << t << endl; // 5e-005
t = geometric::find_upper_bound_on_p(k, alpha/2);
cout << "geometric::find_upper_bound_on_p(" << int(k) << ", " << alpha/2 << ") = "
    << t << endl; // 0.052

```

In real life, there will usually be more than one event (fault or success), when the negative binomial, which has the necessary extra parameter, will be needed.

As noted above, using a catch block is always a good idea, even if you hope not to use it!

```

}
catch(const std::exception& e)
{ // Since we have set an overflow policy of ignore_error,
  // an overflow exception should never be thrown.
  std::cout << "\nMessage from thrown exception was:\n " << e.what() << std::endl;
}

```

For example, without a ignore domain error policy, if we asked for

```
pdf(g, -1)
```

for example, we would get an unhelpful abort, but with a catch:

```

Message from thrown exception was:
Error in function boost::math::pdf(const exponential_distribution<double>&, double):
Number of failures argument is -1, but must be >= 0 !

```

See full source C++ of this example at [geometric_examples.cpp](#)

See [negative_binomial confidence interval example](#).

Negative Binomial Distribution Examples

(See also the reference documentation for the [Negative Binomial Distribution](#).)

Calculating Confidence Limits on the Frequency of Occurrence for the Negative Binomial Distribution

Imagine you have a process that follows a negative binomial distribution: for each trial conducted, an event either occurs or does not, referred to as "successes" and "failures". The frequency with which successes occur is variously referred to as the success fraction, success ratio, success percentage, occurrence frequency, or probability of occurrence.

If, by experiment, you want to measure the the best estimate of success fraction is given simply by k / N , for k successes out of N trials.

However our confidence in that estimate will be shaped by how many trials were conducted, and how many successes were observed. The static member functions `negative_binomial_distribution<>::find_lower_bound_on_p` and `negative_binomi-`

`al_distribution<>::find_upper_bound_on_p` allow you to calculate the confidence intervals for your estimate of the success fraction.

The sample program [neg_binom_confidence_limits.cpp](#) illustrates their use.

First we need some includes to access the negative binomial distribution (and some basic std output of course).

```
#include <boost/math/distributions/negative_binomial.hpp>
using boost::math::negative_binomial;

#include <iostream>
using std::cout; using std::endl;
#include <iomanip>
using std::setprecision;
using std::setw; using std::left; using std::fixed; using std::right;
```

First define a table of significance levels: these are the probabilities that the true occurrence frequency lies outside the calculated interval:

```
double alpha[] = { 0.5, 0.25, 0.1, 0.05, 0.01, 0.001, 0.0001, 0.00001 };
```

Confidence value as % is $(1 - \alpha) * 100$, so $\alpha 0.05 == 95\%$ confidence that the true occurrence frequency lies **inside** the calculated interval.

We need a function to calculate and print confidence limits for an observed frequency of occurrence that follows a negative binomial distribution.

```
void confidence_limits_on_frequency(unsigned trials, unsigned successes)
{
    // trials = Total number of trials.
    // successes = Total number of observed successes.
    // failures = trials - successes.
    // success_fraction = successes / trials.
    // Print out general info:
    cout <<
        "_____\n"
        "2-Sided Confidence Limits For Success Fraction\n"
        "_____\n\n";

    cout << setprecision(7);
    cout << setw(40) << left << "Number of trials" << " = " << trials << "\n";
    cout << setw(40) << left << "Number of successes" << " = " << successes << "\n";
    cout << setw(40) << left << "Number of failures" << " = " << trials - successes << "\n";
    cout << setw(40) << left << "Observed frequency of occurrence" << " = " << double(successes) / trials << "\n";

    // Print table header:
    cout << "\n\n"
        "_____\n"
        "Confidence      Lower      Upper\n"
        "Value (%)      Limit      Limit\n"
        "_____\n\n";
```

And now for the important part - the bounds themselves. For each value of *alpha*, we call `find_lower_bound_on_p` and `find_upper_bound_on_p` to obtain lower and upper bounds respectively. Note that since we are calculating a two-sided interval, we must divide the value of *alpha* in two. Had we been calculating a single-sided interval, for example: *"Calculate a lower bound so that we are P% sure that the true occurrence frequency is greater than some value"* then we would **not** have divided by two.

```
// Now print out the upper and lower limits for the alpha table values.
for(unsigned i = 0; i < sizeof(alpha)/sizeof(alpha[0]); ++i)
{
    // Confidence value:
    cout << fixed << setprecision(3) << setw(10) << right << 100 * (1-alpha[i]);
    // Calculate bounds:
    double lower = negative_binomial::find_lower_bound_on_p(trials, successes, alpha[i]/2);
    double upper = negative_binomial::find_upper_bound_on_p(trials, successes, alpha[i]/2);
    // Print limits:
    cout << fixed << setprecision(5) << setw(15) << right << lower;
    cout << fixed << setprecision(5) << setw(15) << right << upper << endl;
}
cout << endl;
} // void confidence_limits_on_frequency(unsigned trials, unsigned successes)
```

And then call `confidence_limits_on_frequency` with increasing numbers of trials, but always the same success fraction 0.1, or 1 in 10.

```
int main()
{
    confidence_limits_on_frequency(20, 2); // 20 trials, 2 successes, 2 in 20, = 1 in 10 = 0.1 success fraction.
    confidence_limits_on_frequency(200, 20); // More trials, but same 0.1 success fraction.
    confidence_limits_on_frequency(2000, 200); // Many more trials, but same 0.1 success fraction.

    return 0;
} // int main()
```

Let's see some sample output for a 1 in 10 success ratio, first for a mere 20 trials:

2-Sided Confidence Limits For Success Fraction	
Number of trials	= 20
Number of successes	= 2
Number of failures	= 18
Observed frequency of occurrence	= 0.1

Confidence Value (%)	Lower Limit	Upper Limit
50.000	0.04812	0.13554
75.000	0.03078	0.17727
90.000	0.01807	0.22637
95.000	0.01235	0.26028
99.000	0.00530	0.33111
99.900	0.00164	0.41802
99.990	0.00051	0.49202
99.999	0.00016	0.55574

As you can see, even at the 95% confidence level the bounds (0.012 to 0.26) are really very wide, and very asymmetric about the observed value 0.1.

Compare that with the program output for a mass 2000 trials:

2-Sided Confidence Limits For Success Fraction

Number of trials	=	2000
Number of successes	=	200
Number of failures	=	1800
Observed frequency of occurrence	=	0.1

Confidence Value (%)	Lower Limit	Upper Limit
50.000	0.09536	0.10445
75.000	0.09228	0.10776
90.000	0.08916	0.11125
95.000	0.08720	0.11352
99.000	0.08344	0.11802
99.900	0.07921	0.12336
99.990	0.07577	0.12795
99.999	0.07282	0.13206

Now even when the confidence level is very high, the limits (at 99.999%, 0.07 to 0.13) are really quite close and nearly symmetric to the observed value of 0.1.

Estimating Sample Sizes for the Negative Binomial.

Imagine you have an event (let's call it a "failure" - though we could equally well call it a success if we felt it was a 'good' event) that you know will occur in 1 in N trials. You may want to know how many trials you need to conduct to be P% sure of observing at least k such failures. If the failure events follow a negative binomial distribution (each trial either succeeds or fails) then the static member function `negative_binomial_distribution<>::find_minimum_number_of_trials` can be used to estimate the minimum number of trials required to be P% sure of observing the desired number of failures.

The example program [neg_binomial_sample_sizes.cpp](#) demonstrates its usage.

It centres around a routine that prints out a table of minimum sample sizes (number of trials) for various probability thresholds:

```
void find_number_of_trials(double failures, double p);
```

First define a table of significance levels: these are the maximum acceptable probability that *failure* or fewer events will be observed.

```
double alpha[] = { 0.5, 0.25, 0.1, 0.05, 0.01, 0.001, 0.0001, 0.00001 };
```

Confidence value as % is $(1 - \alpha) * 100$, so $\alpha 0.05 == 95\%$ confidence that the desired number of failures will be observed. The values range from a very low 0.5 or 50% confidence up to an extremely high confidence of 99.999.

Much of the rest of the program is pretty-printing, the important part is in the calculation of minimum number of trials required for each value of alpha using:

```
(int)ceil(negative_binomial::find_minimum_number_of_trials(failures, p, alpha[i]));
```

`find_minimum_number_of_trials` returns a double, so `ceil` rounds this up to ensure we have an integral minimum number of trials.

```

void find_number_of_trials(double failures, double p)
{
    // trials = number of trials
    // failures = number of failures before achieving required success(es).
    // p          = success fraction (0 <= p <= 1.).
    //
    // Calculate how many trials we need to ensure the
    // required number of failures DOES exceed "failures".

    cout << "\n" << "Target number of failures = " << (int)failures;
    cout << ", Success fraction = " << fixed << setprecision(1) << 100 * p << "%" << endl;
    // Print table header:
    cout << "
    _____\n"
    "Confidence      Min Number\n"
    " Value (%)      Of Trials \n"
    " _____\n";

    // Now print out the data for the alpha table values.
    for(unsigned i = 0; i < sizeof(alpha)/sizeof(alpha[0]); ++i)
    { // Confidence values %:
        cout << fixed << setprecision(3) << setw(10) << right << 100 * (1-alpha[i]) << "
        // find_minimum_number_of_trials
        << setw(6) << right
        << (int)ceil(negative_binomial::find_minimum_number_of_trials(failures, p, alpha[i]))
        << endl;
    }
    cout << endl;
} // void find_number_of_trials(double failures, double p)

```

finally we can produce some tables of minimum trials for the chosen confidence levels:

```

int main()
{
    find_number_of_trials(5, 0.5);
    find_number_of_trials(50, 0.5);
    find_number_of_trials(500, 0.5);
    find_number_of_trials(50, 0.1);
    find_number_of_trials(500, 0.1);
    find_number_of_trials(5, 0.9);

    return 0;
} // int main()

```



Note

Since we're calculating the *minimum* number of trials required, we'll err on the safe side and take the ceiling of the result. Had we been calculating the *maximum* number of trials permitted to observe less than a certain number of *failures* then we would have taken the floor instead. We would also have called `find_minimum_number_of_trials` like this:

```
floor(negative_binomial::find_minimum_number_of_trials(failures, p, alpha[i]))
```

which would give us the largest number of trials we could conduct and still be P% sure of observing *failures or less* failure events, when the probability of success is p .

We'll finish off by looking at some sample output, firstly suppose we wish to observe at least 5 "failures" with a 50/50 (0.5) chance of success or failure:

Target number of failures = 5, Success fraction = 50%

Confidence Value (%)	Min Number Of Trials
50.000	11
75.000	14
90.000	17
95.000	18
99.000	22
99.900	27
99.990	31
99.999	36

So 18 trials or more would yield a 95% chance that at least our 5 required failures would be observed.

Compare that to what happens if the success ratio is 90%:

Target number of failures = 5.000, Success fraction = 90.000%

Confidence Value (%)	Min Number Of Trials
50.000	57
75.000	73
90.000	91
95.000	103
99.000	127
99.900	159
99.990	189
99.999	217

So now 103 trials are required to observe at least 5 failures with 95% certainty.

Negative Binomial Sales Quota Example.

This example program [negative_binomial_example1.cpp](#) (full source code) demonstrates a simple use to find the probability of meeting a sales quota.

Based on [a problem by Dr. Diane Evans, Professor of Mathematics at Rose-Hulman Institute of Technology](#).

Pat is required to sell candy bars to raise money for the 6th grade field trip. There are thirty houses in the neighborhood, and Pat is not supposed to return home until five candy bars have been sold. So the child goes door to door, selling candy bars. At each house, there is a 0.4 probability (40%) of selling one candy bar and a 0.6 probability (60%) of selling nothing.

What is the probability mass (density) function (pdf) for selling the last (fifth) candy bar at the nth house?

The Negative Binomial(r, p) distribution describes the probability of k failures and r successes in $k+r$ Bernoulli(p) trials with success on the last trial. (A [Bernoulli trial](#) is one with only two possible outcomes, success or failure, and p is the probability of success). See also [Bernoulli distribution](#) and [Bernoulli applications](#).

In this example, we will deliberately produce a variety of calculations and outputs to demonstrate the ways that the negative binomial distribution can be implemented with this library: it is also deliberately over-commented.

First we need to `#define` macros to control the error and discrete handling policies. For this simple example, we want to avoid throwing an exception (the default policy) and just return infinity. We want to treat the distribution as if it was continuous, so we choose a `discrete_quantile` policy of real, rather than the default policy `integer_round_outwards`.

```
#define BOOST_MATH_OVERFLOW_ERROR_POLICY ignore_error
#define BOOST_MATH_DISCRETE_QUANTILE_POLICY real
```

After that we need some includes to provide easy access to the negative binomial distribution,



Caution

It is vital to `#include` distributions etc **after** the above `#defines`

and we need some std library iostream, of course.

```
#include <boost/math/distributions/negative_binomial.hpp>
// for negative_binomial_distribution
using boost::math::negative_binomial; // typedef provides default type is double.
using ::boost::math::pdf; // Probability mass function.
using ::boost::math::cdf; // Cumulative density function.
using ::boost::math::quantile;

#include <iostream>
using std::cout; using std::endl;
using std::noshowpoint; using std::fixed; using std::right; using std::left;
#include <iomanip>
using std::setprecision; using std::setw;

#include <limits>
using std::numeric_limits;
```

It is always sensible to use try and catch blocks because defaults policies are to throw an exception if anything goes wrong.

A simple catch block (see below) will ensure that you get a helpful error message instead of an abrupt program abort.

```
try
{
```

Selling five candy bars means getting five successes, so successes $r = 5$. The total number of trials (n , in this case, houses visited) this takes is therefore = successes + failures or $k + r = k + 5$.

```
double sales_quota = 5; // Pat's sales quota - successes (r).
```

At each house, there is a 0.4 probability (40%) of selling one candy bar and a 0.6 probability (60%) of selling nothing.

```
double success_fraction = 0.4; // success_fraction (p) - so failure_fraction is 0.6.
```

The Negative Binomial(r, p) distribution describes the probability of k failures and r successes in $k+r$ Bernoulli(p) trials with success on the last trial. (A **Bernoulli trial** is one with only two possible outcomes, success or failure, and p is the probability of success).

We therefore start by constructing a negative binomial distribution with parameters `sales_quota` (required successes) and probability of success.

```
negative_binomial nb(sales_quota, success_fraction); // type double by default.
```

To confirm, display the `success_fraction` & `successes` parameters of the distribution.

```
cout << "Pat has a sales per house success rate of " << success_fraction
    << ".\nTherefore he would, on average, sell " << nb.success_fraction() * 100
    << " bars after trying 100 houses." << endl;

int all_houses = 30; // The number of houses on the estate.

cout << "With a success rate of " << nb.success_fraction()
    << ", he might expect, on average,\n"
    "to need to visit about " << success_fraction * all_houses
    << " houses in order to sell all " << nb.successes() << " bars. " << endl;
```

Pat has a sales per house success rate of 0.4.
 Therefore he would, on average, sell 40 bars after trying 100 houses.
 With a success rate of 0.4, he might expect, on average,
 to need to visit about 12 houses in order to sell all 5 bars.

The random variable of interest is the number of houses that must be visited to sell five candy bars, so we substitute $k = n - 5$ into a `negative_binomial(5, 0.4)` and obtain the [Probability Density Function](#) of the distribution of houses visited. Obviously, the best possible case is that Pat makes sales on all the first five houses.

We calculate this using the pdf function:

```
cout << "Probability that Pat finishes on the " << sales_quota << "th house is "
    << pdf(nb, 5 - sales_quota) << endl; // == pdf(nb, 0)
```

Of course, he could not finish on fewer than 5 houses because he must sell 5 candy bars. So the 5th house is the first that he could possibly finish on.

To finish on or before the 8th house, Pat must finish at the 5th, 6th, 7th or 8th house. The probability that he will finish on **exactly** ($=$) on any house is the Probability Density Function (pdf).

```
cout << "Probability that Pat finishes on the 6th house is "
    << pdf(nb, 6 - sales_quota) << endl;
cout << "Probability that Pat finishes on the 7th house is "
    << pdf(nb, 7 - sales_quota) << endl;
cout << "Probability that Pat finishes on the 8th house is "
    << pdf(nb, 8 - sales_quota) << endl;
```

Probability that Pat finishes on the 6th house is 0.03072
 Probability that Pat finishes on the 7th house is 0.055296
 Probability that Pat finishes on the 8th house is 0.077414

The sum of the probabilities for these houses is the Cumulative Distribution Function (cdf). We can calculate it by adding the individual probabilities.

```
cout << "Probability that Pat finishes on or before the 8th house is sum "
    "\n" << "pdf(sales_quota) + pdf(6) + pdf(7) + pdf(8) = "
    // Sum each of the mass/density probabilities for houses sales_quota = 5, 6, 7, & 8.
    << pdf(nb, 5 - sales_quota) // 0 failures.
    + pdf(nb, 6 - sales_quota) // 1 failure.
    + pdf(nb, 7 - sales_quota) // 2 failures.
    + pdf(nb, 8 - sales_quota) // 3 failures.
    << endl;
```

```
pdf(sales_quota) + pdf(6) + pdf(7) + pdf(8) = 0.17367
```

Or, usually better, by using the negative binomial **cumulative** distribution function.

```
cout << "\nProbability of selling his quota of " << sales_quota
    << " bars\non or before the " << 8 << "th house is "
    << cdf(nb, 8 - sales_quota) << endl;
```

Probability of selling his quota of 5 bars on or before the 8th house is 0.17367

```
cout << "\nProbability that Pat finishes exactly on the 10th house is "
    << pdf(nb, 10 - sales_quota) << endl;
cout << "\nProbability of selling his quota of " << sales_quota
    << " bars\non or before the " << 10 << "th house is "
    << cdf(nb, 10 - sales_quota) << endl;
```

Probability that Pat finishes exactly on the 10th house is 0.10033
Probability of selling his quota of 5 bars on or before the 10th house is 0.3669

```
cout << "Probability that Pat finishes exactly on the 11th house is "
    << pdf(nb, 11 - sales_quota) << endl;
cout << "\nProbability of selling his quota of " << sales_quota
    << " bars\non or before the " << 11 << "th house is "
    << cdf(nb, 11 - sales_quota) << endl;
```

Probability that Pat finishes on the 11th house is 0.10033
Probability of selling his quota of 5 candy bars
on or before the 11th house is 0.46723

```
cout << "Probability that Pat finishes exactly on the 12th house is "
    << pdf(nb, 12 - sales_quota) << endl;

cout << "\nProbability of selling his quota of " << sales_quota
    << " bars\non or before the " << 12 << "th house is "
    << cdf(nb, 12 - sales_quota) << endl;
```

Probability that Pat finishes on the 12th house is 0.094596
Probability of selling his quota of 5 candy bars
on or before the 12th house is 0.56182

Finally consider the risk of Pat not selling his quota of 5 bars even after visiting all the houses. Calculate the probability that he *will* sell on or before the last house: Calculate the probability that he would sell all his quota on the very last house.

```
cout << "Probability that Pat finishes on the " << all_houses
    << " house is " << pdf(nb, all_houses - sales_quota) << endl;
```

Probability of selling his quota of 5 bars on the 30th house is

Probability that Pat finishes on the 30 house is 0.00069145

when he'd be very unlucky indeed!

What is the probability that Pat exhausts all 30 houses in the neighborhood, and **still** doesn't sell the required 5 candy bars?

```
cout << "\nProbability of selling his quota of " << sales_quota
<< " bars\non or before the " << all_houses << "th house is "
<< cdf(nb, all_houses - sales_quota) << endl;
```

Probability of selling his quota of 5 bars
on or before the 30th house is 0.99849

/*So the risk of failing even after visiting all the houses is 1 - this probability, 1 - cdf(nb, all_houses - sales_quota) But using this expression may cause serious inaccuracy, so it would be much better to use the complement of the cdf: So the risk of failing even at, or after, the 31th (non-existent) houses is 1 - this probability, 1 - cdf(nb, all_houses - sales_quota)` But using this expression may cause serious inaccuracy. So it would be much better to use the complement of the cdf (see [why complements?](#)).

```
cout << "\nProbability of failing to sell his quota of " << sales_quota
<< " bars\neven after visiting all " << all_houses << " houses is "
<< cdf(complement(nb, all_houses - sales_quota)) << endl;
```

Probability of failing to sell his quota of 5 bars
even after visiting all 30 houses is 0.0015101

We can also use the quantile (percentile), the inverse of the cdf, to predict which house Pat will finish on. So for the 8th house:

```
double p = cdf(nb, (8 - sales_quota));
cout << "Probability of meeting sales quota on or before 8th house is "<< p << endl;
```

Probability of meeting sales quota on or before 8th house is 0.174

```
cout << "If the confidence of meeting sales quota is " << p
<< " , then the finishing house is " << quantile(nb, p) + sales_quota << endl;

cout<< " quantile(nb, p) = " << quantile(nb, p) << endl;
```

If the confidence of meeting sales quota is 0.17367, then the finishing house is 8

Demanding absolute certainty that all 5 will be sold, implies an infinite number of trials. (Of course, there are only 30 houses on the estate, so he can't ever be **certain** of selling his quota).

```
cout << "If the confidence of meeting sales quota is " << 1.
<< " , then the finishing house is " << quantile(nb, 1) + sales_quota << endl;
// 1.#INF == infinity.
```

If the confidence of meeting sales quota is 1, then the finishing house is 1.#INF

And similarly for a few other probabilities:

```
cout << "If the confidence of meeting sales quota is " << 0.
    << ", then the finishing house is " << quantile(nb, 0.) + sales_quota << endl;

cout << "If the confidence of meeting sales quota is " << 0.5
    << ", then the finishing house is " << quantile(nb, 0.5) + sales_quota << endl;

cout << "If the confidence of meeting sales quota is " << 1 - 0.00151 // 30 th
    << ", then the finishing house is " << quantile(nb, 1 - 0.00151) + sales_quota << endl;
```

```
If the confidence of meeting sales quota is 0, then the finishing house is 5
If the confidence of meeting sales quota is 0.5, then the finishing house is 11.337
If the confidence of meeting sales quota is 0.99849, then the finishing house is 30
```

Notice that because we chose a discrete quantile policy of real, the result can be an 'unreal' fractional house.

If the opposite is true, we don't want to assume any confidence, then this is tantamount to assuming that all the first sales_quota trials will be successful sales.

```
cout << "If confidence of meeting quota is zero\n(we assume all houses are successful sales)"
    ", then finishing house is " << sales_quota << endl;
```

```
If confidence of meeting quota is zero (we assume all houses are successful sales), then finishing
house is 5
If confidence of meeting quota is 0, then finishing house is 5
```

We can list quantiles for a few probabilities:

```
double ps[] = {0., 0.001, 0.01, 0.05, 0.1, 0.5, 0.9, 0.95, 0.99, 0.999, 1.};
// Confidence as fraction = 1-alpha, as percent = 100 * (1-alpha[i]) %
cout.precision(3);
for (int i = 0; i < sizeof(ps)/sizeof(ps[0]); i++)
{
    cout << "If confidence of meeting quota is " << ps[i]
        << ", then finishing house is " << quantile(nb, ps[i]) + sales_quota
        << endl;
}
```

```
If confidence of meeting quota is 0, then finishing house is 5
If confidence of meeting quota is 0.001, then finishing house is 5
If confidence of meeting quota is 0.01, then finishing house is 5
If confidence of meeting quota is 0.05, then finishing house is 6.2
If confidence of meeting quota is 0.1, then finishing house is 7.06
If confidence of meeting quota is 0.5, then finishing house is 11.3
If confidence of meeting quota is 0.9, then finishing house is 17.8
If confidence of meeting quota is 0.95, then finishing house is 20.1
If confidence of meeting quota is 0.99, then finishing house is 24.8
If confidence of meeting quota is 0.999, then finishing house is 31.1
If confidence of meeting quota is 1, then finishing house is 1.#INF
```

We could have applied a ceil function to obtain a 'worst case' integer value for house.

```
ceil(quantile(nb, ps[i]))
```

Or, if we had used the default discrete quantile policy, integer_outside, by omitting

```
#define BOOST_MATH_DISCRETE_QUANTILE_POLICY real
```


we would have achieved the same effect.

The real result gives some suggestion which house is most likely. For example, compare the real and integer_outside for 95% confidence.

```
If confidence of meeting quota is 0.95, then finishing house is 20.1
If confidence of meeting quota is 0.95, then finishing house is 21
```

The real value 20.1 is much closer to 20 than 21, so integer_outside is pessimistic. We could also use integer_round_nearest policy to suggest that 20 is more likely.

Finally, we can tabulate the probability for the last sale being exactly on each house.

```
cout << "\nHouse for " << sales_quota << "th (last) sale.  Probability (%)" << endl;
cout.precision(5);
for (int i = (int)sales_quota; i < all_houses+1; i++)
{
    cout << left << setw(3) << i << "
" << setw(8) << cdf(nb, i - sales_quota) << endl;
}
cout << endl;
```

House for 5 th (last) sale.	Probability (%)
5	0.01024
6	0.04096
7	0.096256
8	0.17367
9	0.26657
10	0.3669
11	0.46723
12	0.56182
13	0.64696
14	0.72074
15	0.78272
16	0.83343
17	0.874
18	0.90583
19	0.93039
20	0.94905
21	0.96304
22	0.97342
23	0.98103
24	0.98655
25	0.99053
26	0.99337
27	0.99539
28	0.99681
29	0.9978
30	0.99849

As noted above, using a catch block is always a good idea, even if you do not expect to use it.

```
}
catch(const std::exception& e)
{ // Since we have set an overflow policy of ignore_error,
  // an overflow exception should never be thrown.
  std::cout << "\nMessage from thrown exception was:\n " << e.what() << std::endl;
```

For example, without a ignore domain error policy, if we asked for

```
pdf(nb, -1)
```

for example, we would get:

```
Message from thrown exception was:
Error in function boost::math::pdf(const negative_binomial_distribution<double>&, double):
Number of failures argument is -1, but must be >= 0 !
```

Negative Binomial Table Printing Example.

Example program showing output of a table of values of cdf and pdf for various k failures.

```
// Print a table of values that can be used to plot
// using Excel, or some other superior graphical display tool.

cout.precision(17); // Use max_digits10 precision, the maximum available for a reference table.
cout << showpoint << endl; // include trailing zeros.
// This is a maximum possible precision for the type (here double) to suit a reference table.
int maxk = static_cast<int>(2. * mynbdist.successes() / mynbdist.success_fraction());
// This maxk shows most of the range of interest, probability about 0.0001 to 0.999.
cout << "\n" << k << pdf << cdf << "\n" << endl;
for (int k = 0; k < maxk; k++)
{
    cout << right << setprecision(17) << showpoint
        << right << setw(3) << k << ", "
        << left << setw(25) << pdf(mynbdist, static_cast<double>(k))
        << left << setw(25) << cdf(mynbdist, static_cast<double>(k))
        << endl;
}
cout << endl;
```

k	pdf	cdf
0	1.5258789062500000e-005	1.5258789062500003e-005
1	9.1552734375000000e-005	0.00010681152343750000
2	0.00030899047851562522	0.00041580200195312500
3	0.00077247619628906272	0.0011882781982421875
4	0.0015932321548461918	0.0027815103530883789
5	0.0028678178787231476	0.0056493282318115234
6	0.0046602040529251142	0.010309532284736633
7	0.0069903060793876605	0.017299838364124298
8	0.0098301179241389001	0.027129956288263202
9	0.013106823898851871	0.040236780187115073
10	0.016711200471036140	0.056947980658151209
11	0.020509200578089786	0.077457181236241013
12	0.024354675686481652	0.10181185692272265
13	0.028101548869017230	0.12991340579173993
14	0.031614242477644432	0.16152764826938440
15	0.034775666725408917	0.19630331499479325
16	0.037492515688331451	0.23379583068312471
17	0.039697957787645101	0.27349378847076977
18	0.041352039362130305	0.31484582783290005
19	0.042440250924291580	0.35728607875719176
20	0.042970754060845245	0.40025683281803687
21	0.042970754060845225	0.44322758687888220
22	0.042482450037426581	0.48571003691630876
23	0.041558918514873783	0.52726895543118257
24	0.040260202311284021	0.56752915774246648
25	0.038649794218832620	0.60617895196129912
26	0.036791631035234917	0.64297058299653398
27	0.034747651533277427	0.67771823452981139
28	0.032575923312447595	0.71029415784225891
29	0.030329307911589130	0.74062346575384819
30	0.028054609818219924	0.76867807557206813
31	0.025792141284492545	0.79447021685656061
32	0.023575629142856460	0.81804584599941710
33	0.021432390129869489	0.83947823612928651
34	0.019383705779220189	0.85886194190850684
35	0.017445335201298231	0.87630727710980494
36	0.015628112784496322	0.89193538989430121
37	0.013938587078064250	0.90587397697236549
38	0.012379666154859701	0.91825364312722524
39	0.010951243136991251	0.92920488626421649
40	0.0096507830144735539	0.93885566927869002
41	0.0084738582566109364	0.94732952753530097
42	0.0074146259745345548	0.95474415350983555
43	0.0064662435824429246	0.96121039709227851
44	0.0056212231142827853	0.96683162020656122
45	0.0048717266990450708	0.97170334690560634
46	0.0042098073105878630	0.97591315421619418
47	0.0036275999165703964	0.97954075413276465
48	0.0031174686783026818	0.98265822281106729
49	0.0026721160099737302	0.98533033882104104
50	0.0022846591885275322	0.98761499800956853
51	0.0019486798960970148	0.98956367790566557
52	0.0016582516423517923	0.99122192954801736
53	0.0014079495076571762	0.99262987905567457
54	0.0011928461106539983	0.99382272516632852
55	0.0010084971662802015	0.99483122233260868
56	0.00085091948404891532	0.99568214181665760
57	0.00071656377604119542	0.99639870559269883

58,	0.00060228420831048650	0.99700098980100937
59,	0.00050530624256557675	0.99750629604357488
60,	0.00042319397814867202	0.99792949002172360
61,	0.00035381791615708398	0.99828330793788067
62,	0.00029532382517950324	0.99857863176306016
63,	0.00024610318764958566	0.99882473495070978

Normal Distribution Examples

(See also the reference documentation for the [Normal Distribution](#).)

Some Miscellaneous Examples of the Normal (Gaussian) Distribution

The sample program `normal_misc_examples.cpp` illustrates their use.

Traditional Tables

First we need some includes to access the normal distribution (and some std output of course).

```
#include <boost/math/distributions/normal.hpp> // for normal_distribution
using boost::math::normal; // typedef provides default type is double.

#include <iostream>
using std::cout; using std::endl; using std::left; using std::showpoint; using std::noshowpoint;
#include <iomanip>
using std::setw; using std::setprecision;
#include <limits>
using std::numeric_limits;

int main()
{
    cout << "Example: Normal distribution, Miscellaneous Applications.";

    try
    {
        { // Traditional tables and values.
```

Let's start by printing some traditional tables.

```
double step = 1.; // in z
double range = 4; // min and max z = -range to +range.
int precision = 17; // traditional tables are only computed to much lower precision.
// but std::numeric_limits<double>::max_digits10; on new Standard Libraries gives
// 17, the maximum number of digits that can possibly be significant.
// std::numeric_limits<double>::digits10; == 15 is number of guaranteed digits,
// the other two digits being 'noisy'.

// Construct a standard normal distribution s
normal s; // (default mean = zero, and standard deviation = unity)
cout << "Standard normal distribution, mean = "<< s.mean()
    << ", standard deviation = " << s.standard_deviation() << endl;
```

First the probability distribution function (pdf).

```
cout << "Probability distribution function values" << endl;
cout << "  z  " "      pdf " << endl;
cout.precision(5);
for (double z = -range; z < range + step; z += step)
{
    cout << left << setprecision(3) << setw(6) << z << "  "
        << setprecision(precision) << setw(12) << pdf(s, z) << endl;
}
cout.precision(6); // default
```

And the area under the normal curve from $-\infty$ up to z , the cumulative distribution function (cdf).

```
// For a standard normal distribution
cout << "Standard normal mean = " << s.mean()
    << ", standard deviation = " << s.standard_deviation() << endl;
cout << "Integral (area under the curve) from - infinity up to z " << endl;
cout << "  z  " "      cdf " << endl;
for (double z = -range; z < range + step; z += step)
{
    cout << left << setprecision(3) << setw(6) << z << "  "
        << setprecision(precision) << setw(12) << cdf(s, z) << endl;
}
cout.precision(6); // default
```

And all this you can do with a nanoscopic amount of work compared to the team of **human computers** toiling with Milton Abramovitz and Irene Stegen at the US National Bureau of Standards (now [NIST](#)). Starting in 1938, their "Handbook of Mathematical Functions with Formulas, Graphs and Mathematical Tables", was eventually published in 1964, and has been reprinted numerous times since. (A major replacement is planned at [Digital Library of Mathematical Functions](#)).

Pretty-printing a traditional 2-dimensional table is left as an exercise for the student, but why bother now that the Math Toolkit lets you write

```
double z = 2.;
cout << "Area for z = " << z << " is " << cdf(s, z) << endl; // to get the area for z.
```

Correspondingly, we can obtain the traditional 'critical' values for significance levels. For the 95% confidence level, the significance level usually called alpha, is $0.05 = 1 - 0.95$ (for a one-sided test), so we can write

```
cout << "95% of area has a z below " << quantile(s, 0.95) << endl;
// 95% of area has a z below 1.64485
```

and a two-sided test (a comparison between two levels, rather than a one-sided test)

```
cout << "95% of area has a z between " << quantile(s, 0.975)
    << " and " << -quantile(s, 0.975) << endl;
// 95% of area has a z between 1.95996 and -1.95996
```

First, define a table of significance levels: these are the probabilities that the true occurrence frequency lies outside the calculated interval.

It is convenient to have an alpha level for the probability that z lies outside just one standard deviation. This will not be some nice neat number like 0.05, but we can easily calculate it,

```
double alpha1 = cdf(s, -1) * 2; // 0.3173105078629142
cout << setprecision(17) << "Significance level for z == 1 is " << alpha1 << endl;
```

and place in our array of favorite alpha values.

```
double alpha[] = {0.3173105078629142, // z for 1 standard deviation.
0.20, 0.1, 0.05, 0.01, 0.001, 0.0001, 0.00001 };
```

Confidence value as % is $(1 - \alpha) * 100$ (so $\alpha 0.05 == 95\%$ confidence) that the true occurrence frequency lies **inside** the calculated interval.

```
cout << "level of significance (alpha)" << setprecision(4) << endl;
cout << "2-sided      1-sided      z(alpha) " << endl;
for (int i = 0; i < sizeof(alpha)/sizeof(alpha[0]); ++i)
{
    cout << setw(15) << alpha[i] << setw(15) << alpha[i] / 2 << setw(10) << quantile(complement(s, ↓
alpha[i]/2)) << endl;
    // Use quantile(complement(s, alpha[i]/2)) to avoid potential loss of accuracy from quantile(s, ↓
1 - alpha[i]/2)
}
cout << endl;
```

Notice the distinction between one-sided (also called one-tailed) where we are using a **> or <** test (and not both) and considering the area of the tail (integral) from z up to $+\infty$, and a two-sided test where we are using two **> and <** tests, and thus considering two tails, from $-\infty$ up to z low and z high up to $+\infty$.

So the 2-sided values $\alpha[i]$ are calculated using $\alpha[i]/2$.

If we consider a simple example of $\alpha = 0.05$, then for a two-sided test, the lower tail area from $-\infty$ up to -1.96 is 0.025 ($\alpha/2$) and the upper tail area from $+z$ up to $+1.96$ is also 0.025 ($\alpha/2$), and the area between -1.96 up to 1.96 is $\alpha = 0.95$. and the sum of the two tails is $0.025 + 0.025 = 0.05$,

Standard deviations either side of the Mean

Armed with the cumulative distribution function, we can easily calculate the easy to remember proportion of values that lie within 1, 2 and 3 standard deviations from the mean.

```
cout.precision(3);
cout << showpoint << "cdf(s, s.standard_deviation()) = "
<< cdf(s, s.standard_deviation()) << endl; // from -infinity to 1 sd
cout << "cdf(complement(s, s.standard_deviation())) = "
<< cdf(complement(s, s.standard_deviation())) << endl;
cout << "Fraction 1 standard deviation within either side of mean is "
<< 1 - cdf(complement(s, s.standard_deviation())) * 2 << endl;
cout << "Fraction 2 standard deviations within either side of mean is "
<< 1 - cdf(complement(s, 2 * s.standard_deviation())) * 2 << endl;
cout << "Fraction 3 standard deviations within either side of mean is "
<< 1 - cdf(complement(s, 3 * s.standard_deviation())) * 2 << endl;
```

To a useful precision, the 1, 2 & 3 percentages are 68, 95 and 99.7, and these are worth memorising as useful 'rules of thumb', as, for example, in [standard deviation](#):

```
Fraction 1 standard deviation within either side of mean is 0.683
Fraction 2 standard deviations within either side of mean is 0.954
Fraction 3 standard deviations within either side of mean is 0.997
```

We could of course get some really accurate values for these [confidence intervals](#) by using `cout.precision(15);`

```
Fraction 1 standard deviation within either side of mean is 0.682689492137086
Fraction 2 standard deviations within either side of mean is 0.954499736103642
Fraction 3 standard deviations within either side of mean is 0.997300203936740
```

But before you get too excited about this impressive precision, don't forget that the **confidence intervals of the standard deviation** are surprisingly wide, especially if you have estimated the standard deviation from only a few measurements.

Some simple examples

Life of light bulbs

Examples from K. Krishnamoorthy, Handbook of Statistical Distributions with Applications, ISBN 1 58488 635 8, page 125... implemented using the Math Toolkit library.

A few very simple examples are shown here:

```
// K. Krishnamoorthy, Handbook of Statistical Distributions with Applications,
// ISBN 1 58488 635 8, page 125, example 10.3.5
```

Mean lifespan of 100 W bulbs is 1100 h with standard deviation of 100 h. Assuming, perhaps with little evidence and much faith, that the distribution is normal, we construct a normal distribution called *bulbs* with these values:

```
double mean_life = 1100.;
double life_standard_deviation = 100.;
normal bulbs(mean_life, life_standard_deviation);
double expected_life = 1000.;
```

The we can use the Cumulative distribution function to predict fractions (or percentages, if * 100) that will last various lifetimes.

```
cout << "Fraction of bulbs that will last at best (<=) " // P(X <= 1000)
      << expected_life << " is " << cdf(bulbs, expected_life) << endl;
cout << "Fraction of bulbs that will last at least (>) " // P(X > 1000)
      << expected_life << " is " << cdf(complement(bulbs, expected_life)) << endl;
double min_life = 900;
double max_life = 1200;
cout << "Fraction of bulbs that will last between "
      << min_life << " and " << max_life << " is "
      << cdf(bulbs, max_life) // P(X <= 1200)
      << - cdf(bulbs, min_life) << endl; // P(X <= 900)
```



Note

Real-life failures are often very ab-normal, with a significant number that 'dead-on-arrival' or suffer failure very early in their life: the lifetime of the survivors of 'early mortality' may be well described by the normal distribution.

How many onions?

Weekly demand for 5 lb sacks of onions at a store is normally distributed with mean 140 sacks and standard deviation 10.

```
double mean = 140.; // sacks per week.
double standard_deviation = 10;
normal sacks(mean, standard_deviation);

double stock = 160.; // per week.
cout << "Percentage of weeks overstocked "
      << cdf(sacks, stock) * 100. << endl; // P(X <=160)
// Percentage of weeks overstocked 97.7
```

So there will be lots of mouldy onions! So we should be able to say what stock level will meet demand 95% of the weeks.

```
double stock_95 = quantile(sacks, 0.95);
cout << "Store should stock " << int(stock_95) << " sacks to meet 95% of demands." << endl;
```

And it is easy to estimate how to meet 80% of demand, and waste even less.

```
double stock_80 = quantile(sacks, 0.80);
cout << "Store should stock " << int(stock_80) << " sacks to meet 8 out of 10 demands." << endl;
```

Packing beef

A machine is set to pack 3 kg of ground beef per pack. Over a long period of time it is found that the average packed was 3 kg with a standard deviation of 0.1 kg. Assuming the packing is normally distributed, we can find the fraction (or %) of packages that weigh more than 3.1 kg.

```
double mean = 3.; // kg
double standard_deviation = 0.1; // kg
normal packs(mean, standard_deviation);

double max_weight = 3.1; // kg
cout << "Percentage of packs > " << max_weight << " is "
<< cdf(complement(packs, max_weight)) << endl; // P(X > 3.1)

double under_weight = 2.9;
cout << "fraction of packs <= " << under_weight << " with a mean of " << mean
<< " is " << cdf(complement(packs, under_weight)) << endl;
// fraction of packs <= 2.9 with a mean of 3 is 0.841345
// This is 0.84 - more than the target 0.95
// Want 95% to be over this weight, so what should we set the mean weight to be?
// KK StatCalc says:
double over_mean = 3.0664;
normal xpacks(over_mean, standard_deviation);
cout << "fraction of packs >= " << under_weight
<< " with a mean of " << xpacks.mean()
<< " is " << cdf(complement(xpacks, under_weight)) << endl;
// fraction of packs >= 2.9 with a mean of 3.06449 is 0.950005
double under_fraction = 0.05; // so 95% are above the minimum weight mean - sd = 2.9
double low_limit = standard_deviation;
double offset = mean - low_limit - quantile(packs, under_fraction);
double nominal_mean = mean + offset;

normal nominal_packs(nominal_mean, standard_deviation);
cout << "Setting the packer to " << nominal_mean << " will mean that "
<< "fraction of packs >= " << under_weight
<< " is " << cdf(complement(nominal_packs, under_weight)) << endl;
```

Setting the packer to 3.06449 will mean that fraction of packs ≥ 2.9 is 0.95.

Setting the packer to 3.13263 will mean that fraction of packs ≥ 2.9 is 0.99, but will more than double the mean loss from 0.0644 to 0.133.

Alternatively, we could invest in a better (more precise) packer with a lower standard deviation.

To estimate how much better (how much smaller standard deviation) it would have to be, we need to get the 5% quantile to be located at the under_weight limit, 2.9

```
double p = 0.05; // wanted p th quantile.
cout << "Quantile of " << p << " = " << quantile(packs, p)
<< ", mean = " << packs.mean() << ", sd = " << packs.standard_deviation() << endl; //
```


Quantile of 0.05 = 2.83551, mean = 3, sd = 0.1

With the current packer (mean = 3, sd = 0.1), the 5% quantile is at 2.8551 kg, a little below our target of 2.9 kg. So we know that the standard deviation is going to have to be smaller.

Let's start by guessing that it (now 0.1) needs to be halved, to a standard deviation of 0.05

```
normal pack05(mean, 0.05);
cout << "Quantile of " << p << " = " << quantile(pack05, p)
    << ", mean = " << pack05.mean() << ", sd = " << pack05.standard_deviation() << endl;

cout << "Fraction of packs >= " << under_weight << " with a mean of " << mean
    << " and standard deviation of " << pack05.standard_deviation()
    << " is " << cdf(complement(pack05, under_weight)) << endl;
//
```

Fraction of packs ≥ 2.9 with a mean of 3 and standard deviation of 0.05 is 0.9772

So 0.05 was quite a good guess, but we are a little over the 2.9 target, so the standard deviation could be a tiny bit more. So we could do some more guessing to get closer, say by increasing to 0.06

```
normal pack06(mean, 0.06);
cout << "Quantile of " << p << " = " << quantile(pack06, p)
    << ", mean = " << pack06.mean() << ", sd = " << pack06.standard_deviation() << endl;

cout << "Fraction of packs >= " << under_weight << " with a mean of " << mean
    << " and standard deviation of " << pack06.standard_deviation()
    << " is " << cdf(complement(pack06, under_weight)) << endl;
```

Fraction of packs ≥ 2.9 with a mean of 3 and standard deviation of 0.06 is 0.9522

Now we are getting really close, but to do the job properly, we could use root finding method, for example the tools provided, and used elsewhere, in the Math Toolkit, see [root-finding without derivatives](#).

But in this normal distribution case, we could be even smarter and make a direct calculation.

```
normal s; // For standard normal distribution,
double sd = 0.1;
double x = 2.9; // Our required limit.
// then probability p = N((x - mean) / sd)
// So if we want to find the standard deviation that would be required to meet this limit,
// so that the p th quantile is located at x,
// in this case the 0.95 (95%) quantile at 2.9 kg pack weight, when the mean is 3 kg.

double prob = pdf(s, (x - mean) / sd);
double qp = quantile(s, 0.95);
cout << "prob = " << prob << ", quantile(p) " << qp << endl; // p = 0.241971, quantile(p) 1.64485
// Rearranging, we can directly calculate the required standard deviation:
double sd95 = abs((x - mean)) / qp;

cout << "If we want the " << p << " th quantile to be located at "
    << x << ", would need a standard deviation of " << sd95 << endl;

normal pack95(mean, sd95); // Distribution of the 'ideal better' packer.
cout << "Fraction of packs >= " << under_weight << " with a mean of " << mean
    << " and standard deviation of " << pack95.standard_deviation()
    << " is " << cdf(complement(pack95, under_weight)) << endl;

// Fraction of packs >= 2.9 with a mean of 3 and standard deviation of 0.0608 is 0.95
```

Notice that these two deceptively simple questions (do we over-fill or measure better) are actually very common. The weight of beef might be replaced by a measurement of more or less anything. But the calculations rely on the accuracy of the standard deviation - something that is almost always less good than we might wish, especially if based on a few measurements.

Length of bolts

A bolt is usable if between 3.9 and 4.1 long. From a large batch of bolts, a sample of 50 show a mean length of 3.95 with standard deviation 0.1. Assuming a normal distribution, what proportion is usable? The true sample mean is unknown, but we can use the sample mean and standard deviation to find approximate solutions.

```
normal bolts(3.95, 0.1);
double top = 4.1;
double bottom = 3.9;

cout << "Fraction long enough [ P(X <= " << top << " ) ] is " << cdf(bolts, top) << endl;
cout << "Fraction too short [ P(X <= " << bottom << " ) ] is " << cdf(bolts, bottom) << endl;
cout << "Fraction OK -between " << bottom << " and " << top
<< "[ P(X <= " << top << " ) - P(X <= " << bottom << " ) ] is "
<< cdf(bolts, top) - cdf(bolts, bottom) << endl;

cout << "Fraction too long [ P(X > " << top << " ) ] is "
<< cdf(complement(bolts, top)) << endl;

cout << "95% of bolts are shorter than " << quantile(bolts, 0.95) << endl;
```

Inverse Chi-Squared Distribution Bayes Example

The scaled-inversed-chi-squared distribution is the conjugate prior distribution for the variance (σ^2) parameter of a normal distribution with known expectation (μ). As such it has widespread application in Bayesian statistics:

In [Bayesian inference](#), the strength of belief into certain parameter values is itself described through a distribution. Parameters hence become themselves modelled and interpreted as random variables.

In this worked example, we perform such a Bayesian analysis by using the scaled-inverse-chi-squared distribution as prior and posterior distribution for the variance parameter of a normal distribution.

For more general information on Bayesian type of analyses, see:

- Andrew Gelman, John B. Carlin, Hal E. Stern, Donald B. Rubin, Bayesian Data Analysis, 2003, ISBN 978-1439840955.
- Jim Albert, Bayesian Computation with R, Springer, 2009, ISBN 978-0387922973.

(As the scaled-inversed-chi-squared is another parameterization of the inverse-gamma distribution, this example could also have used the inverse-gamma distribution).

Consider precision machines which produce balls for a high-quality ball bearing. Ideally each ball should have a diameter of precisely 3000 μm (3 mm). Assume that machines generally produce balls of that size on average (mean), but individual balls can vary slightly in either direction following (approximately) a normal distribution. Depending on various production conditions (e.g. raw material used for balls, workplace temperature and humidity, maintenance frequency and quality) some machines produce balls tighter distributed around the target of 3000 μm , while others produce balls with a wider distribution. Therefore the variance parameter of the normal distribution of the ball sizes varies from machine to machine. An extensive survey by the precision machinery manufacturer, however, has shown that most machines operate with a variance between 15 and 50, and near 25 μm^2 on average.

Using this information, we want to model the variance of the machines. The variance is strictly positive, and therefore we look for a statistical distribution with support in the positive domain of the real numbers. Given the expectation of the normal distribution of the balls is known (3000 μm), for reasons of conjugacy, it is customary practice in Bayesian statistics to model the variance to be scaled-inverse-chi-squared distributed.

In a first step, we will try to use the survey information to model the general knowledge about the variance parameter of machines measured by the manufacturer. This will provide us with a generic prior distribution that is applicable if nothing more specific is known about a particular machine.

In a second step, we will then combine the prior-distribution information in a Bayesian analysis with data on a specific single machine to derive a posterior distribution for that machine.

Step one: Using the survey information.

Using the survey results, we try to find the parameter set of a scaled-inverse-chi-squared distribution so that the properties of this distribution match the results. Using the mathematical properties of the scaled-inverse-chi-squared distribution as guideline, we see that both the mean and mode of the scaled-inverse-chi-squared distribution are approximately given by the scale parameter (s) of the distribution. As the survey machines operated at a variance of $25 \mu\text{m}^2$ on average, we hence set the scale parameter (s_{prior}) of our prior distribution equal to this value. Using some trial-and-error and calls to the global quantile function, we also find that a value of 20 for the degrees-of-freedom (v_{prior}) parameter is adequate so that most of the prior distribution mass is located between 15 and 50 (see figure below).

We first construct our prior distribution using these values, and then list out a few quantiles:

```
double priorDF = 20.0;
double priorScale = 25.0;

inverse_chi_squared prior(priorDF, priorScale);
// Using an inverse_gamma distribution instead, we could equivalently write
// inverse_gamma prior(priorDF / 2.0, priorScale * priorDF / 2.0);

cout << "Prior distribution:" << endl << endl;
cout << " 2.5% quantile: " << quantile(prior, 0.025) << endl;
cout << " 50% quantile: " << quantile(prior, 0.5) << endl;
cout << " 97.5% quantile: " << quantile(prior, 0.975) << endl << endl;
```

This produces this output:

```
Prior distribution:

2.5% quantile: 14.6
50% quantile: 25.9
97.5% quantile: 52.1
```

Based on this distribution, we can now calculate the probability of having a machine working with an unusual work precision (variance) at ≤ 15 or > 50 . For this task, we use calls to the `boost::math::` functions `cdf` and `complement`, respectively, and find a probability of about 0.031 (3.1%) for each case.

```
cout << " probability variance <= 15: " << boost::math::cdf(prior, 15.0) << endl;
cout << " probability variance <= 25: " << boost::math::cdf(prior, 25.0) << endl;
cout << " probability variance > 50: "
    << boost::math::cdf(boost::math::complement(prior, 50.0))
    << endl << endl;
```

This produces this output:

```
probability variance <= 15: 0.031
probability variance <= 25: 0.458
probability variance > 50: 0.0318
```

Therefore, only 3.1% of all precision machines produce balls with a variance of 15 or less (particularly precise machines), but also only 3.2% of all machines produce balls with a variance of as high as 50 or more (particularly imprecise machines). Moreover, slightly more than one-half ($1 - 0.458 = 54.2\%$) of the machines work at a variance greater than 25.

Notice here the distinction between a [Bayesian](#) analysis and a [frequentist](#) analysis: because we model the variance as random variable itself, we can calculate and straightforwardly interpret probabilities for given parameter values directly, while such an approach is not possible (and interpretationally a strict *must-not*) in the frequentist world.

Step 2: Investigate a single machine

In the second step, we investigate a single machine, which is suspected to suffer from a major fault as the produced balls show fairly high size variability. Based on the prior distribution of generic machinery performance (derived above) and data on balls produced by the suspect machine, we calculate the posterior distribution for that machine and use its properties for guidance regarding continued machine operation or suspension.

It can be shown that if the prior distribution was chosen to be scaled-inverse-chi-square distributed, then the posterior distribution is also scaled-inverse-chi-squared-distributed (prior and posterior distributions are hence conjugate). For more details regarding conjugacy and formula to derive the parameters set for the posterior distribution see [Conjugate prior](#).

Given the prior distribution parameters and sample data (of size n), the posterior distribution parameters are given by the two expressions:

$$v_{\text{posterior}} = v_{\text{prior}} + n$$

which gives the posteriorDF below, and

$$s_{\text{posterior}} = (v_{\text{prior}} s_{\text{prior}} + \sum_{i=1}^n (x_i - \mu)^2) / (v_{\text{prior}} + n)$$

which after some rearrangement gives the formula for the posteriorScale below.

Machine-specific data consist of 100 balls which were accurately measured and show the expected mean of 3000 μm and a sample variance of 55 (calculated for a sample mean defined to be 3000 exactly). From these data, the prior parameterization, and noting that the term $\sum_{i=1}^n (x_i - \mu)^2$ equals the sample variance multiplied by $n - 1$, it follows that the posterior distribution of the variance parameter is scaled-inverse-chi-squared distribution with degrees-of-freedom ($v_{\text{posterior}}$) = 120 and scale ($s_{\text{posterior}}$) = 49.54.

```
int ballsSampleSize = 100;
cout << "balls sample size: " << ballsSampleSize << endl;
double ballsSampleVariance = 55.0;
cout << "balls sample variance: " << ballsSampleVariance << endl;

double posteriorDF = priorDF + ballsSampleSize;
cout << "prior degrees-of-freedom: " << priorDF << endl;
cout << "posterior degrees-of-freedom: " << posteriorDF << endl;

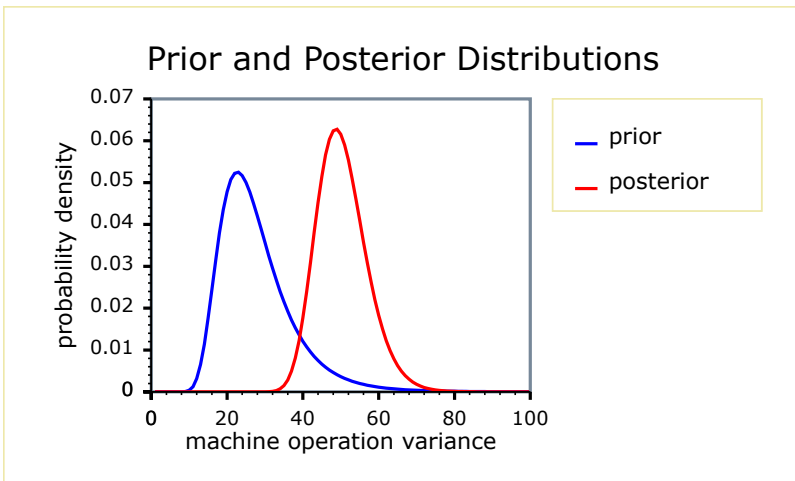
double posteriorScale =
    (priorDF * priorScale + (ballsSampleVariance * (ballsSampleSize - 1))) / posteriorDF;
cout << "prior scale: " << priorScale << endl;
cout << "posterior scale: " << posteriorScale << endl;
```

An interesting feature here is that one needs only to know a summary statistics of the sample to parameterize the posterior distribution: the 100 individual ball measurements are irrelevant, just knowledge of the sample variance and number of measurements is sufficient.

That produces this output:

```
balls sample size: 100
balls sample variance: 55
prior degrees-of-freedom: 20
posterior degrees-of-freedom: 120
prior scale: 25
posterior scale: 49.5
```

To compare the generic machinery performance with our suspect machine, we calculate again the same quantiles and probabilities as above, and find a distribution clearly shifted to greater values (see figure).



```
inverse_chi_squared posterior(posteriorDF, posteriorScale);

cout << "Posterior distribution:" << endl << endl;
cout << " 2.5% quantile: " << boost::math::quantile(posterior, 0.025) << endl;
cout << " 50% quantile: " << boost::math::quantile(posterior, 0.5) << endl;
cout << " 97.5% quantile: " << boost::math::quantile(posterior, 0.975) << endl << endl;

cout << " probability variance <= 15: " << boost::math::cdf(posterior, 15.0) << endl;
cout << " probability variance <= 25: " << boost::math::cdf(posterior, 25.0) << endl;
cout << " probability variance > 50: "
    << boost::math::cdf(boost::math::complement(posterior, 50.0)) << endl;
```

This produces this output:

```
Posterior distribution:

2.5% quantile: 39.1
50% quantile: 49.8
97.5% quantile: 64.9

probability variance <= 15: 2.97e-031
probability variance <= 25: 8.85e-010
probability variance > 50: 0.489
```

Indeed, the probability that the machine works at a low variance (≤ 15) is almost zero, and even the probability of working at average or better performance is negligibly small (less than one-millionth of a permille). On the other hand, with an almost near-half probability (49%), the machine operates in the extreme high variance range of > 50 characteristic for poorly performing machines.

Based on this information the operation of the machine is taken out of use and serviced.

In summary, the Bayesian analysis allowed us to make exact probabilistic statements about a parameter of interest, and hence provided us results with straightforward interpretation.

A full sample output is:

Inverse_chi_squared_distribution Bayes example:

Prior distribution:

2.5% quantile: 14.6
50% quantile: 25.9
97.5% quantile: 52.1

probability variance <= 15: 0.031
probability variance <= 25: 0.458
probability variance > 50: 0.0318

balls sample size: 100
balls sample variance: 55
prior degrees-of-freedom: 20
posterior degrees-of-freedom: 120
prior scale: 25
posterior scale: 49.5
Posterior distribution:

2.5% quantile: 39.1
50% quantile: 49.8
97.5% quantile: 64.9

probability variance <= 15: 2.97e-031
probability variance <= 25: 8.85e-010
probability variance > 50: 0.489

(See also the reference documentation for the [Inverse chi squared Distribution](#).)

See the full source C++ of this example at [../example/inverse_chi_squared_bayes_eg.cpp](#)

Non Central Chi Squared Example

(See also the reference documentation for the [Noncentral Chi Squared Distribution](#).)

Tables of the power function of the χ^2 test.

This example computes a table of the power of the χ^2 test at the 5% significance level, for various degrees of freedom and non-centrality parameters. The table is deliberately the same as Table 6 from "The Non-Central χ^2 and F-Distributions and their applications.", P. B. Patnaik, Biometrika, Vol. 36, No. 1/2 (June 1949), 202-232.

First we need some includes to access the non-central chi squared distribution (and some basic std output of course).

```
#include <boost/math/distributions/non_central_chi_squared.hpp>
using boost::math::chi_squared;
using boost::math::non_central_chi_squared;

#include <iostream>
using std::cout; using std::endl;
using std::setprecision;

int main()
{
```

Create a table of the power of the χ^2 test at 5% significance level, start with a table header:

```
cout << "[table\n[[[nu]]]";
for(int lam = 2; lam <= 20; lam += 2)
{
    cout << "[[lambda]=" << lam << " ]";
}
cout << "]\n";
```

(Note: the enclosing [] brackets are to format as a table in Boost.Quickbook).

Enumerate the rows and columns and print the power of the test for each table cell:

```
for(int n = 2; n <= 20; ++n)
{
    cout << "[[" << n << " ]";
    for(int lam = 2; lam <= 20; lam += 2)
    {
```

Calculate the χ^2 statistic for a 5% significance:

```
double cs = quantile(complement(chi_squared(n), 0.05));
```

The power of the test is given by the complement of the CDF of the non-central χ^2 distribution:

```
double beta = cdf(complement(non_central_chi_squared(n, lam), cs));
```

Then output the cell value:

```
        cout << "[" << setprecision(3) << beta << " ]";
    }
    cout << "]" << endl;
}
cout << "]" << endl;
}
```

The output from this program is a table in Boost.Quickbook format as shown below.

We can interpret this as follows - for example if $v=10$ and $\lambda=10$ then the power of the test is 0.542 - so we have only a 54% chance of correctly detecting that our null hypothesis is false, and a 46% chance of incurring a type II error (failing to reject the null hypothesis when it is in fact false):

v	$\lambda=2$	$\lambda=4$	$\lambda=6$	$\lambda=8$	$\lambda=10$	$\lambda=12$	$\lambda=14$	$\lambda=16$	$\lambda=18$	$\lambda=20$
2	0.226	0.415	0.584	0.718	0.815	0.883	0.928	0.957	0.974	0.985
3	0.192	0.359	0.518	0.654	0.761	0.84	0.896	0.934	0.959	0.975
4	0.171	0.32	0.47	0.605	0.716	0.802	0.866	0.912	0.943	0.964
5	0.157	0.292	0.433	0.564	0.677	0.769	0.839	0.89	0.927	0.952
6	0.146	0.27	0.403	0.531	0.644	0.738	0.813	0.869	0.911	0.94
7	0.138	0.252	0.378	0.502	0.614	0.71	0.788	0.849	0.895	0.928
8	0.131	0.238	0.357	0.477	0.588	0.685	0.765	0.829	0.879	0.915
9	0.125	0.225	0.339	0.454	0.564	0.661	0.744	0.811	0.863	0.903
10	0.121	0.215	0.323	0.435	0.542	0.64	0.723	0.793	0.848	0.891
11	0.117	0.206	0.309	0.417	0.523	0.62	0.704	0.775	0.833	0.878
12	0.113	0.198	0.297	0.402	0.505	0.601	0.686	0.759	0.818	0.866
13	0.11	0.191	0.286	0.387	0.488	0.584	0.669	0.743	0.804	0.854
14	0.108	0.185	0.276	0.374	0.473	0.567	0.653	0.728	0.791	0.842
15	0.105	0.179	0.267	0.362	0.459	0.552	0.638	0.713	0.777	0.83
16	0.103	0.174	0.259	0.351	0.446	0.538	0.623	0.699	0.764	0.819
17	0.101	0.169	0.251	0.341	0.434	0.525	0.609	0.686	0.752	0.807
18	0.0992	0.165	0.244	0.332	0.423	0.512	0.596	0.673	0.74	0.796
19	0.0976	0.161	0.238	0.323	0.412	0.5	0.584	0.66	0.728	0.786
20	0.0961	0.158	0.232	0.315	0.402	0.489	0.572	0.648	0.716	0.775

See [nc_chi_sq_example.cpp](#) for the full C++ source code.

Error Handling Example

See [error handling documentation](#) for a detailed explanation of the mechanism of handling errors, including the common "bad" arguments to distributions and functions, and how to use [Policies](#) to control it.

But, by default, **exceptions will be raised**, for domain errors, pole errors, numeric overflow, and internal evaluation errors. To avoid the exceptions from getting thrown and instead get an appropriate value returned, usually a NaN (domain errors pole errors or internal errors), or infinity (from overflow), you need to change the policy.

The following example demonstrates the effect of setting the macro `BOOST_MATH_DOMAIN_ERROR_POLICY` when an invalid argument is encountered. For the purposes of this example, we'll pass a negative degrees of freedom parameter to the student's t distribution.

Since we know that this is a single file program we could just add:


```
#define BOOST_MATH_DOMAIN_ERROR_POLICY ignore_error
```

to the top of the source file to change the default policy to one that simply returns a NaN when a domain error occurs. Alternatively we could use:

```
#define BOOST_MATH_DOMAIN_ERROR_POLICY errno_on_error
```

To ensure the `::errno` is set when a domain error occurs as well as returning a NaN.

This is safe provided the program consists of a single translation unit *and* we place the define *before* any `#includes`. Note that should we add the define after the includes then it will have no effect! A warning such as:

```
warning C4005: 'BOOST_MATH_OVERFLOW_ERROR_POLICY' : macro redefinition
```

is a certain sign that it will *not* have the desired effect.

We'll begin our sample program with the needed includes:

```
#define BOOST_MATH_DOMAIN_ERROR_POLICY ignore_error

// Boost
#include <boost/math/distributions/students_t.hpp>
using boost::math::students_t; // Probability of students_t(df, t).

// std
#include <iostream>
using std::cout;
using std::endl;

#include <stdexcept>
using std::exception;

#include <cstdint>
// using ::errno
```

Next we'll define the program's `main()` to call the student's t distribution with an invalid degrees of freedom parameter, the program is set up to handle either an exception or a NaN:

```

int main()
{
    cout << "Example error handling using Student's t function. " << endl;
    cout << "BOOST_MATH_DOMAIN_ERROR_POLICY is set to: "
        << BOOST_STRINGIZE(BOOST_MATH_DOMAIN_ERROR_POLICY) << endl;

    double degrees_of_freedom = -1; // A bad argument!
    double t = 10;

    try
    {
        errno = 0; // Clear/reset.
        students_t dist(degrees_of_freedom); // exception is thrown here if enabled.
        double p = cdf(dist, t);
        // Test for error reported by other means:
        if((boost::math::isnan)(p))
        {
            cout << "cdf returned a NaN!" << endl;
            if (errno != 0)
            { // So errno has been set.
                cout << "errno is set to: " << errno << endl;
            }
        }
        else
            cout << "Probability of Student's t is " << p << endl;
    }
    catch(const std::exception& e)
    {
        std::cout <<
            "\n" "Message from thrown exception was:\n" << e.what() << std::endl;
    }
    return 0;
} // int main()

```

Here's what the program output looks like with a default build (one that **does throw exceptions**):

```

Example error handling using Student's t function.
BOOST_MATH_DOMAIN_ERROR_POLICY is set to: throw_on_error

Message from thrown exception was:
Error in function boost::math::students_t_distribution<double>::students_t_distribution:
Degrees of freedom argument is -1, but must be > 0 !

```

Alternatively let's build with:

```
#define BOOST_MATH_DOMAIN_ERROR_POLICY ignore_error
```

Now the program output is:

```

Example error handling using Student's t function.
BOOST_MATH_DOMAIN_ERROR_POLICY is set to: ignore_error
cdf returned a NaN!

```

And finally let's build with:

```
#define BOOST_MATH_DOMAIN_ERROR_POLICY errno_on_error
```

Which gives the output show errno:

```
Example error handling using Student's t function.
BOOST_MATH_DOMAIN_ERROR_POLICY is set to: errno_on_error
cdf returned a NaN!
errno is set to: 33
```



Caution

If throwing of exceptions is enabled (the default) but you do **not** have try & catch block, then the program will terminate with an uncaught exception and probably abort.

Therefore to get the benefit of helpful error messages, enabling **all exceptions and using try & catch** is recommended for most applications.

However, for simplicity, this is not done for most examples.

Find Location and Scale Examples

Find Location (Mean) Example

First we need some includes to access the normal distribution, the algorithms to find location (and some std output of course).

```
#include <boost/math/distributions/normal.hpp> // for normal_distribution
using boost::math::normal; // typedef provides default type is double.
#include <boost/math/distributions/cauchy.hpp> // for cauchy_distribution
using boost::math::cauchy; // typedef provides default type is double.
#include <boost/math/distributions/find_location.hpp>
using boost::math::find_location; // for mean
#include <boost/math/distributions/find_scale.hpp>
using boost::math::find_scale; // for standard deviation
using boost::math::complement; // Needed if you want to use the complement version.
using boost::math::policies::policy;

#include <iostream>
using std::cout; using std::endl;
#include <iomanip>
using std::setw; using std::setprecision;
#include <limits>
using std::numeric_limits;
```

For this example, we will use the standard normal distribution, with mean (location) zero and standard deviation (scale) unity. This is also the default for this implementation.

```
normal N01; // Default 'standard' normal distribution with zero mean and
double sd = 1.; // normal default standard deviation is 1.
```

Suppose we want to find a different normal distribution whose mean is shifted so that only fraction p (here 0.001 or 0.1%) are below a certain chosen limit (here -2, two standard deviations).

```
double z = -2.; // z to give prob p
double p = 0.001; // only 0.1% below z

cout << "Normal distribution with mean = " << N01.location()
      << ", standard deviation " << N01.scale()
      << ", has " << "fraction <= " << z
      << ", p = " << cdf(N01, z) << endl;
cout << "Normal distribution with mean = " << N01.location()
      << ", standard deviation " << N01.scale()
      << ", has " << "fraction > " << z
      << ", p = " << cdf(complement(N01, z)) << endl; // Note: uses complement.
```

```
Normal distribution with mean = 0, standard deviation 1, has fraction <= -2, p = 0.0227501
Normal distribution with mean = 0, standard deviation 1, has fraction > -2, p = 0.97725
```

We can now use "find_location" to give a new offset mean.

```
double l = find_location<normal>(z, p, sd);
cout << "offset location (mean) = " << l << endl;
```

that outputs:

```
offset location (mean) = 1.09023
```

showing that we need to shift the mean just over one standard deviation from its previous value of zero.

Then we can check that we have achieved our objective by constructing a new distribution with the offset mean (but same standard deviation):

```
normal np001pc(l, sd); // Same standard_deviation (scale) but with mean (location) shifted.
```

And re-calculating the fraction below our chosen limit.

```
cout << "Normal distribution with mean = " << l
      << " has " << "fraction <= " << z
      << ", p = " << cdf(np001pc, z) << endl;
cout << "Normal distribution with mean = " << l
      << " has " << "fraction > " << z
      << ", p = " << cdf(complement(np001pc, z)) << endl;
```

```
Normal distribution with mean = 1.09023 has fraction <= -2, p = 0.001
Normal distribution with mean = 1.09023 has fraction > -2, p = 0.999
```

Controlling Error Handling from find_location

We can also control the policy for handling various errors. For example, we can define a new (possibly unwise) policy to ignore domain errors ('bad' arguments).

Unless we are using the boost::math namespace, we will need:

```
using boost::math::policies::policy;
using boost::math::policies::domain_error;
using boost::math::policies::ignore_error;
```

Using a typedef is often convenient, especially if it is re-used, although it is not required, as the various examples below show.

```
typedef policy<domain_error<ignore_error> > ignore_domain_policy;
// find_location with new policy, using typedef.
l = find_location<normal>(z, p, sd, ignore_domain_policy());
// Default policy policy<>, needs "using boost::math::policies::policy;"
l = find_location<normal>(z, p, sd, policy<>());
// Default policy, fully specified.
l = find_location<normal>(z, p, sd, boost::math::policies::policy<>());
// A new policy, ignoring domain errors, without using a typedef.
l = find_location<normal>(z, p, sd, policy<domain_error<ignore_error> >());
```

If we want to use a probability that is the [complements](#) of our probability, we should not even think of writing `find_location<normal>(z, 1 - p, sd)`, but use the complement version, see [why complements?](#).

```
z = 2.;
double q = 0.95; // = 1 - p; // complement.
l = find_location<normal>(complement(z, q, sd));

normal np95pc(l, sd); // Same standard_deviation (scale) but with mean(location) shifted
cout << "Normal distribution with mean = " << l << " has "
    << "fraction <= " << z << " = " << cdf(np95pc, z) << endl;
cout << "Normal distribution with mean = " << l << " has "
    << "fraction > " << z << " = " << cdf(complement(np95pc, z)) << endl;
```

See [find_location_example.cpp](#) for full source code: the program output looks like this:

```
Example: Find location (mean).
Normal distribution with mean = 0, standard deviation 1, has fraction <= -2, p = 0.0227501
Normal distribution with mean = 0, standard deviation 1, has fraction > -2, p = 0.97725
offset location (mean) = 1.09023
Normal distribution with mean = 1.09023 has fraction <= -2, p = 0.001
Normal distribution with mean = 1.09023 has fraction > -2, p = 0.999
Normal distribution with mean = 0.355146 has fraction <= 2 = 0.95
Normal distribution with mean = 0.355146 has fraction > 2 = 0.05
```

Find Scale (Standard Deviation) Example

First we need some includes to access the [Normal Distribution](#), the algorithms to find scale (and some std output of course).

```
#include <boost/math/distributions/normal.hpp> // for normal_distribution
using boost::math::normal; // typedef provides default type is double.
#include <boost/math/distributions/find_scale.hpp>
using boost::math::find_scale;
using boost::math::complement; // Needed if you want to use the complement version.
using boost::math::policies::policy; // Needed to specify the error handling policy.

#include <iostream>
using std::cout; using std::endl;
#include <iomanip>
using std::setw; using std::setprecision;
#include <limits>
using std::numeric_limits;
```

For this example, we will use the standard [Normal Distribution](#), with location (mean) zero and standard deviation (scale) unity. Conveniently, this is also the default for this implementation's constructor.

```
normal N01; // Default 'standard' normal distribution with zero mean
double sd = 1.; // and standard deviation is 1.
```

Suppose we want to find a different normal distribution with standard deviation so that only fraction p (here 0.001 or 0.1%) are below a certain chosen limit (here -2. standard deviations).

```
double z = -2.; // z to give prob p
double p = 0.001; // only 0.1% below z = -2

cout << "Normal distribution with mean = " << N01.location() // aka N01.mean()
      << ", standard deviation " << N01.scale() // aka N01.standard_deviation()
      << ", has " << "fraction <= " << z
      << ", p = " << cdf(N01, z) << endl;
cout << "Normal distribution with mean = " << N01.location()
      << ", standard deviation " << N01.scale()
      << ", has " << "fraction > " << z
      << ", p = " << cdf(complement(N01, z)) << endl; // Note: uses complement.
```

```
Normal distribution with mean = 0 has fraction <= -2, p = 0.0227501
Normal distribution with mean = 0 has fraction > -2, p = 0.97725
```

Noting that $p = 0.02$ instead of our target of 0.001, we can now use `find_scale` to give a new standard deviation.

```
double l = N01.location();
double s = find_scale<normal>(z, p, l);
cout << "scale (standard deviation) = " << s << endl;
```

that outputs:

```
scale (standard deviation) = 0.647201
```

showing that we need to reduce the standard deviation from 1. to 0.65.

Then we can check that we have achieved our objective by constructing a new distribution with the new standard deviation (but same zero mean):

```
normal np001pc(N01.location(), s);
```

And re-calculating the fraction below (and above) our chosen limit.

```
cout << "Normal distribution with mean = " << l
      << " has " << "fraction <= " << z
      << ", p = " << cdf(np001pc, z) << endl;
cout << "Normal distribution with mean = " << l
      << " has " << "fraction > " << z
      << ", p = " << cdf(complement(np001pc, z)) << endl;
```

```
Normal distribution with mean = 0 has fraction <= -2, p = 0.001
Normal distribution with mean = 0 has fraction > -2, p = 0.999
```

Controlling how Errors from `find_scale` are handled

We can also control the policy for handling various errors. For example, we can define a new (possibly unwise) policy to ignore domain errors ('bad' arguments).

Unless we are using the `boost::math` namespace, we will need:

```
using boost::math::policies::policy;
using boost::math::policies::domain_error;
using boost::math::policies::ignore_error;
```

Using a typedef is convenient, especially if it is re-used, although it is not required, as the various examples below show.

```
typedef policy<domain_error<ignore_error> > ignore_domain_policy;
// find_scale with new policy, using typedef.
l = find_scale<normal>(z, p, l, ignore_domain_policy());
// Default policy policy<>, needs using boost::math::policies::policy;

l = find_scale<normal>(z, p, l, policy<>());
// Default policy, fully specified.
l = find_scale<normal>(z, p, l, boost::math::policies::policy<>());
// New policy, without typedef.
l = find_scale<normal>(z, p, l, policy<domain_error<ignore_error> >());
```

If we want to express a probability, say 0.999, that is a complement, $1 - p$ we should not even think of writing `find_scale<normal>(z, 1 - p, l)`, but use the [complements](#) version (see [why complements?](#)).

```
z = -2.;
double q = 0.999; // = 1 - p; // complement of 0.001.
sd = find_scale<normal>(complement(z, q, l));

normal np95pc(1, sd); // Same standard_deviation (scale) but with mean(scale) shifted
cout << "Normal distribution with mean = " << l << " has "
    << "fraction <= " << z << " = " << cdf(np95pc, z) << endl;
cout << "Normal distribution with mean = " << l << " has "
    << "fraction > " << z << " = " << cdf(complement(np95pc, z)) << endl;
```

Sadly, it is all too easy to get probabilities the wrong way round, when you may get a warning like this:

```
Message from thrown exception was:
  Error in function boost::math::find_scale<Dist, Policy>(complement(double, double, double, ↓
Policy)):
  Computed scale (-0.48043523852179076) is <= 0! Was the complement intended?
```

The default error handling policy is to throw an exception with this message, but if you chose a policy to ignore the error, the (impossible) negative scale is quietly returned.

See [find_scale_example.cpp](#) for full source code: the program output looks like this:

```
Example: Find scale (standard deviation).
Normal distribution with mean = 0, standard deviation 1, has fraction <= -2, p = 0.0227501
Normal distribution with mean = 0, standard deviation 1, has fraction > -2, p = 0.97725
scale (standard deviation) = 0.647201
Normal distribution with mean = 0 has fraction <= -2, p = 0.001
Normal distribution with mean = 0 has fraction > -2, p = 0.999
Normal distribution with mean = 0.946339 has fraction <= -2 = 0.001
Normal distribution with mean = 0.946339 has fraction > -2 = 0.999
```

Find mean and standard deviation example

First we need some includes to access the normal distribution, the algorithms to find location and scale (and some std output of course).

```
#include <boost/math/distributions/normal.hpp> // for normal_distribution
using boost::math::normal; // typedef provides default type is double.
#include <boost/math/distributions/cauchy.hpp> // for cauchy_distribution
using boost::math::cauchy; // typedef provides default type is double.
#include <boost/math/distributions/find_location.hpp>
using boost::math::find_location;
#include <boost/math/distributions/find_scale.hpp>
using boost::math::find_scale;
using boost::math::complement;
using boost::math::policies::policy;

#include <iostream>
using std::cout; using std::endl; using std::left; using std::showpoint; using std::noshowpoint;
#include <iomanip>
using std::setw; using std::setprecision;
#include <limits>
using std::numeric_limits;
#include <stdexcept>
using std::exception;
```

Using find_location and find_scale to meet dispensing and measurement specifications

Consider an example from K Krishnamoorthy, Handbook of Statistical Distributions with Applications, ISBN 1-58488-635-8, (2006) p 126, example 10.3.7.

"A machine is set to pack 3 kg of ground beef per pack. Over a long period of time it is found that the average packed was 3 kg with a standard deviation of 0.1 kg. Assume the packing is normally distributed."

We start by constructing a normal distribution with the given parameters:

```
double mean = 3.; // kg
double standard_deviation = 0.1; // kg
normal packs(mean, standard_deviation);
```

We can then find the fraction (or %) of packages that weigh more than 3.1 kg.

```
double max_weight = 3.1; // kg
cout << "Percentage of packs > " << max_weight << " is "
<< cdf(complement(packs, max_weight)) * 100. << endl; // P(X > 3.1)
```

We might want to ensure that 95% of packs are over a minimum weight specification, then we want the value of the mean such that $P(X < 2.9) = 0.05$.

Using the mean of 3 kg, we can estimate the fraction of packs that fail to meet the specification of 2.9 kg.

```
double minimum_weight = 2.9;
cout << "Fraction of packs <= " << minimum_weight << " with a mean of " << mean
<< " is " << cdf(complement(packs, minimum_weight)) << endl;
// fraction of packs <= 2.9 with a mean of 3 is 0.841345
```

This is 0.84 - more than the target fraction of 0.95. If we want 95% to be over the minimum weight, what should we set the mean weight to be?

Using the KK StatCalc program supplied with the book and the method given on page 126 gives 3.06449.

We can confirm this by constructing a new distribution which we call 'xpacks' with a safety margin mean of 3.06449 thus:


```
double over_mean = 3.06449;
normal xpacks(over_mean, standard_deviation);
cout << "Fraction of packs >= " << minimum_weight
<< " with a mean of " << xpacks.mean()
<< " is " << cdf(complement(xpacks, minimum_weight)) << endl;
// fraction of packs >= 2.9 with a mean of 3.06449 is 0.950005
```

Using this Math Toolkit, we can calculate the required mean directly thus:

```
double under_fraction = 0.05; // so 95% are above the minimum weight mean - sd = 2.9
double low_limit = standard_deviation;
double offset = mean - low_limit - quantile(packs, under_fraction);
double nominal_mean = mean + offset;
// mean + (mean - low_limit - quantile(packs, under_fraction));

normal nominal_packs(nominal_mean, standard_deviation);
cout << "Setting the packer to " << nominal_mean << " will mean that "
<< "fraction of packs >= " << minimum_weight
<< " is " << cdf(complement(nominal_packs, minimum_weight)) << endl;
// Setting the packer to 3.06449 will mean that fraction of packs >= 2.9 is 0.95
```

This calculation is generalized as the free function called `find_location`, see [algorithms](#).

To use this we will need to

```
#include <boost/math/distributions/find_location.hpp>
using boost::math::find_location;
```

and then use `find_location` function to find `safe_mean`, & construct a new normal distribution called 'goodpacks'.

```
double safe_mean = find_location<normal>(minimum_weight, under_fraction, standard_deviation);
normal good_packs(safe_mean, standard_deviation);
```

with the same confirmation as before:

```
cout << "Setting the packer to " << nominal_mean << " will mean that "
<< "fraction of packs >= " << minimum_weight
<< " is " << cdf(complement(good_packs, minimum_weight)) << endl;
// Setting the packer to 3.06449 will mean that fraction of packs >= 2.9 is 0.95
```

Using Cauchy-Lorentz instead of normal distribution

After examining the weight distribution of a large number of packs, we might decide that, after all, the assumption of a normal distribution is not really justified. We might find that the fit is better to a [Cauchy Distribution](#). This distribution has wider 'wings', so that whereas most of the values are closer to the mean than the normal, there are also more values than 'normal' that lie further from the mean than the normal.

This might happen because a larger than normal lump of meat is either included or excluded.

We first create a [Cauchy Distribution](#) with the original mean and standard deviation, and estimate the fraction that lie below our minimum weight specification.

```
cauchy cpacks(mean, standard_deviation);
cout << "Cauchy Setting the packer to " << mean << " will mean that "
<< "fraction of packs >= " << minimum_weight
<< " is " << cdf(complement(cpacks, minimum_weight)) << endl;
// Cauchy Setting the packer to 3 will mean that fraction of packs >= 2.9 is 0.75
```

Note that far fewer of the packs meet the specification, only 75% instead of 95%. Now we can repeat the `find_location`, using the cauchy distribution as template parameter, in place of the normal used above.

```
double lc = find_location<cauchy>(minimum_weight, under_fraction, standard_deviation);
cout << "find_location<cauchy>(minimum_weight, over_fraction, standard_deviation); " << lc << endl;
// find_location<cauchy>(minimum_weight, over_fraction, packs.standard_deviation()); 3.53138
```

Note that the `safe_mean` setting needs to be much higher, 3.53138 instead of 3.06449, so we will make rather less profit.

And again confirm that the fraction meeting specification is as expected.

```
cauchy goodcpacks(lc, standard_deviation);
cout << "Cauchy Setting the packer to " << lc << " will mean that "
    << "fraction of packs >= " << minimum_weight
    << " is " << cdf(complement(goodcpacks, minimum_weight)) << endl;
// Cauchy Setting the packer to 3.53138 will mean that fraction of packs >= 2.9 is 0.95
```

Finally we could estimate the effect of a much tighter specification, that 99% of packs met the specification.

```
cout << "Cauchy Setting the packer to "
    << find_location<cauchy>(minimum_weight, 0.99, standard_deviation)
    << " will mean that "
    << "fraction of packs >= " << minimum_weight
    << " is " << cdf(complement(goodcpacks, minimum_weight)) << endl;
```

Setting the packer to 3.13263 will mean that fraction of packs ≥ 2.9 is 0.99, but will more than double the mean loss from 0.0644 to 0.133 kg per pack.

Of course, this calculation is not limited to packs of meat, it applies to dispensing anything, and it also applies to a 'virtual' material like any measurement.

The only caveat is that the calculation assumes that the standard deviation (scale) is known with a reasonably low uncertainty, something that is not so easy to ensure in practice. And that the distribution is well defined, [Normal Distribution](#) or [Cauchy Distribution](#), or some other.

If one is simply dispensing a very large number of packs, then it may be feasible to measure the weight of hundreds or thousands of packs. With a healthy 'degrees of freedom', the confidence intervals for the standard deviation are not too wide, typically about + and - 10% for hundreds of observations.

For other applications, where it is more difficult or expensive to make many observations, the confidence intervals are depressingly wide.

See [Confidence Intervals on the standard deviation](#) for a worked example `chi_square_std_dev_test.cpp` of estimating these intervals.

Changing the scale or standard deviation

Alternatively, we could invest in a better (more precise) packer (or measuring device) with a lower standard deviation, or scale.

This might cost more, but would reduce the amount we have to 'give away' in order to meet the specification.

To estimate how much better (how much smaller standard deviation) it would have to be, we need to get the 5% quantile to be located at the `under_weight` limit, 2.9

```
double p = 0.05; // wanted p th quantile.
cout << "Quantile of " << p << " = " << quantile(packs, p)
    << ", mean = " << packs.mean() << ", sd = " << packs.standard_deviation() << endl;
```

Quantile of 0.05 = 2.83551, mean = 3, sd = 0.1

With the current packer (mean = 3, sd = 0.1), the 5% quantile is at 2.8551 kg, a little below our target of 2.9 kg. So we know that the standard deviation is going to have to be smaller.

Let's start by guessing that it (now 0.1) needs to be halved, to a standard deviation of 0.05 kg.

```
normal pack05(mean, 0.05);
cout << "Quantile of " << p << " = " << quantile(pack05, p)
    << ", mean = " << pack05.mean() << ", sd = " << pack05.standard_deviation() << endl;
// Quantile of 0.05 = 2.91776, mean = 3, sd = 0.05

cout << "Fraction of packs >= " << minimum_weight << " with a mean of " << mean
    << " and standard deviation of " << pack05.standard_deviation()
    << " is " << cdf(complement(pack05, minimum_weight)) << endl;
// Fraction of packs >= 2.9 with a mean of 3 and standard deviation of 0.05 is 0.97725
```

So 0.05 was quite a good guess, but we are a little over the 2.9 target, so the standard deviation could be a tiny bit more. So we could do some more guessing to get closer, say by increasing standard deviation to 0.06 kg, constructing another new distribution called pack06.

```
normal pack06(mean, 0.06);
cout << "Quantile of " << p << " = " << quantile(pack06, p)
    << ", mean = " << pack06.mean() << ", sd = " << pack06.standard_deviation() << endl;
// Quantile of 0.05 = 2.90131, mean = 3, sd = 0.06

cout << "Fraction of packs >= " << minimum_weight << " with a mean of " << mean
    << " and standard deviation of " << pack06.standard_deviation()
    << " is " << cdf(complement(pack06, minimum_weight)) << endl;
// Fraction of packs >= 2.9 with a mean of 3 and standard deviation of 0.06 is 0.95221
```

Now we are getting really close, but to do the job properly, we might need to use root finding method, for example the tools provided, and used elsewhere, in the Math Toolkit, see [root-finding without derivatives](#)

But in this (normal) distribution case, we can and should be even smarter and make a direct calculation.

Our required limit is $\text{minimum_weight} = 2.9$ kg, often called the random variate z . For a standard normal distribution, then probability $p = N((\text{minimum_weight} - \text{mean}) / \text{sd})$.

We want to find the standard deviation that would be required to meet this limit, so that the p th quantile is located at z (minimum_weight). In this case, the 0.05 (5%) quantile is at 2.9 kg pack weight, when the mean is 3 kg, ensuring that 0.95 (95%) of packs are above the minimum weight.

Rearranging, we can directly calculate the required standard deviation:

```
normal N01; // standard normal distribution with mean zero and unit standard deviation.
p = 0.05;
double qp = quantile(N01, p);
double sd95 = (minimum_weight - mean) / qp;

cout << "For the " << p << "th quantile to be located at "
    << minimum_weight << ", would need a standard deviation of " << sd95 << endl;
// For the 0.05th quantile to be located at 2.9, would need a standard deviation of 0.0607957
```

We can now construct a new (normal) distribution pack95 for the 'better' packer, and check that our distribution will meet the specification.

```
normal pack95(mean, sd95);
cout << "Fraction of packs >= " << minimum_weight << " with a mean of " << mean
    << " and standard deviation of " << pack95.standard_deviation()
    << " is " << cdf(complement(pack95, minimum_weight)) << endl;
// Fraction of packs >= 2.9 with a mean of 3 and standard deviation of 0.0607957 is 0.95
```

This calculation is generalized in the free function `find_scale`, as shown below, giving the same standard deviation.

```
double ss = find_scale<normal>(minimum_weight, under_fraction, packs.mean());
cout << "find_scale<normal>(minimum_weight, under_fraction, packs.mean()); " << ss << endl;
// find_scale<normal>(minimum_weight, under_fraction, packs.mean()); 0.0607957
```

If we had defined an `over_fraction`, or percentage that must pass specification

```
double over_fraction = 0.95;
```

And (wrongly) written

```
double sso = find_scale<normal>(minimum_weight, over_fraction, packs.mean());
```

With the default policy, we would get a message like

```
Message from thrown exception was:
Error in function boost::math::find_scale<Dist, Policy>(double, double, double, Policy):
Computed scale (-0.060795683191176959) is <= 0! Was the complement intended?
```

But this would return a **negative** standard deviation - obviously impossible. The probability should be $1 - \text{over_fraction}$, not `over_fraction`, thus:

```
double sslo = find_scale<normal>(minimum_weight, 1 - over_fraction, packs.mean());
cout << "find_scale<normal>(minimum_weight, under_fraction, packs.mean()); " << sslo << endl;
// find_scale<normal>(minimum_weight, under_fraction, packs.mean()); 0.0607957
```

But notice that using `'1 - over_fraction'` - will lead to a loss of accuracy, especially if `over_fraction` was close to unity. (See [why complements?](#)). In this (very common) case, we should instead use the [complements](#), giving the most accurate result.

```
double ssc = find_scale<normal>(complement(minimum_weight, over_fraction, packs.mean()));
cout << "find_scale<normal>(complement(minimum_weight, over_fraction, packs.mean())); ␣
" << ssc << endl;
// find_scale<normal>(complement(minimum_weight, over_fraction, packs.mean())); 0.0607957
```

Note that our guess of 0.06 was close to the accurate value of 0.060795683191176959.

We can again confirm our prediction thus:

```
normal pack95c(mean, ssc);
cout << "Fraction of packs >= " << minimum_weight << " with a mean of " << mean
    << " and standard deviation of " << pack95c.standard_deviation()
    << " is " << cdf(complement(pack95c, minimum_weight)) << endl;
// Fraction of packs >= 2.9 with a mean of 3 and standard deviation of 0.0607957 is 0.95
```

Notice that these two deceptively simple questions:

- Do we over-fill to make sure we meet a minimum specification (or under-fill to avoid an overdose)?

and/or

- Do we measure better?

are actually extremely common.

The weight of beef might be replaced by a measurement of more or less anything, from drug tablet content, Apollo landing rocket firing, X-ray treatment doses...

The scale can be variation in dispensing or uncertainty in measurement.

See [find_mean_and_sd_normal.cpp](#) for full source code & appended program output.

Comparison with C, R, FORTRAN-style Free Functions

You are probably familiar with a statistics library that has free functions, for example the classic [NAG C library](#) and matching [NAG FORTRAN Library](#), [Microsoft Excel BINOMDIST\(number_s, trials, probability_s, cumulative\)](#), [R](#), [MathCAD pbinom](#) and many others.

If so, you may find 'Distributions as Objects' unfamiliar, if not alien.

However, **do not panic**, both definition and usage are not really very different.

A very simple example of generating the same values as the [NAG C library](#) for the binomial distribution follows. (If you find slightly different values, the Boost C++ version, using double or better, is very likely to be the more accurate. Of course, accuracy is not usually a concern for most applications of this function).

The [NAG function specification](#) is

```
void nag_binomial_dist(Integer n, double p, Integer k,
double *plek, double *pgtk, double *peqk, NagError *fail)
```

and is called

```
g01bjc(n, p, k, &plek, &pgtk, &peqk, NAGERR_DEFAULT);
```

The equivalent using this Boost C++ library is:

```
using namespace boost::math; // Using declaration avoids very long names.
binomial my_dist(4, 0.5); // c.f. NAG n = 4, p = 0.5
```

and values can be output thus:

```
cout
  << my_dist.trials() << " " // Echo the NAG input n = 4 trials.
  << my_dist.success_fraction() << " " // Echo the NAG input p = 0.5
  << cdf(my_dist, 2) << " " // NAG plek with k = 2
  << cdf(complement(my_dist, 2)) << " " // NAG pgtk with k = 2
  << pdf(my_dist, 2) << endl; // NAG peqk with k = 2
```

`cdf(dist, k)` is equivalent to NAG library `plek`, lower tail probability of $\leq k$

`cdf(complement(dist, k))` is equivalent to NAG library `pgtk`, upper tail probability of $> k$

`pdf(dist, k)` is equivalent to NAG library `peqk`, point probability of $= k$

See [binomial_example_nag.cpp](#) for details.

Using the Distributions from Within C#

The distributions in this library can be used from the C# programming language when they are built using Microsoft's Common Language Runtime (CLR) option.

An example of this kind of usage is given in the [Distribution Explorer](#) example. See `boost-root/libs/math/dot_net_example` for the source code: the application consists of a C++ .dll that contains the actual distributions, and a C# GUI that allows you to explore their properties.

Random Variates and Distribution Parameters

[Random variates](#) and [distribution parameters](#) are conventionally distinguished (for example in Wikipedia and Wolfram MathWorld) by placing a semi-colon after the [random variate](#) (whose value you 'choose'), to separate the variate from the parameter(s) that defines the shape of the distribution.

For example, the binomial distribution has two parameters: n (the number of trials) and p (the probability of success on one trial). It also has the [random variate](#) k : the number of successes observed. This means the probability density/mass function (pdf) is written as $f(k; n, p)$.

Translating this into code the `binomial_distribution` constructor therefore has two parameters:

```
binomial_distribution(RealType n, RealType p);
```

While the function `pdf` has one argument specifying the distribution type (which includes its parameters, if any), and a second argument for the [random variate](#). So taking our binomial distribution example, we would write:

```
pdf(binomial_distribution<RealType>(n, p), k);
```

Discrete Probability Distributions

Note that the [discrete distributions](#), including the binomial, negative binomial, Poisson & Bernoulli, are all mathematically defined as discrete functions: only integral values of the [random variate](#) are envisaged and the functions are only defined at these integral values. However because the method of calculation often uses continuous functions, it is convenient to treat them as if they were continuous functions, and permit non-integral values of their parameters.

To enforce a strict mathematical model, users may use floor or ceil functions on the [random variate](#), prior to calling the distribution function, to enforce integral values.

For similar reasons, in continuous distributions, parameters like degrees of freedom that might appear to be integral, are treated as real values (and are promoted from integer to floating-point if necessary). In this case however, that there are a small number of situations where non-integral degrees of freedom do have a genuine meaning.

Generally speaking there is no loss of performance from allowing real-values parameters: the underlying special functions contain optimizations for integer-valued arguments when applicable.



Caution

The quantile function of a discrete distribution will by default return an integer result that has been *rounded outwards*. That is to say lower quantiles (where the probability is less than 0.5) are rounded downward, and upper quantiles (where the probability is greater than 0.5) are rounded upwards. This behaviour ensures that if an X% quantile is requested, then *at least* the requested coverage will be present in the central region, and *no more than* the requested coverage will be present in the tails.

This behaviour can be changed so that the quantile functions are rounded differently, or even return a real-valued result using [Policies](#). It is strongly recommended that you read the tutorial [Understanding Quantiles of Discrete Distributions](#) before using the quantile function on a discrete distribution. The [reference docs](#) describe how to change the rounding policy for these distributions.

Statistical Distributions Reference

Non-Member Properties

Properties that are common to all distributions are accessed via non-member getter functions: non-membership allows more of these functions to be added over time, as the need arises. Unfortunately the literature uses many different and confusing names to refer to a rather small number of actual concepts; refer to the [concept index](#) to find the property you want by the name you are most familiar with. Or use the [function index](#) to go straight to the function you want if you already know its name.

Function Index

- [Cumulative Distribution Function](#).
- [Complement of the Cumulative Distribution Function](#).
- [Cumulative Hazard Function](#).
- [Hazard Function](#).
- [kurtosis](#).
- [kurtosis_excess](#)
- [mean](#).
- [median](#).
- [mode](#).
- [Probability Density Function](#).
- [range](#).
- [Quantile](#).
- [Quantile from the complement of the probability](#).
- [skewness](#).
- [standard deviation](#).
- [support](#).
- [variance](#).

Conceptual Index

- [Complement of the Cumulative Distribution Function](#).
- [Cumulative Distribution Function](#).
- [Cumulative Hazard Function](#).
- [Inverse Cumulative Distribution Function](#).
- [Inverse Survival Function](#).
- [Hazard Function](#)
- [Lower Critical Value](#).

- [kurtosis](#).
- [kurtosis_excess](#)
- [mean](#).
- [median](#).
- [mode](#).
- [P](#).
- [Percent Point Function](#).
- [Probability Density Function](#).
- [Probability Mass Function](#).
- [range](#).
- [Q](#).
- [Quantile](#).
- [Quantile from the complement of the probability](#).
- [skewness](#).
- [standard deviation](#)
- [Survival Function](#).
- [support](#).
- [Upper Critical Value](#).
- [variance](#).

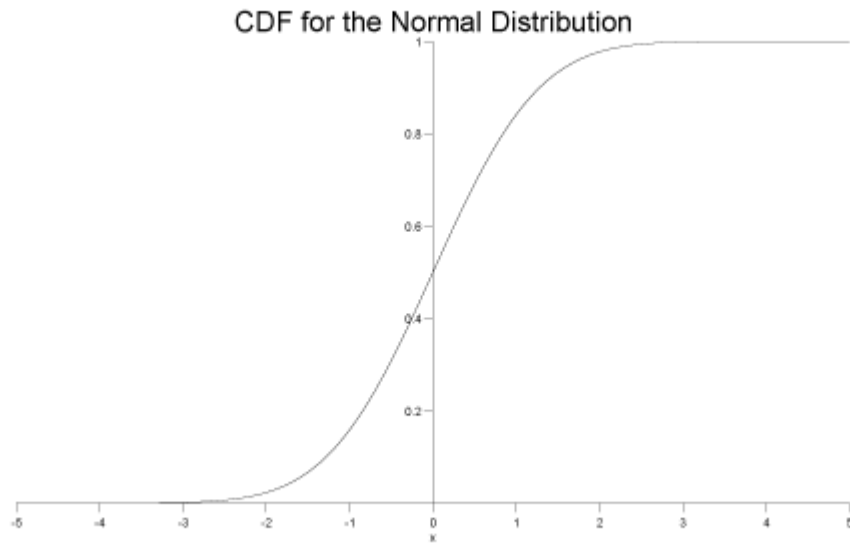
Cumulative Distribution Function

```
template <class RealType, class Policy>
RealType cdf(const Distribution-Type<RealType, Policy>& dist, const RealType& x);
```

The [Cumulative Distribution Function](#) is the probability that the variable takes a value less than or equal to x . It is equivalent to the integral from $-\infty$ to x of the [Probability Density Function](#).

This function may return a [domain_error](#) if the random variable is outside the defined range for the distribution.

For example, the following graph shows the cdf for the normal distribution:



Complement of the Cumulative Distribution Function

```
template <class Distribution, class RealType>
RealType cdf(const Unspecified-Complement-Type<Distribution, RealType>& comp);
```

The complement of the [Cumulative Distribution Function](#) is the probability that the variable takes a value greater than x . It is equivalent to the integral from x to infinity of the [Probability Density Function](#), or 1 minus the [Cumulative Distribution Function](#) of x .

This is also known as the survival function.

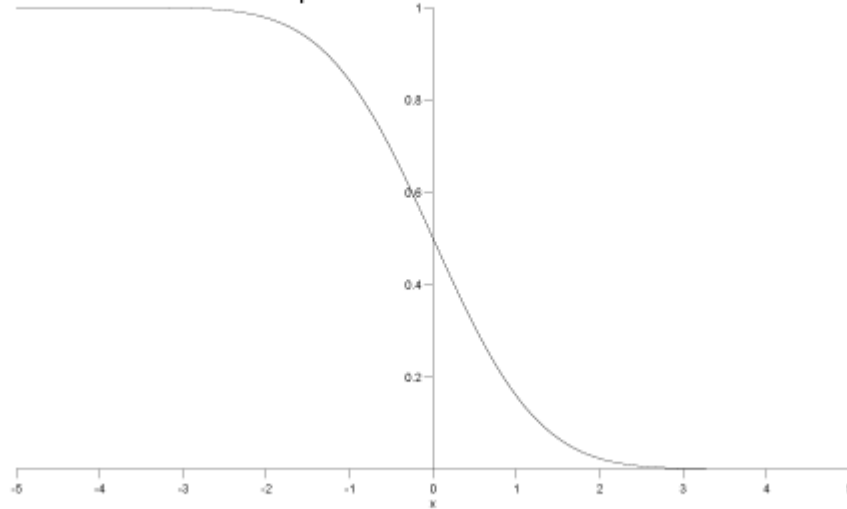
This function may return a [domain_error](#) if the random variable is outside the defined range for the distribution.

In this library, it is obtained by wrapping the arguments to the `cdf` function in a call to `complement`, for example:

```
// standard normal distribution object:
boost::math::normal norm;
// print survival function for x=2.0:
std::cout << cdf(complement(norm, 2.0)) << std::endl;
```

For example, the following graph shows the `__complement` of the `cdf` for the normal distribution:

Survival Function / Complement of the CDF of the Normal Distribution



See [why complements?](#) for why the complement is useful and when it should be used.

Hazard Function

```
template <class RealType, class Policy>
RealType hazard(const Distribution-Type<RealType, Policy>& dist, const RealType& x);
```

Returns the [Hazard Function](#) of x and distribution $dist$.

This function may return a [domain_error](#) if the random variable is outside the defined range for the distribution.

$$\text{hazard}(x) = h(x) = \frac{\text{pdf}(x)}{1 - \text{cdf}(x)}$$



Caution

Some authors refer to this as the conditional failure density function rather than the hazard function.

Cumulative Hazard Function

```
template <class RealType, class Policy>
RealType chf(const Distribution-Type<RealType, Policy>& dist, const RealType& x);
```

Returns the [Cumulative Hazard Function](#) of x and distribution $dist$.

This function may return a [domain_error](#) if the random variable is outside the defined range for the distribution.

$$\text{chf}(dist, x) = H(x) = \int_{-\infty}^x h(\mu) d\mu$$



Caution

Some authors refer to this as simply the "Hazard Function".

mean

```
template<class RealType, class Policy>
RealType mean(const Distribution-Type<RealType, Policy>& dist);
```

Returns the mean of the distribution *dist*.

This function may return a [domain_error](#) if the distribution does not have a defined mean (for example the Cauchy distribution).

median

```
template<class RealType, class Policy>
RealType median(const Distribution-Type<RealType, Policy>& dist);
```

Returns the median of the distribution *dist*.

mode

```
template<class RealType, Policy>
RealType mode(const Distribution-Type<RealType, Policy>& dist);
```

Returns the mode of the distribution *dist*.

This function may return a [domain_error](#) if the distribution does not have a defined mode.

Probability Density Function

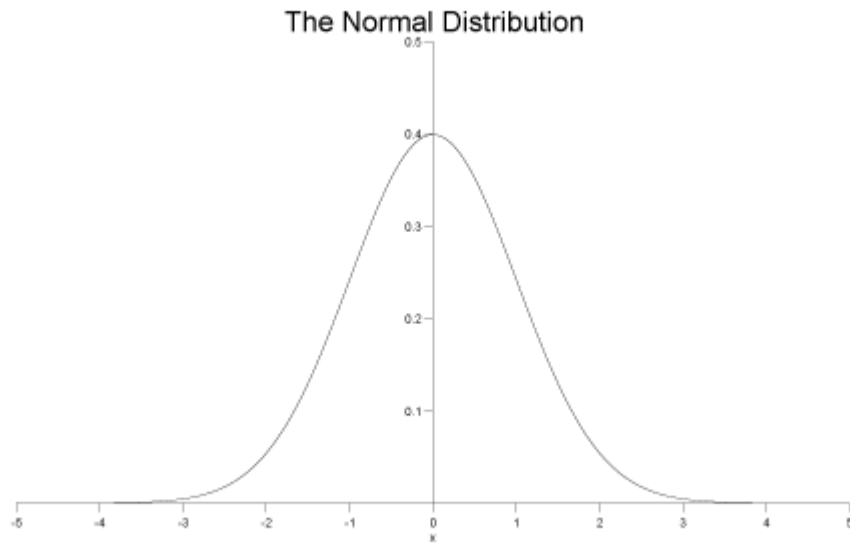
```
template <class RealType, class Policy>
RealType pdf(const Distribution-Type<RealType, Policy>& dist, const RealType& x);
```

For a continuous function, the probability density function (pdf) returns the probability that the variate has the value *x*. Since for continuous distributions the probability at a single point is actually zero, the probability is better expressed as the integral of the pdf between two points: see the [Cumulative Distribution Function](#).

For a discrete distribution, the pdf is the probability that the variate takes the value *x*.

This function may return a [domain_error](#) if the random variable is outside the defined range for the distribution.

For example, for a standard normal distribution the pdf looks like this:



Range

```
template<class RealType, class Policy>
std::pair<RealType, RealType> range(const Distribution-Type<RealType, Policy>& dist);
```

Returns the valid range of the random variable over distribution *dist*.

Quantile

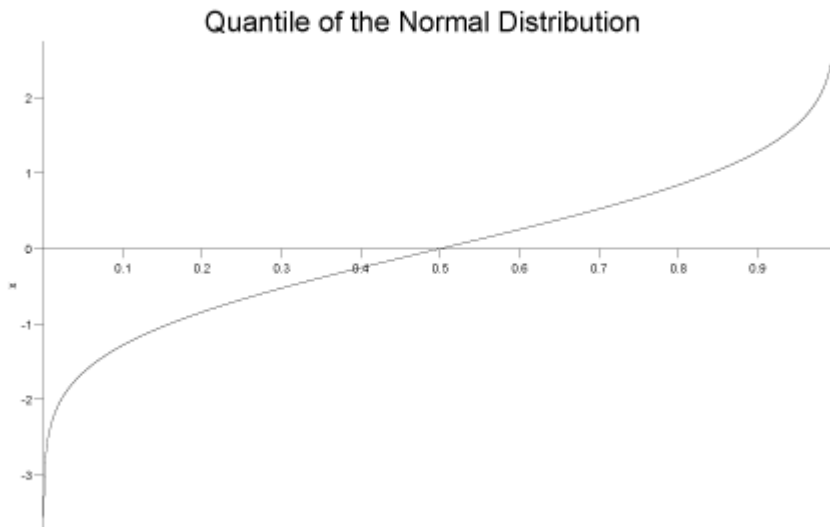
```
template <class RealType, class Policy>
RealType quantile(const Distribution-Type<RealType, Policy>& dist, const RealType& p);
```

The quantile is best viewed as the inverse of the [Cumulative Distribution Function](#), it returns a value x such that `cdf(dist, x) == p`.

This is also known as the *percent point function*, or *percentile*, or *fractile*, it is also the same as calculating the *lower critical value* of a distribution.

This function returns a [domain_error](#) if the probability lies outside [0,1]. The function may return an [overflow_error](#) if there is no finite value that has the specified probability.

The following graph shows the quantile function for a standard normal distribution:



Quantile from the complement of the probability.

See also [complements](#).

```
template <class Distribution, class RealType>
RealType quantile(const Unspecified-Complement-Type<Distribution, RealType>& comp);
```

This is the inverse of the [Complement of the Cumulative Distribution Function](#). It is calculated by wrapping the arguments in a call to the quantile function in a call to *complement*. For example:

```
// define a standard normal distribution:
boost::math::normal norm;
// print the value of x for which the complement
// of the probability is 0.05:
std::cout << quantile(complement(norm, 0.05)) << std::endl;
```

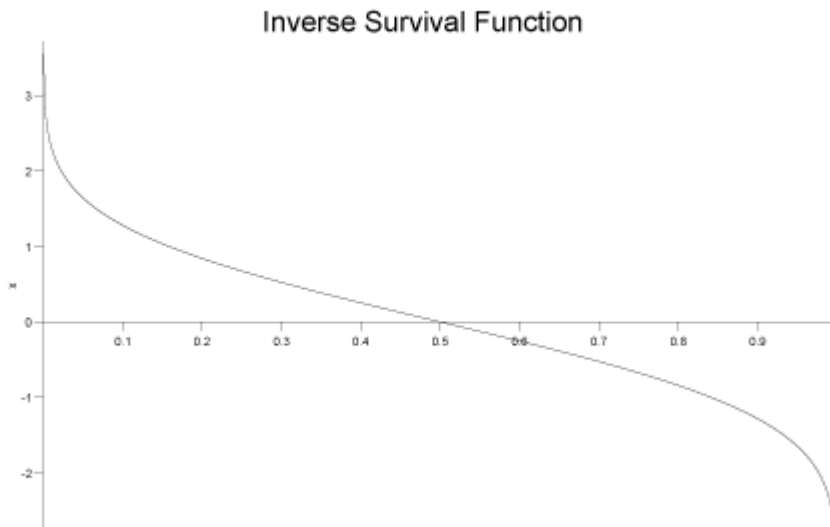
The function computes a value x such that $\text{cdf}(\text{complement}(\text{dist}, x)) == q$ where q is complement of the probability.

Why complements?

This function is also called the inverse survival function, and is the same as calculating the *upper critical value* of a distribution.

This function returns a [domain_error](#) if the probability lies outside $[0,1]$. The function may return an [overflow_error](#) if there is no finite value that has the specified probability.

The following graph show the inverse survival function for the normal distribution:



Standard Deviation

```
template <class RealType, class Policy>
RealType standard_deviation(const Distribution-Type<RealType, Policy>& dist);
```

Returns the standard deviation of distribution *dist*.

This function may return a [domain_error](#) if the distribution does not have a defined standard deviation.

support

```
template<class RealType, class Policy>
std::pair<RealType, RealType> support(const Distribution-Type<RealType, Policy>& dist);
```

Returns the supported range of random variable over the distribution *dist*.

The distribution is said to be 'supported' over a range that is "the smallest closed set whose complement has probability zero". Non-mathematicians might say it means the 'interesting' smallest range of random variate *x* that has the cdf going from zero to unity. Outside are uninteresting zones where the pdf is zero, and the cdf zero or unity.

Variance

```
template <class RealType, class Policy>
RealType variance(const Distribution-Type<RealType, Policy>& dist);
```

Returns the variance of the distribution *dist*.

This function may return a [domain_error](#) if the distribution does not have a defined variance.

Skewness

```
template <class RealType, class Policy>
RealType skewness(const Distribution-Type<RealType, Policy>& dist);
```

Returns the skewness of the distribution *dist*.

This function may return a [domain_error](#) if the distribution does not have a defined skewness.

Kurtosis

```
template <class RealType, class Policy>
RealType kurtosis(const Distribution-Type<RealType, Policy>& dist);
```

Returns the 'proper' kurtosis (normalized fourth moment) of the distribution *dist*.

$$\text{kurtosis} = \beta_2 = \mu_4 / \mu_2^2$$

Where μ_i is the *i*'th central moment of the distribution, and in particular μ_2 is the variance of the distribution.

The kurtosis is a measure of the "peakedness" of a distribution.

Note that the literature definition of kurtosis is confusing. The definition used here is that used by for example [Wolfram MathWorld](#) (that includes a table of formulae for kurtosis excess for various distributions) but NOT the definition of [kurtosis used by Wikipedia](#) which treats "kurtosis" and "kurtosis excess" as the same quantity.

```
kurtosis_excess = 'proper' kurtosis - 3
```

This subtraction of 3 is convenient so that the *kurtosis excess* of a normal distribution is zero.

This function may return a [domain_error](#) if the distribution does not have a defined kurtosis.

'Proper' kurtosis can have a value from zero to + infinity.

Kurtosis excess

```
template <class RealType, Policy>
RealType kurtosis_excess(const Distribution-Type<RealType, Policy>& dist);
```

Returns the kurtosis excess of the distribution *dist*.

$$\text{kurtosis excess} = \gamma_2 = \mu_4 / \mu_2^2 - 3 = \text{kurtosis} - 3$$

Where μ_i is the *i*'th central moment of the distribution, and in particular μ_2 is the variance of the distribution.

The kurtosis excess is a measure of the "peakedness" of a distribution, and is more widely used than the "kurtosis proper". It is defined so that the kurtosis excess of a normal distribution is zero.

This function may return a [domain_error](#) if the distribution does not have a defined kurtosis excess.

Kurtosis excess can have a value from -2 to + infinity.

```
kurtosis = kurtosis_excess + 3;
```

The kurtosis excess of a normal distribution is zero.

P and Q

The terms P and Q are sometimes used to refer to the [Cumulative Distribution Function](#) and its [complement](#) respectively. Lowercase p and q are sometimes used to refer to the values returned by these functions.

Percent Point Function or Percentile

The percent point function, also known as the percentile, is the same as the [Quantile](#).

Inverse CDF Function.

The inverse of the cumulative distribution function, is the same as the [Quantile](#).

Inverse Survival Function.

The inverse of the survival function, is the same as computing the [quantile from the complement of the probability](#).

Probability Mass Function

The Probability Mass Function is the same as the [Probability Density Function](#).

The term Mass Function is usually applied to discrete distributions, while the term [Probability Density Function](#) applies to continuous distributions.

Lower Critical Value.

The lower critical value calculates the value of the random variable given the area under the left tail of the distribution. It is equivalent to calculating the [Quantile](#).

Upper Critical Value.

The upper critical value calculates the value of the random variable given the area under the right tail of the distribution. It is equivalent to calculating the [quantile from the complement of the probability](#).

Survival Function

Refer to the [Complement of the Cumulative Distribution Function](#).

Distributions

Bernoulli Distribution

```
#include <boost/math/distributions/bernoulli.hpp>
```

```

namespace boost{ namespace math{
    template <class RealType = double,
              class Policy    = policies::policy<> >
    class bernoulli_distribution;

    typedef bernoulli_distribution<> bernoulli;

    template <class RealType, class Policy>
    class bernoulli_distribution
    {
    public:
        typedef RealType    value_type;
        typedef Policy      policy_type;

        bernoulli_distribution(RealType p); // Constructor.
        // Accessor function.
        RealType success_fraction() const
        // Probability of success (as a fraction).
    };
}} // namespaces

```

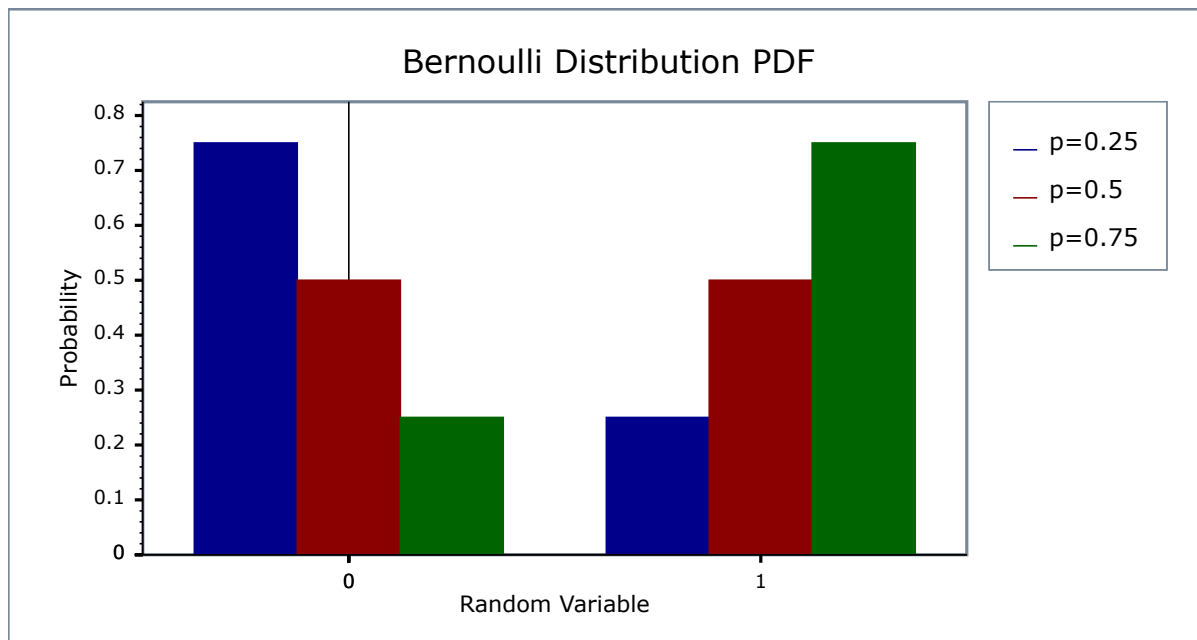
The Bernoulli distribution is a discrete distribution of the outcome of a single trial with only two results, 0 (failure) or 1 (success), with a probability of success p .

The Bernoulli distribution is the simplest building block on which other discrete distributions of sequences of independent Bernoulli trials can be based.

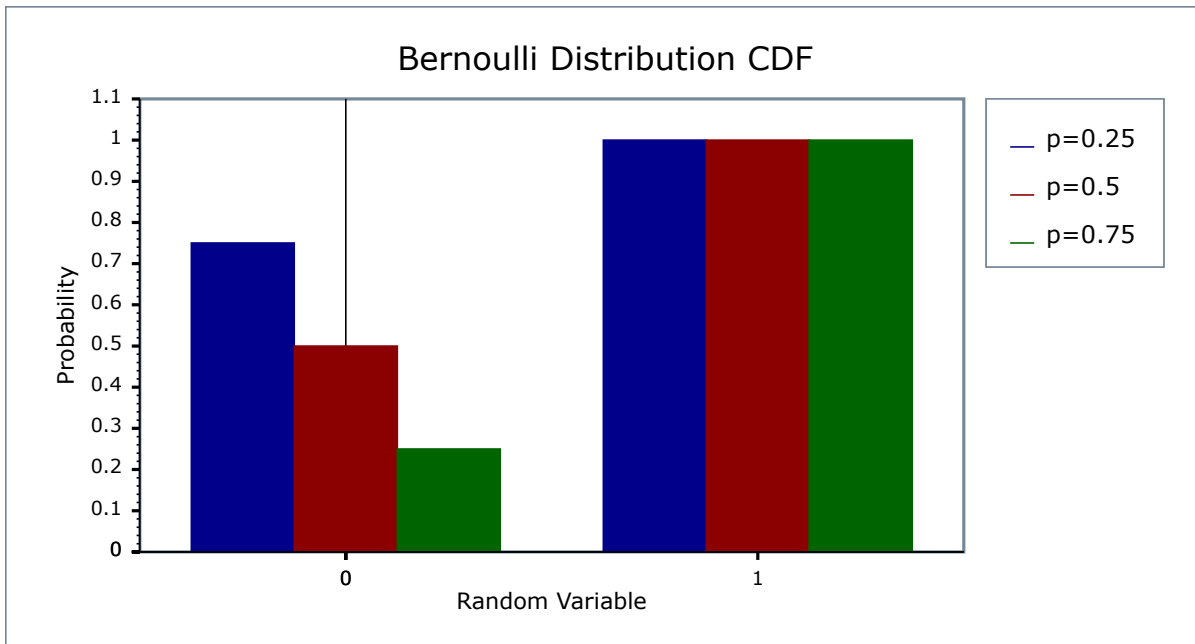
The Bernoulli is the binomial distribution ($k = 1$, p) with only one trial.

probability density function pdf $f(0) = 1 - p$, $f(1) = p$. Cumulative distribution function $D(k) = \text{if } (k == 0) \ 1 - p \text{ else } 1$.

The following graph illustrates how the probability density function pdf varies with the outcome of the single trial:



and the Cumulative distribution function



Member Functions

```
bernoulli_distribution(RealType p);
```

Constructs a [bernoulli distribution](#) with success_fraction p .

```
RealType success_fraction() const
```

Returns the *success_fraction* parameter of this distribution.

Non-member Accessors

All the [usual non-member accessor functions](#) that are generic to all distributions are supported: [Cumulative Distribution Function](#), [Probability Density Function](#), [Quantile](#), [Hazard Function](#), [Cumulative Hazard Function](#), [mean](#), [median](#), [mode](#), [variance](#), [standard deviation](#), [skewness](#), [kurtosis](#), [kurtosis_excess](#), [range](#) and [support](#).

The domain of the random variable is 0 and 1, and the useful supported range is only 0 or 1.

Outside this range, functions are undefined, or may throw `domain_error` exception and make an error message available.

Accuracy

The Bernoulli distribution is implemented with simple arithmetic operators and so should have errors within an epsilon or two.

Implementation

In the following table p is the probability of success and $q = 1-p$. k is the random variate, either 0 or 1.



Note

The Bernoulli distribution is implemented here as a *strict discrete* distribution. If a generalised version, allowing k to be any real, is required then the binomial distribution with a single trial should be used, for example:

```
binomial_distribution(1, 0.25)
```

Function	Implementation Notes
Supported range	{0, 1}
pdf	Using the relation: $\text{pdf} = 1 - p$ for $k = 0$, else p
cdf	Using the relation: $\text{cdf} = 1 - p$ for $k = 0$, else 1
cdf complement	$q = 1 - p$
quantile	if $x \leq (1-p)$ 0 else 1
quantile from the complement	if $x \leq (1-p)$ 1 else 0
mean	p
variance	$p * (1 - p)$
mode	if $(p < 0.5)$ 0 else 1
skewness	$(1 - 2 * p) / \sqrt{p * q}$
kurtosis	$6 * p * p - 6 * p + 1 / p * q$
kurtosis excess	kurtosis -3

References

- [Wikipedia Bernoulli distribution](#)
- [Weisstein, Eric W. "Bernoulli Distribution." From MathWorld--A Wolfram Web Resource.](#)

Beta Distribution

```
#include <boost/math/distributions/beta.hpp>
```

```

namespace boost{ namespace math{

    template <class RealType = double,
              class Policy    = policies::policy<> >
    class beta_distribution;

    // typedef beta_distribution<double> beta;
    // Note that this is deliberately NOT provided,
    // to avoid a clash with the function name beta.

    template <class RealType, class Policy>
    class beta_distribution
    {
    public:
        typedef RealType    value_type;
        typedef Policy      policy_type;
        // Constructor from two shape parameters, alpha & beta:
        beta_distribution(RealType a, RealType b);

        // Parameter accessors:
        RealType alpha() const;
        RealType beta() const;

        // Parameter estimators of alpha or beta from mean and variance.
        static RealType find_alpha(
            RealType mean, // Expected value of mean.
            RealType variance); // Expected value of variance.

        static RealType find_beta(
            RealType mean, // Expected value of mean.
            RealType variance); // Expected value of variance.

        // Parameter estimators from from
        // either alpha or beta, and x and probability.

        static RealType find_alpha(
            RealType beta, // from beta.
            RealType x, // x.
            RealType probability); // cdf

        static RealType find_beta(
            RealType alpha, // alpha.
            RealType x, // probability x.
            RealType probability); // probability cdf.
    };

}} // namespaces

```

The class type `beta_distribution` represents a [beta probability distribution function](#).

The [beta distribution](#) is used as a [prior distribution](#) for binomial proportions in [Bayesian analysis](#).

See also: [beta distribution](#) and [Bayesian statistics](#).

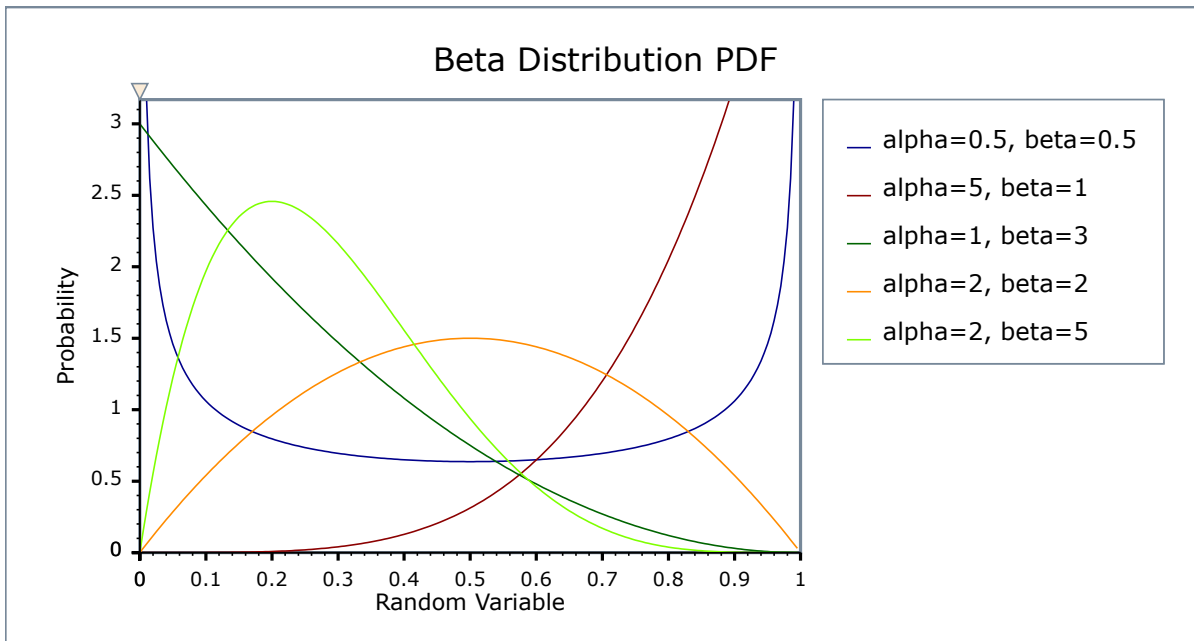
How the beta distribution is used for [Bayesian analysis of one parameter models](#) is discussed by Jeff Gynaviski.

The [probability density function PDF](#) for the [beta distribution](#) defined on the interval [0,1] is given by:

$$f(x;\alpha,\beta) = x^{\alpha-1} (1-x)^{\beta-1} / B(\alpha, \beta)$$

where $B(\alpha, \beta)$ is the [beta function](#), implemented in this library as [beta](#). Division by the beta function ensures that the pdf is normalized to the range zero to unity.

The following graph illustrates examples of the pdf for various values of the shape parameters. Note the $\alpha = \beta = 2$ (blue line) is dome-shaped, and might be approximated by a symmetrical triangular distribution.



If $\alpha = \beta = 1$, then it is a space **uniform distribution**, equal to unity in the entire interval $x = 0$ to 1 . If α space and β space are < 1 , then the pdf is U-shaped. If $\alpha \neq \beta$, then the shape is asymmetric and could be approximated by a triangle whose apex is away from the centre (where $x = \text{half}$).

Member Functions

Constructor

```
beta_distribution(RealType alpha, RealType beta);
```

Constructs a beta distribution with shape parameters *alpha* and *beta*.

Requires $\alpha, \beta > 0$, otherwise **domain_error** is called. Note that technically the beta distribution is defined for $\alpha, \beta \geq 0$, but it's not clear whether any program can actually make use of that latitude or how many of the non-member functions can be usefully defined in that case. Therefore for now, we regard it as an error if α or β is zero.

For example:

```
beta_distribution<> mybeta(2, 5);
```

Constructs a the beta distribution with $\alpha=2$ and $\beta=5$ (shown in yellow in the graph above).

Parameter Accessors

```
RealType alpha() const;
```

Returns the parameter *alpha* from which this distribution was constructed.

```
RealType beta() const;
```

Returns the parameter *beta* from which this distribution was constructed.

So for example:

```
beta_distribution<> mybeta(2, 5);
assert(mybeta.alpha() == 2.); // mybeta.alpha() returns 2
assert(mybeta.beta() == 5.); // mybeta.beta() returns 5
```

Parameter Estimators

Two pairs of parameter estimators are provided.

One estimates either α __space or β __space from presumed-known mean and variance.

The other pair estimates either α __space or β __space from the cdf and x.

It is also possible to estimate α __space and β __space from 'known' mode & quantile. For example, calculators are provided by the [Pooled Prevalence Calculator](#) and [Beta Buster](#) but this is not yet implemented here.

```
static RealType find_alpha(
    RealType mean, // Expected value of mean.
    RealType variance); // Expected value of variance.
```

Returns the unique value of α that corresponds to a beta distribution with mean *mean* and variance *variance*.

```
static RealType find_beta(
    RealType mean, // Expected value of mean.
    RealType variance); // Expected value of variance.
```

Returns the unique value of β that corresponds to a beta distribution with mean *mean* and variance *variance*.

```
static RealType find_alpha(
    RealType beta, // from beta.
    RealType x, // x.
    RealType probability); // probability cdf
```

Returns the value of α that gives: `cdf(beta_distribution<RealType>(alpha, beta), x) == probability`.

```
static RealType find_beta(
    RealType alpha, // alpha.
    RealType x, // probability x.
    RealType probability); // probability cdf.
```

Returns the value of β that gives: `cdf(beta_distribution<RealType>(alpha, beta), x) == probability`.

Non-member Accessor Functions

All the [usual non-member accessor functions](#) that are generic to all distributions are supported: [Cumulative Distribution Function](#), [Probability Density Function](#), [Quantile](#), [Hazard Function](#), [Cumulative Hazard Function](#), [mean](#), [median](#), [mode](#), [variance](#), [standard deviation](#), [skewness](#), [kurtosis](#), [kurtosis_excess](#), [range](#) and [support](#).

The formulae for calculating these are shown in the table below, and at [Wolfram Mathworld](#).

Applications

The beta distribution can be used to model events constrained to take place within an interval defined by a minimum and maximum value: so it is used in project management systems.

It is also widely used in [Bayesian statistical inference](#).

Related distributions

The beta distribution with both α and $\beta = 1$ follows a [uniform distribution](#).

The [triangular](#) is used when less precise information is available.

The [binomial distribution](#) is closely related when α and β are integers.

With integer values of α and β the distribution $B(i, j)$ is that of the j -th highest of a sample of $i + j + 1$ independent random variables uniformly distributed between 0 and 1. The cumulative probability from 0 to x is thus the probability that the j -th highest value is less than x . Or it is the probability that at least i of the random variables are less than x , a probability given by summing over the [Binomial Distribution](#) with its p parameter set to x .

Accuracy

This distribution is implemented using the [beta functions](#) `beta` and [incomplete beta functions](#) `ibeta` and `ibetac`; please refer to these functions for information on accuracy.

Implementation

In the following table a and b are the parameters α and β , x is the random variable, p is the probability and $q = 1 - p$.

Function	Implementation Notes
pdf	$f(x;\alpha,\beta) = x^{\alpha-1} (1-x)^{\beta-1} / B(\alpha, \beta)$ Implemented using ibeta_derivative(a, b, x) .
cdf	Using the incomplete beta function ibeta(a, b, x)
cdf complement	ibetac(a, b, x)
quantile	Using the inverse incomplete beta function ibeta_inv(a, b, p)
quantile from the complement	ibetac_inv(a, b, q)
mean	$a / (a+b)$
variance	$a * b / (a+b)^2 * (a + b + 1)$
mode	$(a-1) / (a + b - 2)$
skewness	$2 (b-a) \sqrt{a+b+1} / (a+b+2) * \sqrt{a * b}$
kurtosis excess	$6 \frac{\alpha^3 - \alpha^2(2\beta - 1) + \beta^2(\beta - 1) - 2\alpha\beta(\beta + 2)}{\alpha\beta(\alpha + \beta + 2)(\alpha + \beta + 3)}$
kurtosis	kurtosis + 3
parameter estimation	
alpha from mean and variance	$\text{mean} * ((\text{mean} * (1 - \text{mean})) / \text{variance}) - 1$
beta from mean and variance	$(1 - \text{mean}) * ((\text{mean} * (1 - \text{mean})) / \text{variance}) - 1$
The member functions <code>find_alpha</code> and <code>find_beta</code> from cdf and probability x and either alpha or beta	Implemented in terms of the inverse incomplete beta functions ibeta_inva , and ibeta_invb respectively.
<code>find_alpha</code>	<code>ibeta_inva(beta, x, probability)</code>
<code>find_beta</code>	<code>ibeta_invb(alpha, x, probability)</code>

References

[Wikipedia Beta distribution](#)

[NIST Exploratory Data Analysis](#)

[Wolfram MathWorld](#)

Binomial Distribution

```
#include <boost/math/distributions/binomial.hpp>

namespace boost{ namespace math{

template <class RealType = double,
          class Policy    = policies::policy<> >
class binomial_distribution;

typedef binomial_distribution<> binomial;

template <class RealType, class Policy>
class binomial_distribution
{
public:
    typedef RealType    value_type;
    typedef Policy      policy_type;

    static const unspecified-type clopper_pearson_exact_interval;
    static const unspecified-type jeffreys_prior_interval;

    // construct:
    binomial_distribution(RealType n, RealType p);

    // parameter access::
    RealType success_fraction() const;
    RealType trials() const;

    // Bounds on success fraction:
    static RealType find_lower_bound_on_p(
        RealType trials,
        RealType successes,
        RealType probability,
        unspecified-type method = clopper_pearson_exact_interval);
    static RealType find_upper_bound_on_p(
        RealType trials,
        RealType successes,
        RealType probability,
        unspecified-type method = clopper_pearson_exact_interval);

    // estimate min/max number of trials:
    static RealType find_minimum_number_of_trials(
        RealType k,      // number of events
        RealType p,      // success fraction
        RealType alpha); // risk level

    static RealType find_maximum_number_of_trials(
        RealType k,      // number of events
        RealType p,      // success fraction
        RealType alpha); // risk level
};

}} // namespaces
```

The class type `binomial_distribution` represents a [binomial distribution](#): it is used when there are exactly two mutually exclusive outcomes of a trial. These outcomes are labelled "success" and "failure". The [Binomial Distribution](#) is used to obtain the probability of observing k successes in N trials, with the probability of success on a single trial denoted by p . The binomial distribution assumes that p is fixed for all trials.



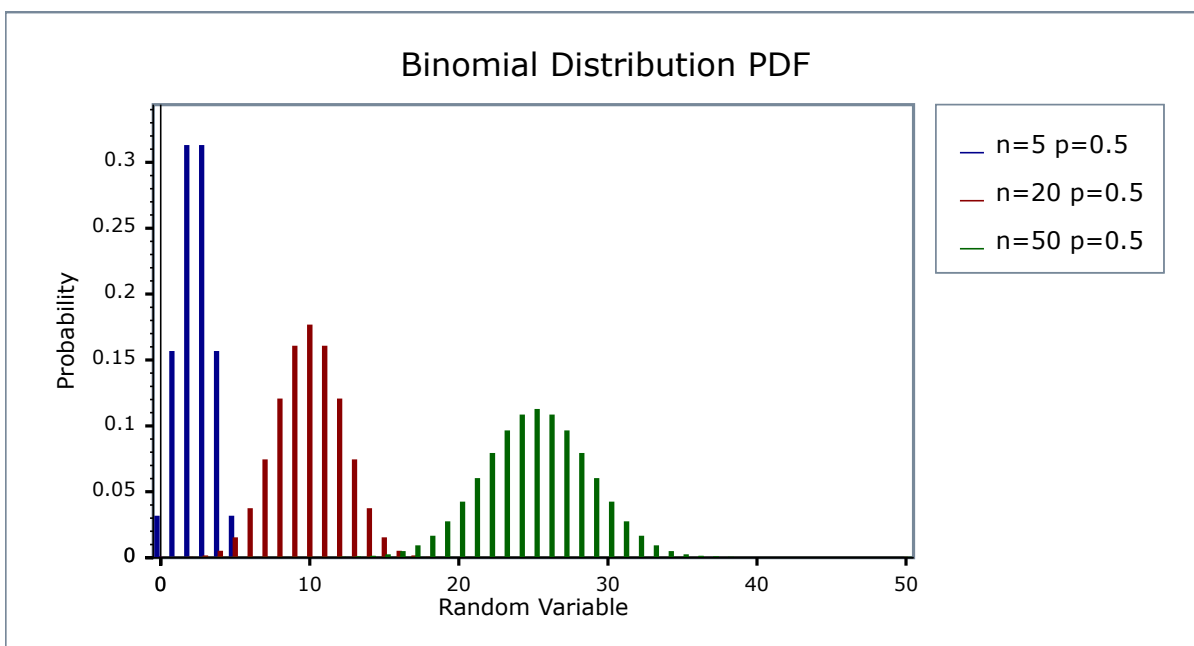
Note

The random variable for the binomial distribution is the number of successes, (the number of trials is a fixed property of the distribution) whereas for the negative binomial, the random variable is the number of trials, for a fixed number of successes.

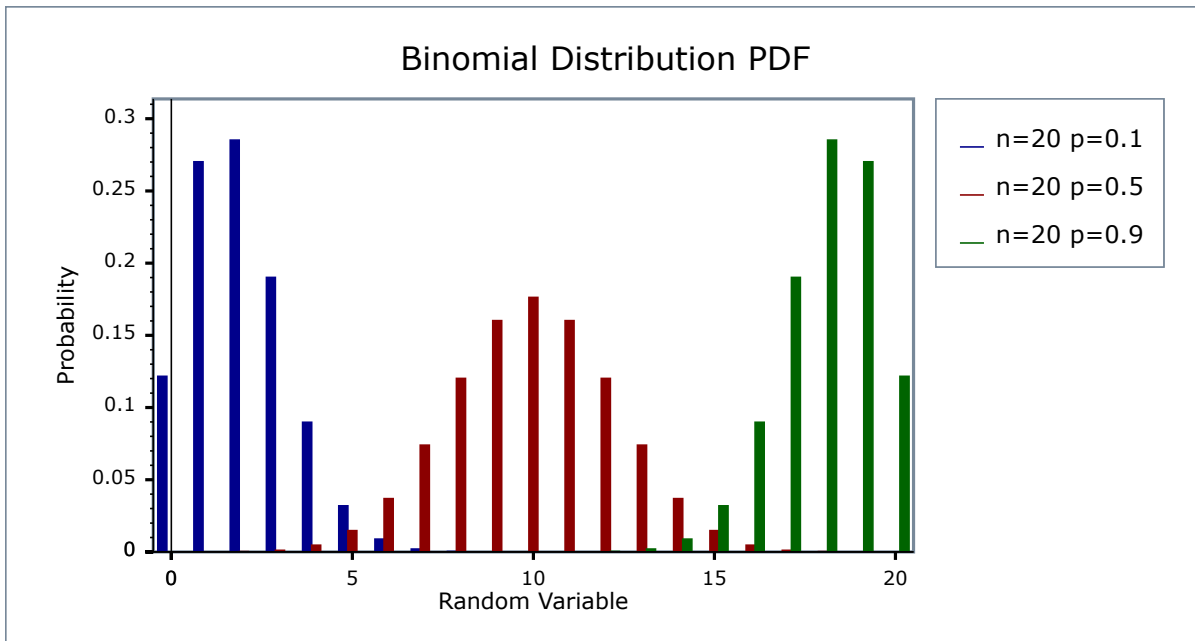
The PDF for the binomial distribution is given by:

$$\begin{aligned} f(k; n, p) &= {}_nC_k p^k (1-p)^{n-k} \\ &= \frac{n!}{k!(n-k)!} p^k (1-p)^{n-k} \end{aligned}$$

The following two graphs illustrate how the PDF changes depending upon the distributions parameters, first we'll keep the success fraction p fixed at 0.5, and vary the sample size:



Alternatively, we can keep the sample size fixed at $N=20$ and vary the success fraction p :



Caution

The Binomial distribution is a discrete distribution: internally, functions like the `cdf` and `pdf` are treated "as if" they are continuous functions, but in reality the results returned from these functions only have meaning if an integer value is provided for the random variate argument.

The quantile function will by default return an integer result that has been *rounded outwards*. That is to say lower quantiles (where the probability is less than 0.5) are rounded downward, and upper quantiles (where the probability is greater than 0.5) are rounded upwards. This behaviour ensures that if an X% quantile is requested, then *at least* the requested coverage will be present in the central region, and *no more than* the requested coverage will be present in the tails.

This behaviour can be changed so that the quantile functions are rounded differently, or even return a real-valued result using [Policies](#). It is strongly recommended that you read the tutorial [Understanding Quantiles of Discrete Distributions](#) before using the quantile function on the Binomial distribution. The [reference docs](#) describe how to change the rounding policy for these distributions.

Member Functions

Construct

```
binomial_distribution(RealType n, RealType p);
```

Constructor: n is the total number of trials, p is the probability of success of a single trial.

Requires $0 \leq p \leq 1$, and $n \geq 0$, otherwise calls [domain_error](#).

Accessors

```
RealType success_fraction() const;
```

Returns the parameter p from which this distribution was constructed.

```
RealType trials() const;
```

Returns the parameter n from which this distribution was constructed.

Lower Bound on the Success Fraction

```
static RealType find_lower_bound_on_p(
    RealType trials,
    RealType successes,
    RealType alpha,
    unspecified-type method = clopper_pearson_exact_interval);
```

Returns a lower bound on the success fraction:

trials The total number of trials conducted.

successes The number of successes that occurred.

alpha The largest acceptable probability that the true value of the success fraction is **less than** the value returned.

method An optional parameter that specifies the method to be used to compute the interval (See below).

For example, if you observe k successes from n trials the best estimate for the success fraction is simply k/n , but if you want to be 95% sure that the true value is **greater than** some value, p_{min} , then:

```
p_min = binomial_distribution<RealType>::find_lower_bound_on_p(
        n, k, 0.05);
```

[See worked example.](#)

There are currently two possible values available for the *method* optional parameter: *clopper_pearson_exact_interval* or *jeffreys_prior_interval*. These constants are both members of class template *binomial_distribution*, so usage is for example:

```
p = binomial_distribution<RealType>::find_lower_bound_on_p(
    n, k, 0.05, binomial_distribution<RealType>::jeffreys_prior_interval);
```

The default method if this parameter is not specified is the Clopper Pearson "exact" interval. This produces an interval that guarantees at least $100(1-\alpha)\%$ coverage, but which is known to be overly conservative, sometimes producing intervals with much greater than the requested coverage.

The alternative calculation method produces a non-informative Jeffreys Prior interval. It produces $100(1-\alpha)\%$ coverage only *in the average case*, though is typically very close to the requested coverage level. It is one of the main methods of calculation recommended in the review by Brown, Cai and DasGupta.

Please note that the "textbook" calculation method using a normal approximation (the Wald interval) is deliberately not provided: it is known to produce consistently poor results, even when the sample size is surprisingly large. Refer to Brown, Cai and DasGupta for a full explanation. Many other methods of calculation are available, and may be more appropriate for specific situations. Unfortunately there appears to be no consensus amongst statisticians as to which is "best": refer to the discussion at the end of Brown, Cai and DasGupta for examples.

The two methods provided here were chosen principally because they can be used for both one and two sided intervals. See also:

Lawrence D. Brown, T. Tony Cai and Anirban DasGupta (2001), Interval Estimation for a Binomial Proportion, *Statistical Science*, Vol. 16, No. 2, 101-133.

T. Tony Cai (2005), One-sided confidence intervals in discrete distributions, *Journal of Statistical Planning and Inference* 131, 63-88.

Agresti, A. and Coull, B. A. (1998). Approximate is better than "exact" for interval estimation of binomial proportions. *Amer. Statist.* 52 119-126.

Clopper, C. J. and Pearson, E. S. (1934). The use of confidence or fiducial limits illustrated in the case of the binomial. *Biometrika* 26 404-413.

Upper Bound on the Success Fraction

```
static RealType find_upper_bound_on_p(
    RealType trials,
    RealType successes,
    RealType alpha,
    unspecified-type method = clopper_pearson_exact_interval);
```

Returns an upper bound on the success fraction:

trials	The total number of trials conducted.
successes	The number of successes that occurred.
alpha	The largest acceptable probability that the true value of the success fraction is greater than the value returned.
method	An optional parameter that specifies the method to be used to compute the interval. Refer to the documentation for <code>find_upper_bound_on_p</code> above for the meaning of the method options.

For example, if you observe k successes from n trials the best estimate for the success fraction is simply k/n , but if you want to be 95% sure that the true value is **less than** some value, p_{max} , then:

```
p_max = binomial_distribution<RealType>::find_upper_bound_on_p(
    n, k, 0.05);
```

[See worked example.](#)



Note

In order to obtain a two sided bound on the success fraction, you call both `find_lower_bound_on_p` **and** `find_upper_bound_on_p` each with the same arguments.

If the desired risk level that the true success fraction lies outside the bounds is α , then you pass $\alpha/2$ to these functions.

So for example a two sided 95% confidence interval would be obtained by passing $\alpha = 0.025$ to each of the functions.

[See worked example.](#)

Estimating the Number of Trials Required for a Certain Number of Successes

```
static RealType find_minimum_number_of_trials(
    RealType k,      // number of events
    RealType p,      // success fraction
    RealType alpha); // probability threshold
```

This function estimates the minimum number of trials required to ensure that more than k events is observed with a level of risk α that k or fewer events occur.

k	The number of success observed.
p	The probability of success for each trial.
alpha	The maximum acceptable probability that k events or fewer will be observed.

For example:

```
binomial_distribution<RealType>::find_number_of_trials(10, 0.5, 0.05);
```

Returns the smallest number of trials we must conduct to be 95% sure of seeing 10 events that occur with frequency one half.

Estimating the Maximum Number of Trials to Ensure no more than a Certain Number of Successes

```
static RealType find_maximum_number_of_trials(  
    RealType k,      // number of events  
    RealType p,      // success fraction  
    RealType alpha); // probability threshold
```

This function estimates the maximum number of trials we can conduct to ensure that k successes or fewer are observed, with a risk α that more than k occur.

k The number of success observed.

p The probability of success for each trial.

α The maximum acceptable probability that more than k events will be observed.

For example:

```
binomial_distribution<RealType>::find_maximum_number_of_trials(0, 1e-6, 0.05);
```

Returns the largest number of trials we can conduct and still be 95% certain of not observing any events that occur with one in a million frequency. This is typically used in failure analysis.

[See Worked Example.](#)

Non-member Accessors

All the [usual non-member accessor functions](#) that are generic to all distributions are supported: [Cumulative Distribution Function](#), [Probability Density Function](#), [Quantile](#), [Hazard Function](#), [Cumulative Hazard Function](#), [mean](#), [median](#), [mode](#), [variance](#), [standard deviation](#), [skewness](#), [kurtosis](#), [kurtosis_excess](#), [range](#) and [support](#).

The domain for the random variable k is $0 \leq k \leq N$, otherwise a [domain_error](#) is returned.

It's worth taking a moment to define what these accessors actually mean in the context of this distribution:

Table 13. Meaning of the non-member accessors

Function	Meaning
Probability Density Function	The probability of obtaining exactly k successes from n trials with success fraction p. For example: <code>pdf(binomial(n, p), k)</code>
Cumulative Distribution Function	The probability of obtaining k successes or fewer from n trials with success fraction p. For example: <code>cdf(binomial(n, p), k)</code>
Complement of the Cumulative Distribution Function	The probability of obtaining more than k successes from n trials with success fraction p. For example: <code>cdf(complement(binomial(n, p), k))</code>
Quantile	The greatest number of successes that may be observed from n trials with success fraction p, at probability P. Note that the value returned is a real-number, and not an integer. Depending on the use case you may want to take either the floor or ceiling of the result. For example: <code>quantile(binomial(n, p), P)</code>
Quantile from the complement of the probability	The smallest number of successes that may be observed from n trials with success fraction p, at probability P. Note that the value returned is a real-number, and not an integer. Depending on the use case you may want to take either the floor or ceiling of the result. For example: <code>quantile(complement(binomial(n, p), P))</code>

Examples

Various [worked examples](#) are available illustrating the use of the binomial distribution.

Accuracy

This distribution is implemented using the incomplete beta functions [ibeta](#) and [ibetac](#), please refer to these functions for information on accuracy.

Implementation

In the following table p is the probability that one trial will be successful (the success fraction), n is the number of trials, k is the number of successes, p is the probability and $q = 1-p$.

Function	Implementation Notes
pdf	<p>Implementation is in terms of ibeta_derivative: if ${}_nC_k$ is the binomial coefficient of a and b, then we have:</p> $ \begin{aligned} f(k; n, p) &= {}_nC_k p^k (1-p)^{n-k} \\ &= \frac{n!}{k!(n-k)!} p^k (1-p)^{n-k} \\ &= \frac{\Gamma(n+1)}{\Gamma(k+1)\Gamma(n-k+1)} p^k (1-p)^{n-k} \\ &= \frac{p^k (1-p)^{n-k}}{B(k+1, n-k+1)(n+1)} \end{aligned} $ <p>Which can be evaluated as <code>ibeta_derivative(k+1, n-k+1, p) / (n+1)</code></p> <p>The function ibeta_derivative is used here, since it has already been optimised for the lowest possible error - indeed this is really just a thin wrapper around part of the internals of the incomplete beta function.</p> <p>There are also various special cases: refer to the code for details.</p>
cdf	<p>Using the relation:</p> <pre> p = I[sub 1-p](n - k, k + 1) = 1 - I[sub p](k + 1, n - k) = ibetac(k + 1, n - k, p) </pre> <p>There are also various special cases: refer to the code for details.</p>
cdf complement	<p>Using the relation: $q = \text{ibeta}(k+1, n-k, p)$</p> <p>There are also various special cases: refer to the code for details.</p>
quantile	<p>Since the cdf is non-linear in variate k none of the inverse incomplete beta functions can be used here. Instead the quantile is found numerically using a derivative free method (TOMS Algorithm 748).</p>
quantile from the complement	<p>Found numerically as above.</p>
mean	$p * n$
variance	$p * n * (1-p)$
mode	<code>floor(p * (n + 1))</code>
skewness	$(1 - 2 * p) / \text{sqrt}(n * p * (1 - p))$
kurtosis	$3 - (6 / n) + (1 / (n * p * (1 - p)))$
kurtosis excess	$(1 - 6 * p * q) / (n * p * q)$

Function	Implementation Notes
parameter estimation	The member functions <code>find_upper_bound_on_p</code> , <code>find_lower_bound_on_p</code> and <code>find_number_of_trials</code> are implemented in terms of the inverse incomplete beta functions ibetac_inv , ibeta_inv , and ibetac_invb respectively

References

- [Weisstein, Eric W. "Binomial Distribution." From MathWorld--A Wolfram Web Resource.](#)
- [Wikipedia binomial distribution.](#)
- [NIST Exploratory Data Analysis.](#)

Cauchy-Lorentz Distribution

```
#include <boost/math/distributions/cauchy.hpp>
```

```
template <class RealType = double,
          class Policy    = policies::policy<> >
class cauchy_distribution;

typedef cauchy_distribution<> cauchy;

template <class RealType, class Policy>
class cauchy_distribution
{
public:
    typedef RealType    value_type;
    typedef Policy      policy_type;

    cauchy_distribution(RealType location = 0, RealType scale = 1);

    RealType location() const;
    RealType scale()   const;
};
```

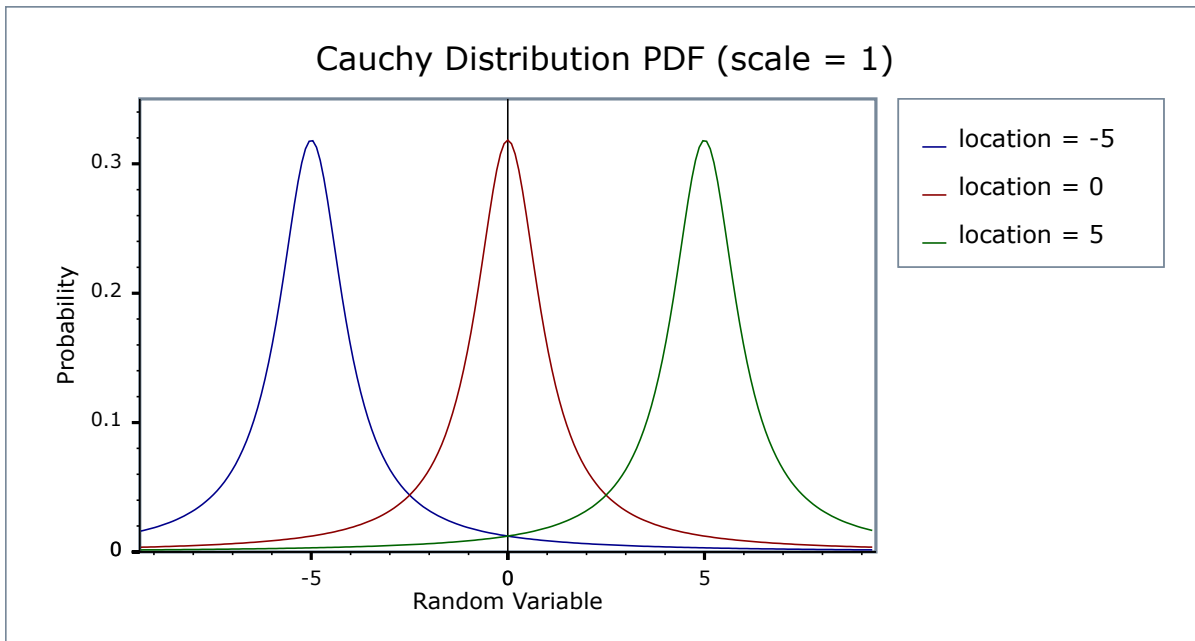
The [Cauchy-Lorentz distribution](#) is named after Augustin Cauchy and Hendrik Lorentz. It is a [continuous probability distribution](#) with [probability distribution function PDF](#) given by:

$$f(x; x_0, \gamma) = \frac{1}{\pi} \left(\frac{\gamma}{(x - x_0)^2 + \gamma^2} \right)$$

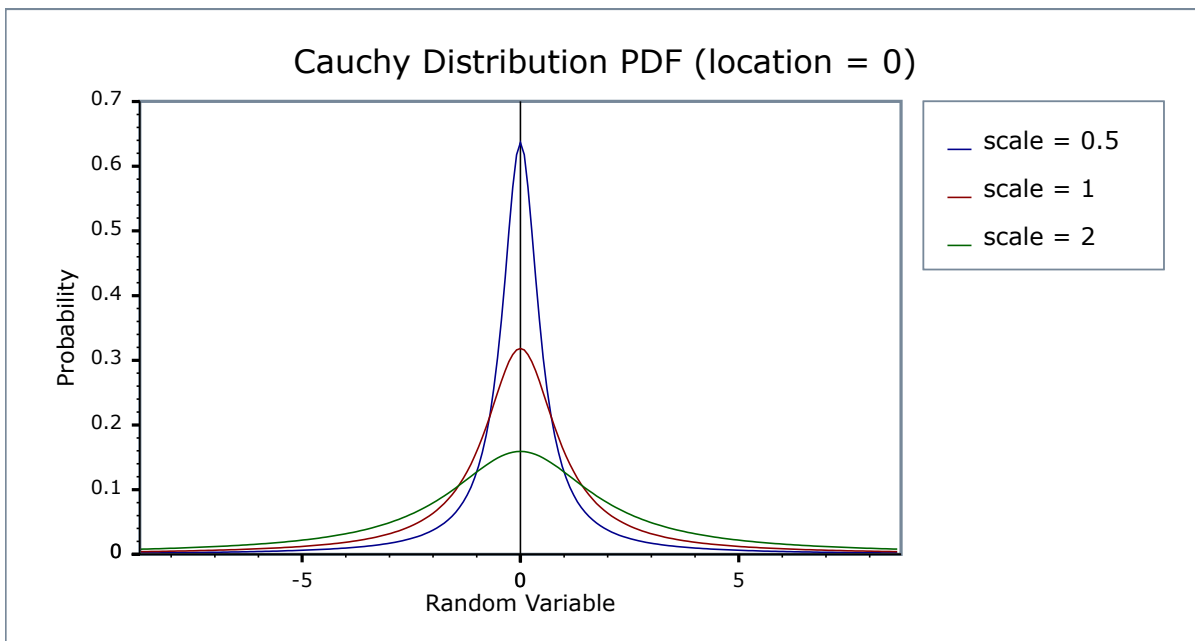
The location parameter x_0 is the location of the peak of the distribution (the mode of the distribution), while the scale parameter γ specifies half the width of the PDF at half the maximum height. If the location is zero, and the scale 1, then the result is a standard Cauchy distribution.

The distribution is important in physics as it is the solution to the differential equation describing forced resonance, while in spectroscopy it is the description of the line shape of spectral lines.

The following graph shows how the distributions moves as the location parameter changes:



While the following graph shows how the shape (scale) parameter alters the distribution:



Member Functions

```
cauchy_distribution(RealType location = 0, RealType scale = 1);
```

Constructs a Cauchy distribution, with location parameter *location* and scale parameter *scale*. When these parameters take their default values (location = 0, scale = 1) then the result is a Standard Cauchy Distribution.

Requires $scale > 0$, otherwise calls `domain_error`.

```
RealType location() const;
```

Returns the location parameter of the distribution.

```
RealType scale()const;
```

Returns the scale parameter of the distribution.

Non-member Accessors

All the [usual non-member accessor functions](#) that are generic to all distributions are supported: [Cumulative Distribution Function](#), [Probability Density Function](#), [Quantile](#), [Hazard Function](#), [Cumulative Hazard Function](#), [mean](#), [median](#), [mode](#), [variance](#), [standard deviation](#), [skewness](#), [kurtosis](#), [kurtosis_excess](#), [range](#) and [support](#).

Note however that the Cauchy distribution does not have a mean, standard deviation, etc. See [mathematically undefined function](#) to control whether these should fail to compile with a `BOOST_STATIC_ASSERTION_FAILURE`, which is the default.

Alternately, the functions [mean](#), [standard deviation](#), [variance](#), [skewness](#), [kurtosis](#) and [kurtosis_excess](#) will all return a `domain_error` if called.

The domain of the random variable is $[-[\text{max_value}], +[\text{min_value}]]$.

Accuracy

The Cauchy distribution is implemented in terms of the standard library `tan` and `atan` functions, and as such should have very low error rates.

Implementation

In the following table x_0 is the location parameter of the distribution, γ is its scale parameter, x is the random variate, p is the probability and $q = 1-p$.

Function	Implementation Notes
pdf	Using the relation: $\text{pdf} = 1 / (\pi * \gamma * (1 + ((x - x_0) / \gamma)^2))$
cdf and its complement	<p>The cdf is normally given by:</p> $p = 0.5 + \text{atan}(x) / \pi$ <p>But that suffers from cancellation error as $x \rightarrow -\infty$. So recall that for $x < 0$:</p> $\text{atan}(x) = -\pi/2 - \text{atan}(1/x)$ <p>Substituting into the above we get:</p> $p = -\text{atan}(1/x) ; x < 0$ <p>So the procedure is to calculate the cdf for $-fabs(x)$ using the above formula. Note that to factor in the location and scale parameters you must substitute $(x - x_0) / \gamma$ for x in the above.</p> <p>This procedure yields the smaller of p and q, so the result may need subtracting from 1 depending on whether we want the complement or not, and whether x is less than x_0 or not.</p>
quantile	<p>The same procedure is used irrespective of whether we're starting from the probability or its complement. First the argument p is reduced to the range $[-0.5, 0.5]$, then the relation</p> $x = x_0 \pm \gamma / \tan(\pi * p)$ <p>is used to obtain the result. Whether we're adding or subtracting from x_0 is determined by whether we're starting from the complement or not.</p>
mode	The location parameter.

References

- [Cauchy-Lorentz distribution](#)
- [NIST Exploratory Data Analysis](#)
- [Weisstein, Eric W. "Cauchy Distribution." From MathWorld--A Wolfram Web Resource.](#)

Chi Squared Distribution

```
#include <boost/math/distributions/chi_squared.hpp>
```

```

namespace boost{ namespace math{

template <class RealType = double,
          class Policy    = policies::policy<> >
class chi_squared_distribution;

typedef chi_squared_distribution<> chi_squared;

template <class RealType, class Policy>
class chi_squared_distribution
{
public:
    typedef RealType    value_type;
    typedef Policy      policy_type;

    // Constructor:
    chi_squared_distribution(RealType i);

    // Accessor to parameter:
    RealType degrees_of_freedom() const;

    // Parameter estimation:
    static RealType find_degrees_of_freedom(
        RealType difference_from_mean,
        RealType alpha,
        RealType beta,
        RealType sd,
        RealType hint = 100);
};

}} // namespaces

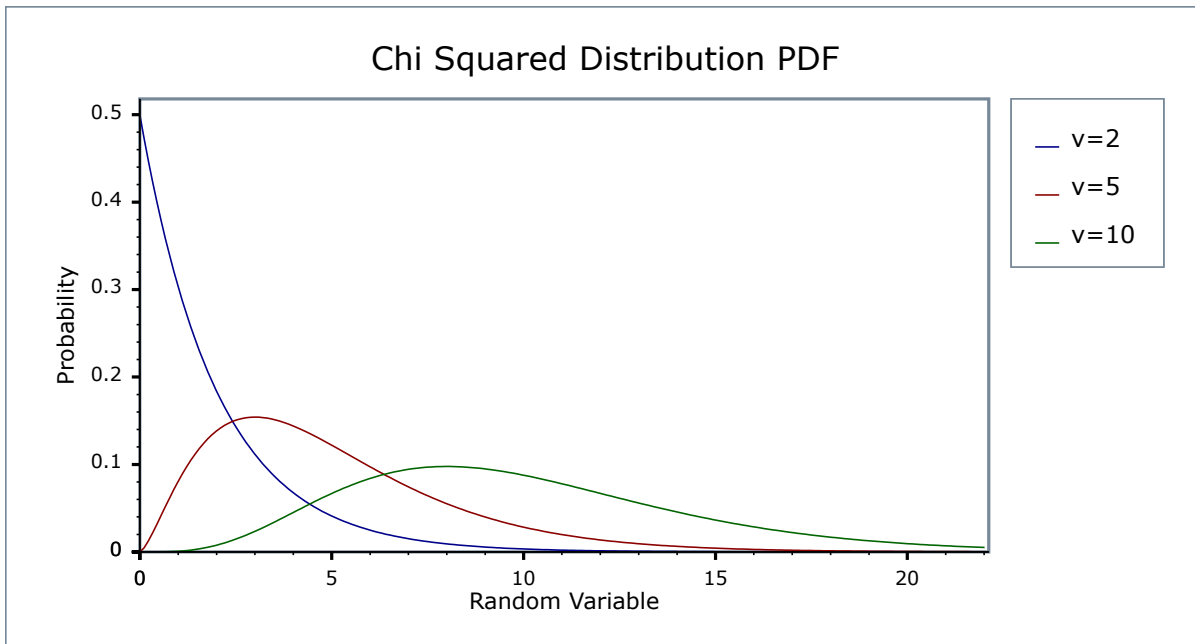
```

The Chi-Squared distribution is one of the most widely used distributions in statistical tests. If χ_i are v independent, normally distributed random variables with means μ_i and variances σ_i^2 , then the random variable:

$$Q = \sum_{i=1}^v \left(\frac{\chi_i - \mu_i}{\sigma_i} \right)^2$$

is distributed according to the Chi-Squared distribution.

The Chi-Squared distribution is a special case of the gamma distribution and has a single parameter v that specifies the number of degrees of freedom. The following graph illustrates how the distribution changes for different values of v :



Member Functions

```
chi_squared_distribution(RealType v);
```

Constructs a Chi-Squared distribution with ν degrees of freedom.

Requires $\nu > 0$, otherwise calls `domain_error`.

```
RealType degrees_of_freedom() const;
```

Returns the parameter ν from which this object was constructed.

```
static RealType find_degrees_of_freedom(
    RealType difference_from_variance,
    RealType alpha,
    RealType beta,
    RealType variance,
    RealType hint = 100);
```

Estimates the sample size required to detect a difference from a nominal variance in a Chi-Squared test for equal standard deviations.

difference_from_variance	The difference from the assumed nominal variance that is to be detected: Note that the sign of this value is critical, see below.
alpha	The maximum acceptable risk of rejecting the null hypothesis when it is in fact true.
beta	The maximum acceptable risk of falsely failing to reject the null hypothesis.
variance	The nominal variance being tested against.
hint	An optional hint on where to start looking for a result: the current sample size would be a good choice.

Note that this calculation works with *variances* and not *standard deviations*.

The sign of the parameter *difference_from_variance* is important: the Chi Squared distribution is asymmetric, and the caller must decide in advance whether they are testing for a variance greater than a nominal value (positive *difference_from_variance*) or testing for a variance less than a nominal value (negative *difference_from_variance*). If the latter, then obviously it is a requirement that $\text{variance} + \text{difference_from_variance} > 0$, since no sample can have a negative variance!

This procedure uses the method in Diamond, W. J. (1989). Practical Experiment Designs, Van-Nostrand Reinhold, New York.

See also section on Sample sizes required in [the NIST Engineering Statistics Handbook, Section 7.2.3.2](#).

Non-member Accessors

All the [usual non-member accessor functions](#) that are generic to all distributions are supported: [Cumulative Distribution Function](#), [Probability Density Function](#), [Quantile](#), [Hazard Function](#), [Cumulative Hazard Function](#), [mean](#), [median](#), [mode](#), [variance](#), [standard deviation](#), [skewness](#), [kurtosis](#), [kurtosis_excess](#), [range](#) and [support](#).

(We have followed the usual restriction of the mode to degrees of freedom ≥ 2 , but note that the maximum of the pdf is actually zero for degrees of freedom from 2 down to 0, and provide an extended definition that would avoid a discontinuity in the mode as alternative code in a comment).

The domain of the random variable is $[0, +\infty]$.

Examples

Various [worked examples](#) are available illustrating the use of the Chi Squared Distribution.

Accuracy

The Chi-Squared distribution is implemented in terms of the [incomplete gamma functions](#): please refer to the accuracy data for those functions.

Implementation

In the following table ν is the number of degrees of freedom of the distribution, x is the random variate, p is the probability, and $q = 1-p$.

Function	Implementation Notes
pdf	Using the relation: $\text{pdf} = \text{gamma_p_derivative}(\nu / 2, x / 2) / 2$
cdf	Using the relation: $p = \text{gamma_p}(\nu / 2, x / 2)$
cdf complement	Using the relation: $q = \text{gamma_q}(\nu / 2, x / 2)$
quantile	Using the relation: $x = 2 * \text{gamma_p_inv}(\nu / 2, p)$
quantile from the complement	Using the relation: $x = 2 * \text{gamma_q_inv}(\nu / 2, p)$
mean	ν
variance	2ν
mode	$\nu - 2$ (if $\nu \geq 2$)
skewness	$2 * \text{sqrt}(2 / \nu) == \text{sqrt}(8 / \nu)$
kurtosis	$3 + 12 / \nu$
kurtosis excess	$12 / \nu$

References

- [NIST Exploratory Data Analysis](#)
- [Chi-square distribution](#)
- [Weisstein, Eric W. "Chi-Squared Distribution." From MathWorld--A Wolfram Web Resource.](#)

Exponential Distribution

```
#include <boost/math/distributions/exponential.hpp>
```

```
template <class RealType = double,
          class Policy    = policies::policy<> >
class exponential_distribution;

typedef exponential_distribution<> exponential;

template <class RealType, class Policy>
class exponential_distribution
{
public:
    typedef RealType value_type;
    typedef Policy    policy_type;

    exponential_distribution(RealType lambda = 1);

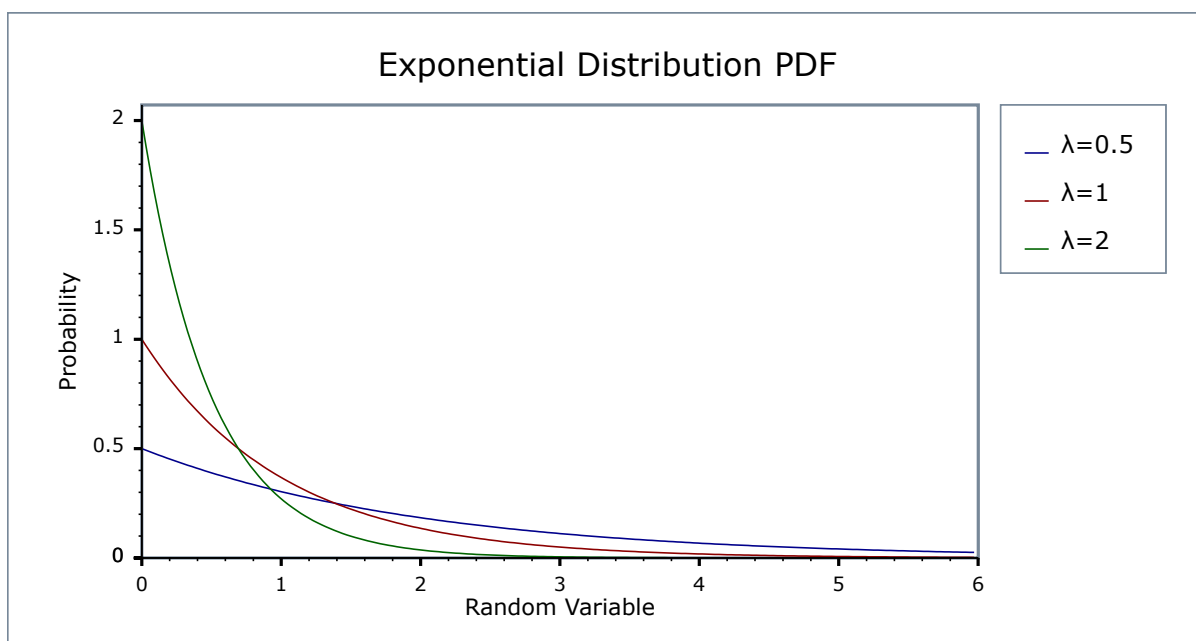
    RealType lambda() const;
};
```

The [exponential distribution](#) is a [continuous probability distribution](#) with PDF:

$$f(x) = \lambda e^{-\lambda x}$$

It is often used to model the time between independent events that happen at a constant average rate.

The following graph shows how the distribution changes for different values of the rate parameter lambda:



Member Functions

```
exponential_distribution(RealType lambda = 1);
```

Constructs an [Exponential distribution](#) with parameter *lambda*. Lambda is defined as the reciprocal of the scale parameter.

Requires $\lambda > 0$, otherwise calls [domain_error](#).

```
RealType lambda() const;
```

Accessor function returns the lambda parameter of the distribution.

Non-member Accessors

All the [usual non-member accessor functions](#) that are generic to all distributions are supported: [Cumulative Distribution Function](#), [Probability Density Function](#), [Quantile](#), [Hazard Function](#), [Cumulative Hazard Function](#), [mean](#), [median](#), [mode](#), [variance](#), [standard deviation](#), [skewness](#), [kurtosis](#), [kurtosis_excess](#), [range](#) and [support](#).

The domain of the random variable is $[0, +\infty]$.

Accuracy

The exponential distribution is implemented in terms of the standard library functions `exp`, `log`, `log1p` and `expm1` and as such should have very low error rates.

Implementation

In the following table λ is the parameter lambda of the distribution, x is the random variate, p is the probability and $q = 1-p$.

Function	Implementation Notes
pdf	Using the relation: $\text{pdf} = \lambda * \exp(-\lambda * x)$
cdf	Using the relation: $p = 1 - \exp(-x * \lambda) = -\text{expm1}(-x * \lambda)$
cdf complement	Using the relation: $q = \exp(-x * \lambda)$
quantile	Using the relation: $x = -\log(1-p) / \lambda = -\log1p(-p) / \lambda$
quantile from the complement	Using the relation: $x = -\log(q) / \lambda$
mean	$1/\lambda$
standard deviation	$1/\lambda$
mode	0
skewness	2
kurtosis	9
kurtosis excess	6

references

- [Weisstein, Eric W. "Exponential Distribution." From MathWorld--A Wolfram Web Resource](#)

- [Wolfram Mathematica calculator](#)
- [NIST Exploratory Data Analysis](#)
- [Wikipedia Exponential distribution](#)

(See also the reference documentation for the related [Extreme Distributions](#).)

- [Extreme Value Distributions, Theory and Applications Samuel Kotz & Saralees Nadarajah](#) discuss the relationship of the types of extreme value distributions.

Extreme Value Distribution

```
#include <boost/math/distributions/extreme.hpp>
```

```
template <class RealType = double,
          class Policy    = policies::policy<> >
class extreme_value_distribution;

typedef extreme_value_distribution<> extreme_value;

template <class RealType, class Policy>
class extreme_value_distribution
{
public:
    typedef RealType value_type;

    extreme_value_distribution(RealType location = 0, RealType scale = 1);

    RealType scale() const;
    RealType location() const;
};
```

There are various [extreme value distributions](#) : this implementation represents the maximum case, and is variously known as a Fisher-Tippett distribution, a log-Weibull distribution or a Gumbel distribution.

Extreme value theory is important for assessing risk for highly unusual events, such as 100-year floods.

More information can be found on the [NIST](#), [Wikipedia](#), [Mathworld](#), and [Extreme value theory](#) websites.

The relationship of the types of extreme value distributions, of which this is but one, is discussed by [Extreme Value Distributions, Theory and Applications Samuel Kotz & Saralees Nadarajah](#).

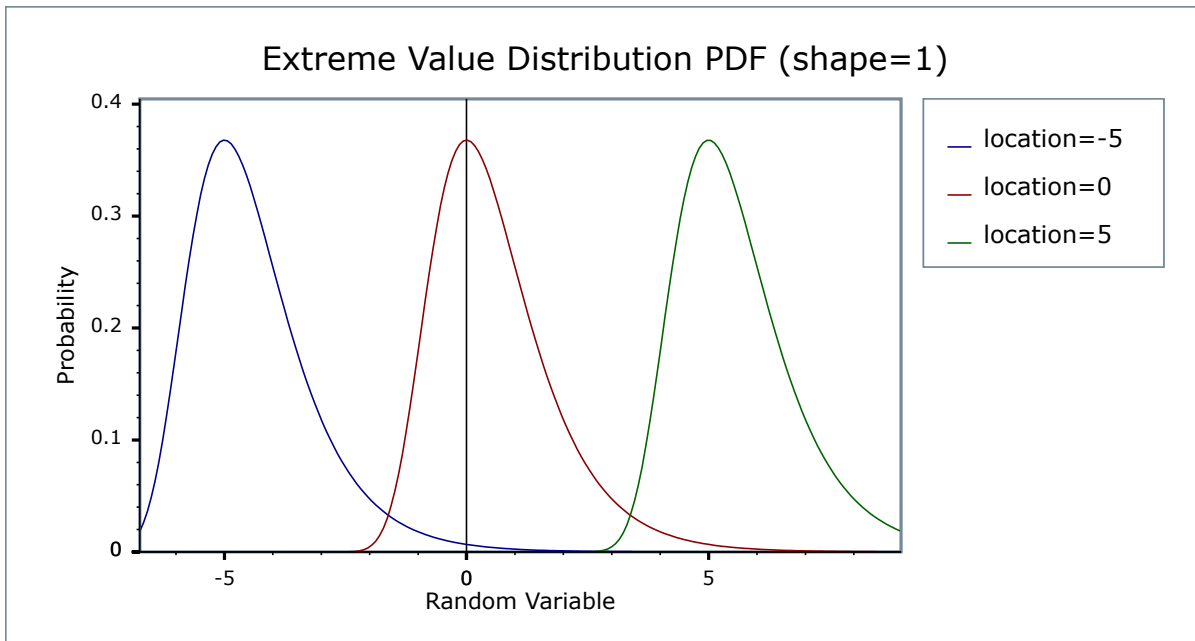
The distribution has a PDF given by:

$$f(x) = (1/\text{scale}) e^{-(x-\text{location})/\text{scale}} e^{-e^{-(x-\text{location})/\text{scale}}}$$

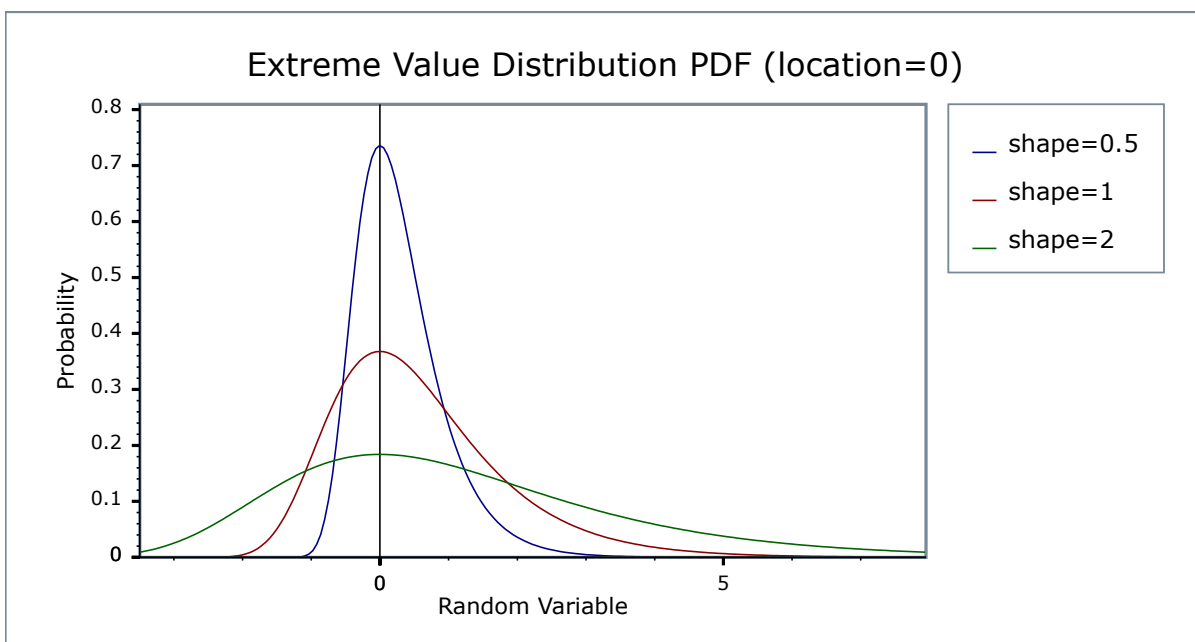
Which in the standard case (scale = 1, location = 0) reduces to:

$$f(x) = e^{-x} e^{-e^{-x}}$$

The following graph illustrates how the PDF varies with the location parameter:



And this graph illustrates how the PDF varies with the shape parameter:



Member Functions

```
extreme_value_distribution(RealType location = 0, RealType scale = 1);
```

Constructs an Extreme Value distribution with the specified location and scale parameters.

Requires `scale > 0`, otherwise calls `domain_error`.

```
RealType location() const;
```

Returns the location parameter of the distribution.

```
RealType scale()const;
```

Returns the scale parameter of the distribution.

Non-member Accessors

All the [usual non-member accessor functions](#) that are generic to all distributions are supported: [Cumulative Distribution Function](#), [Probability Density Function](#), [Quantile](#), [Hazard Function](#), [Cumulative Hazard Function](#), [mean](#), [median](#), [mode](#), [variance](#), [standard deviation](#), [skewness](#), [kurtosis](#), [kurtosis_excess](#), [range](#) and [support](#).

The domain of the random parameter is $[-\infty, +\infty]$.

Accuracy

The extreme value distribution is implemented in terms of the standard library `exp` and `log` functions and as such should have very low error rates.

Implementation

In the following table: a is the location parameter, b is the scale parameter, x is the random variate, p is the probability and $q = 1-p$.

Function	Implementation Notes
pdf	Using the relation: $\text{pdf} = \exp((a-x)/b) * \exp(-\exp((a-x)/b)) / b$
cdf	Using the relation: $p = \exp(-\exp((a-x)/b))$
cdf complement	Using the relation: $q = -\text{expl}(-\exp((a-x)/b))$
quantile	Using the relation: $a - \log(-\log(p)) * b$
quantile from the complement	Using the relation: $a - \log(-\log(1-p(-q))) * b$
mean	$a + \text{Euler-Mascheroni-constant} * b$
standard deviation	$\pi * b / \sqrt{6}$
mode	The same as the location parameter a .
skewness	$12 * \sqrt{6} * \zeta(3) / \pi^3$
kurtosis	$27 / 5$
kurtosis excess	$\text{kurtosis} - 3$ or $12 / 5$

F Distribution

```
#include <boost/math/distributions/fisher_f.hpp>
```

```

namespace boost{ namespace math{

template <class RealType = double,
          class Policy    = policies::policy<> >
class fisher_f_distribution;

typedef fisher_f_distribution<> fisher_f;

template <class RealType, class Policy>
class fisher_f_distribution
{
public:
    typedef RealType value_type;

    // Construct:
    fisher_f_distribution(const RealType& i, const RealType& j);

    // Accessors:
    RealType degrees_of_freedom1()const;
    RealType degrees_of_freedom2()const;
};

}} //namespaces

```

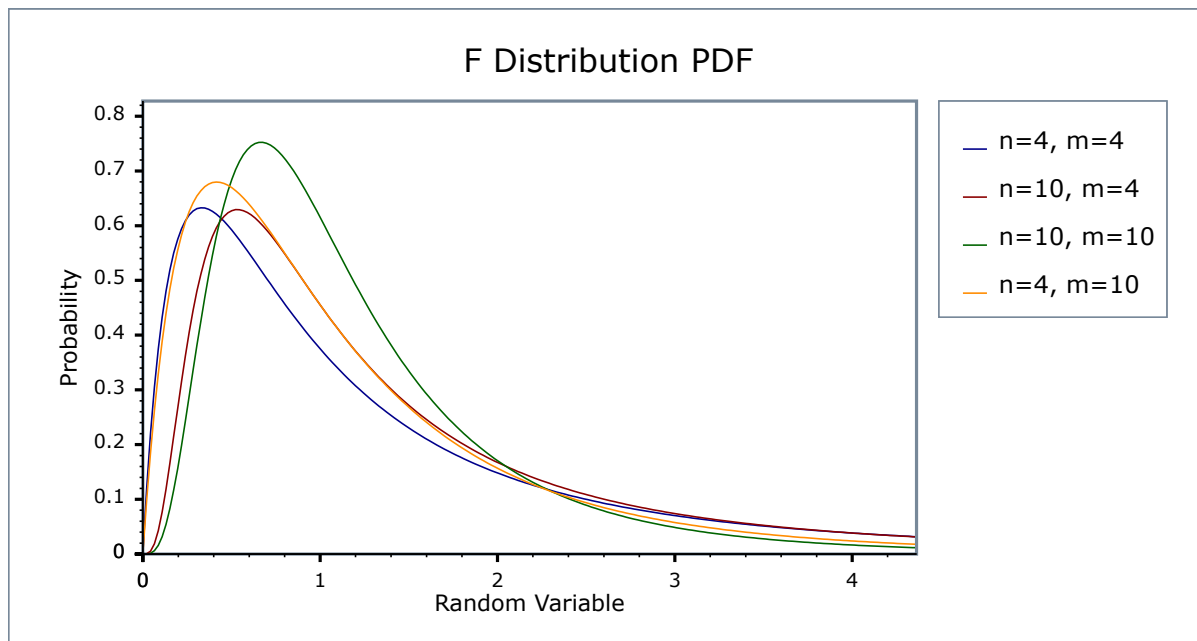
The F distribution is a continuous distribution that arises when testing whether two samples have the same variance. If χ^2_m and χ^2_n are independent variates each distributed as Chi-Squared with m and n degrees of freedom, then the test statistic:

$$F_{n,m} = (\chi^2_n / n) / (\chi^2_m / m)$$

Is distributed over the range $[0, \infty]$ with an F distribution, and has the PDF:

$$f_{n,m}(x) = \frac{m^{\frac{m}{2}} n^{\frac{n}{2}} x^{\frac{n}{2}-1}}{(m + nx)^{\frac{(n+m)}{2}} B\left(\frac{n}{2}, \frac{m}{2}\right)}$$

The following graph illustrates how the PDF varies depending on the two degrees of freedom parameters.



Member Functions

```
fisher_f_distribution(const RealType& df1, const RealType& df2);
```

Constructs an F-distribution with numerator degrees of freedom $df1$ and denominator degrees of freedom $df2$.

Requires that $df1$ and $df2$ are both greater than zero, otherwise [domain_error](#) is called.

```
RealType degrees_of_freedom1() const;
```

Returns the numerator degrees of freedom parameter of the distribution.

```
RealType degrees_of_freedom2() const;
```

Returns the denominator degrees of freedom parameter of the distribution.

Non-member Accessors

All the [usual non-member accessor functions](#) that are generic to all distributions are supported: [Cumulative Distribution Function](#), [Probability Density Function](#), [Quantile](#), [Hazard Function](#), [Cumulative Hazard Function](#), [mean](#), [median](#), [mode](#), [variance](#), [standard deviation](#), [skewness](#), [kurtosis](#), [kurtosis_excess](#), [range](#) and [support](#).

The domain of the random variable is $[0, +\infty]$.

Examples

Various [worked examples](#) are available illustrating the use of the F Distribution.

Accuracy

The normal distribution is implemented in terms of the [incomplete beta function](#) and its [inverses](#), refer to those functions for accuracy data.

Implementation

In the following table $\nu1$ and $\nu2$ are the first and second degrees of freedom parameters of the distribution, x is the random variate, p is the probability, and $q = 1-p$.

Function	Implementation Notes
pdf	<p>The usual form of the PDF is given by:</p> $f_{n,m}(x) = \frac{m^{\frac{m}{2}} n^{\frac{n}{2}} x^{\frac{n}{2}-1}}{(m + nx)^{\frac{(n+m)}{2}} B\left(\frac{n}{2}, \frac{m}{2}\right)}$ <p>However, that form is hard to evaluate directly without incurring problems with either accuracy or numeric overflow.</p> <p>Direct differentiation of the CDF expressed in terms of the incomplete beta function</p> <p>led to the following two formulas:</p> $f_{v1,v2}(x) = y * \text{ibeta_derivative}(v2 / 2, v1 / 2, v2 / (v2 + v1 * x))$ <p>with $y = (v2 * v1) / ((v2 + v1 * x) * (v2 + v1 * x))$</p> <p>and</p> $f_{v1,v2}(x) = y * \text{ibeta_derivative}(v1 / 2, v2 / 2, v1 * x / (v2 + v1 * x))$ <p>with $y = (z * v1 - x * v1 * v1) / z^2$</p> <p>and $z = v2 + v1 * x$</p> <p>The first of these is used for $v1 * x > v2$, otherwise the second is used.</p> <p>The aim is to keep the x argument to ibeta_derivative away from 1 to avoid rounding error.</p>
cdf	<p>Using the relations:</p> $p = \text{ibeta}(v1 / 2, v2 / 2, v1 * x / (v2 + v1 * x))$ <p>and</p> $p = \text{ibetac}(v2 / 2, v1 / 2, v2 / (v2 + v1 * x))$ <p>The first is used for $v1 * x > v2$, otherwise the second is used.</p> <p>The aim is to keep the x argument to ibeta well away from 1 to avoid rounding error.</p>

Function	Implementation Notes
cdf complement	<p>Using the relations:</p> $p = \text{ibetac}(v1 / 2, v2 / 2, v1 * x / (v2 + v1 * x))$ <p>and</p> $p = \text{ibeta}(v2 / 2, v1 / 2, v2 / (v2 + v1 * x))$ <p>The first is used for $v1 * x < v2$, otherwise the second is used.</p> <p>The aim is to keep the x argument to ibeta well away from 1 to avoid rounding error.</p>
quantile	<p>Using the relation:</p> $x = v2 * a / (v1 * b)$ <p>where:</p> $a = \text{ibeta_inv}(v1 / 2, v2 / 2, p)$ <p>and</p> $b = 1 - a$ <p>Quantities a and b are both computed by ibeta_inv without the subtraction implied above.</p>
quantile from the complement	<p>Using the relation:</p> $x = v2 * a / (v1 * b)$ <p>where</p> $a = \text{ibetac_inv}(v1 / 2, v2 / 2, p)$ <p>and</p> $b = 1 - a$ <p>Quantities a and b are both computed by ibetac_inv without the subtraction implied above.</p>
mean	$v2 / (v2 - 2)$
variance	$2 * v2^2 * (v1 + v2 - 2) / (v1 * (v2 - 2) * (v2 - 2) * (v2 - 4))$
mode	$v2 * (v1 - 2) / (v1 * (v2 + 2))$
skewness	$2 * (v2 + 2 * v1 - 2) * \text{sqrt}((2 * v2 - 8) / (v1 * (v2 + v1 - 2))) / (v2 - 6)$
kurtosis and kurtosis excess	Refer to, Weisstein, Eric W. "F-Distribution." From MathWorld-A Wolfram Web Resource.

Gamma (and Erlang) Distribution

```
#include <boost/math/distributions/gamma.hpp>

namespace boost{ namespace math{

template <class RealType = double,
          class Policy    = policies::policy<> >
class gamma_distribution
{
public:
    typedef RealType value_type;
    typedef Policy    policy_type;

    gamma_distribution(RealType shape, RealType scale = 1)

    RealType shape() const;
    RealType scale() const;
};

}} // namespaces
```

The gamma distribution is a continuous probability distribution. When the shape parameter is an integer then it is known as the Erlang Distribution. It is also closely related to the Poisson and Chi Squared Distributions.

When the shape parameter has an integer value, the distribution is the [Erlang distribution](#). Since this can be produced by ensuring that the shape parameter has an integer value > 0 , the Erlang distribution is not separately implemented.



Note

To avoid potential confusion with the gamma functions, this distribution does not provide the typedef:

```
typedef gamma_distribution<double> gamma;
```

Instead if you want a double precision gamma distribution you can write

```
boost::math::gamma_distribution<> my_gamma(1, 1);
```

For shape parameter k and scale parameter θ it is defined by the probability density function:

$$f(x; k, \theta) = x^{k-1} \frac{e^{-\frac{x}{\theta}}}{\theta^k \Gamma(k)}$$

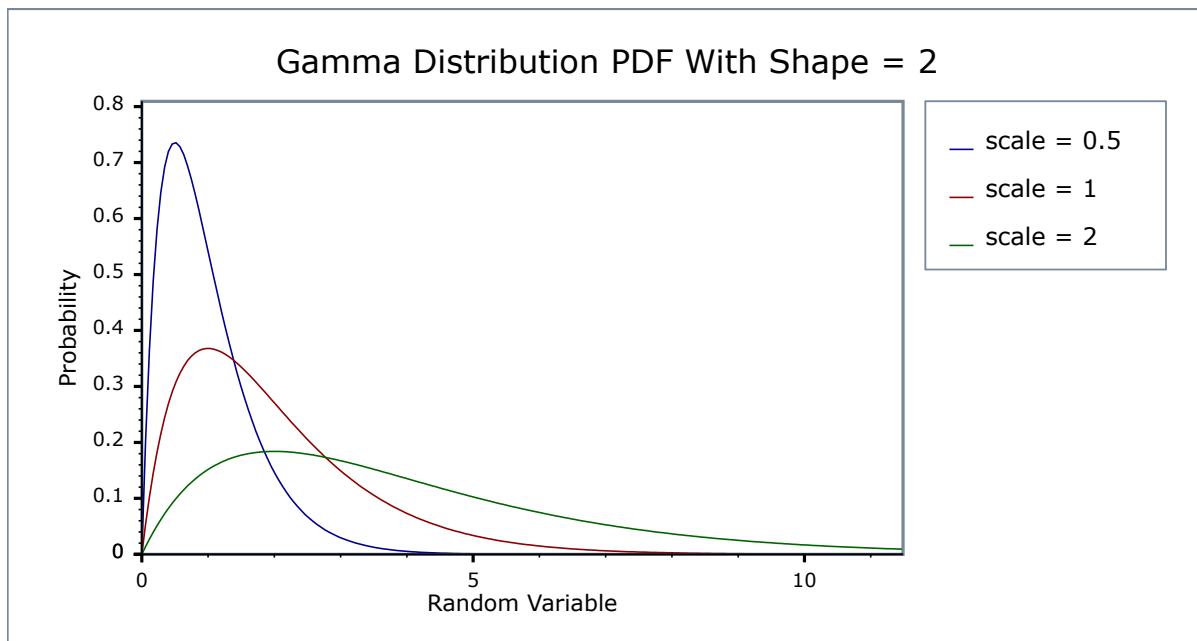
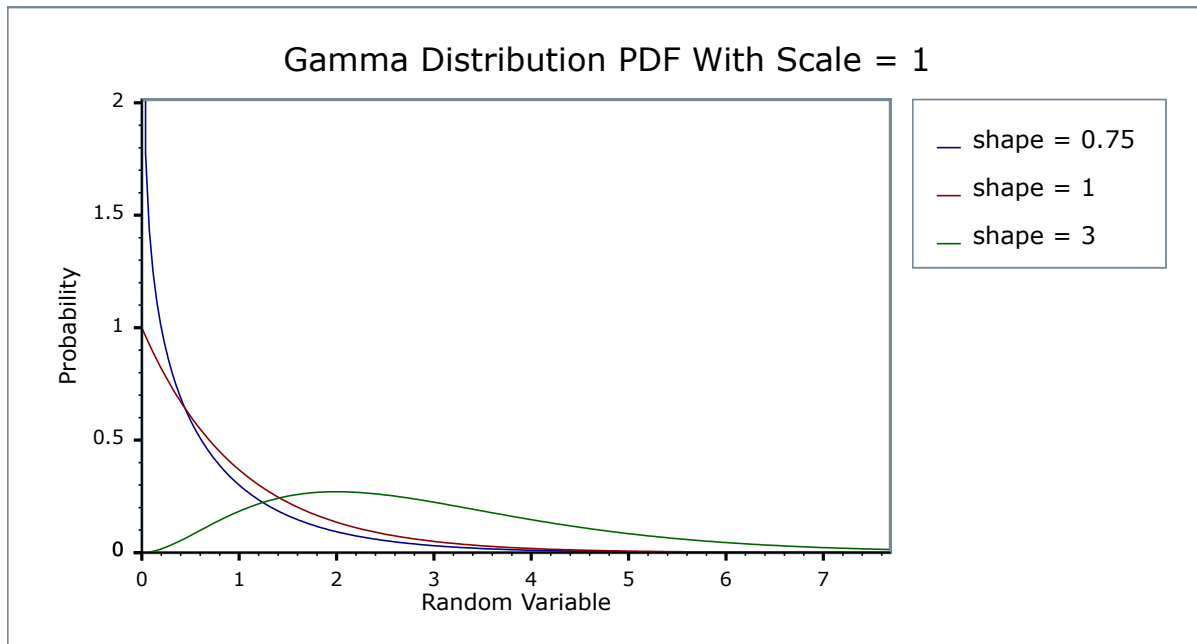
Sometimes an alternative formulation is used: given parameters $\alpha = k$ and $\beta = 1 / \theta$, then the distribution can be defined by the PDF:

$$f(x; \alpha, \beta) = x^{\alpha-1} \frac{\beta^\alpha e^{-\beta x}}{\Gamma(\alpha)}$$

In this form the inverse scale parameter is called a *rate parameter*.

Both forms are in common usage: this library uses the first definition throughout. Therefore to construct a Gamma Distribution from a *rate parameter*, you should pass the reciprocal of the rate as the scale parameter.

The following two graphs illustrate how the PDF of the gamma distribution varies as the parameters vary:



The **Erlang Distribution** is the same as the Gamma, but with the shape parameter an integer. It is often expressed using a *rate* rather than a *scale* as the second parameter (remember that the rate is the reciprocal of the scale).

Internally the functions used to implement the Gamma Distribution are already optimised for small-integer arguments, so in general there should be no great loss of performance from using a Gamma Distribution rather than a dedicated Erlang Distribution.

Member Functions

```
gamma_distribution(RealType shape, RealType scale = 1);
```

Constructs a gamma distribution with shape *shape* and scale *scale*.

Requires that the shape and scale parameters are greater than zero, otherwise calls `domain_error`.

```
RealType shape()const;
```

Returns the *shape* parameter of this distribution.

```
RealType scale()const;
```

Returns the *scale* parameter of this distribution.

Non-member Accessors

All the [usual non-member accessor functions](#) that are generic to all distributions are supported: [Cumulative Distribution Function](#), [Probability Density Function](#), [Quantile](#), [Hazard Function](#), [Cumulative Hazard Function](#), [mean](#), [median](#), [mode](#), [variance](#), [standard deviation](#), [skewness](#), [kurtosis](#), [kurtosis_excess](#), [range](#) and [support](#).

The domain of the random variable is $[0, +\infty]$.

Accuracy

The lognormal distribution is implemented in terms of the incomplete gamma functions [gamma_p](#) and [gamma_q](#) and their inverses [gamma_p_inv](#) and [gamma_q_inv](#): refer to the accuracy data for those functions for more information.

Implementation

In the following table k is the shape parameter of the distribution, θ is its scale parameter, x is the random variate, p is the probability and $q = 1 - p$.

Function	Implementation Notes
pdf	Using the relation: pdf = gamma_p_derivative (k, x / θ) / θ
cdf	Using the relation: p = gamma_p (k, x / θ)
cdf complement	Using the relation: q = gamma_q (k, x / θ)
quantile	Using the relation: x = θ * gamma_p_inv (k, p)
quantile from the complement	Using the relation: x = θ * gamma_q_inv (k, p)
mean	$k\theta$
variance	$k\theta^2$
mode	$(k-1)\theta$ for $k > 1$ otherwise a domain_error
skewness	$2 / \sqrt{k}$
kurtosis	$3 + 6 / k$
kurtosis excess	$6 / k$

Geometric Distribution

```
#include <boost/math/distributions/geometric.hpp>
```

```

namespace boost{ namespace math{

template <class RealType = double,
          class Policy    = policies::policy<> >
class geometric_distribution;

typedef geometric_distribution<> geometric;

template <class RealType, class Policy>
class geometric_distribution
{
public:
    typedef RealType value_type;
    typedef Policy    policy_type;
    // Constructor from success_fraction:
    geometric_distribution(RealType p);

    // Parameter accessors:
    RealType success_fraction() const;
    RealType successes() const;

    // Bounds on success fraction:
    static RealType find_lower_bound_on_p(
        RealType trials,
        RealType successes,
        RealType probability); // alpha
    static RealType find_upper_bound_on_p(
        RealType trials,
        RealType successes,
        RealType probability); // alpha

    // Estimate min/max number of trials:
    static RealType find_minimum_number_of_trials(
        RealType k,      // Number of failures.
        RealType p,      // Success fraction.
        RealType probability); // Probability threshold alpha.
    static RealType find_maximum_number_of_trials(
        RealType k,      // Number of failures.
        RealType p,      // Success fraction.
        RealType probability); // Probability threshold alpha.
};

}} // namespaces

```

The class type `geometric_distribution` represents a [geometric distribution](#): it is used when there are exactly two mutually exclusive outcomes of a [Bernoulli trial](#): these outcomes are labelled "success" and "failure".

For [Bernoulli trials](#) each with success fraction p , the geometric distribution gives the probability of observing k trials (failures, events, occurrences, or arrivals) before the first success.



Note

For this implementation, the set of trials **includes zero** (unlike another definition where the set of trials starts at one, sometimes named *shifted*).

The geometric distribution assumes that success_fraction p is fixed for all k trials.

The probability that there are k failures before the first success is

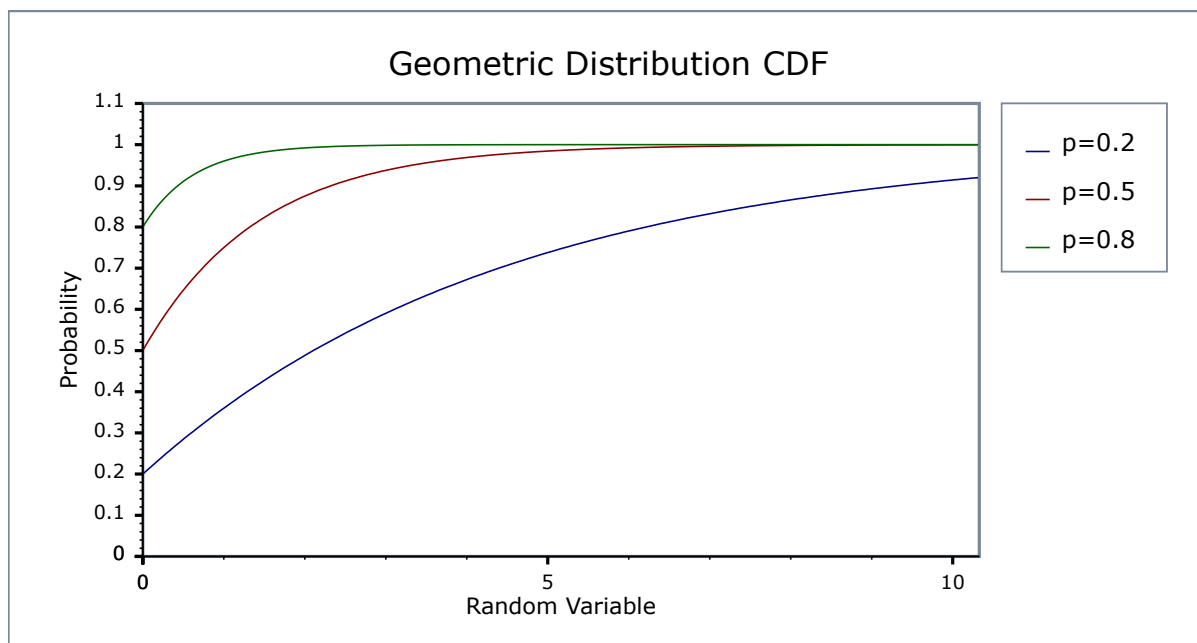
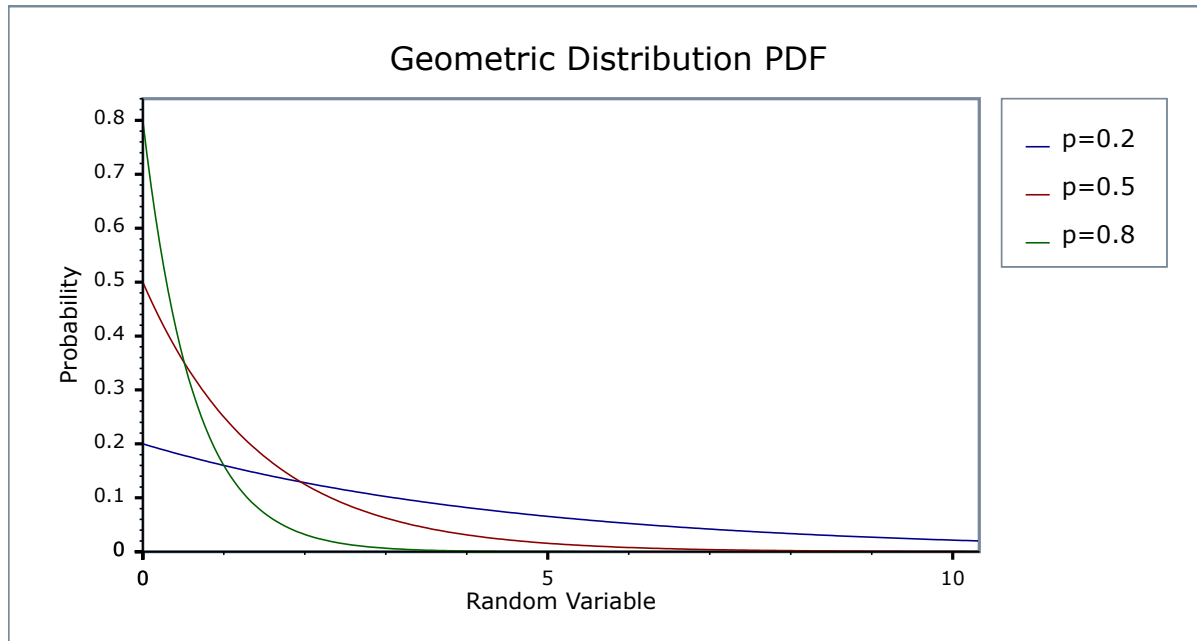
$$\Pr(Y=k) = (1-p)^k p$$

For example, when throwing a 6-face dice the success probability $p = 1/6 = 0.1666$. Throwing repeatedly until a *three* appears, the probability distribution of the number of times *not-a-three* is thrown is geometric.

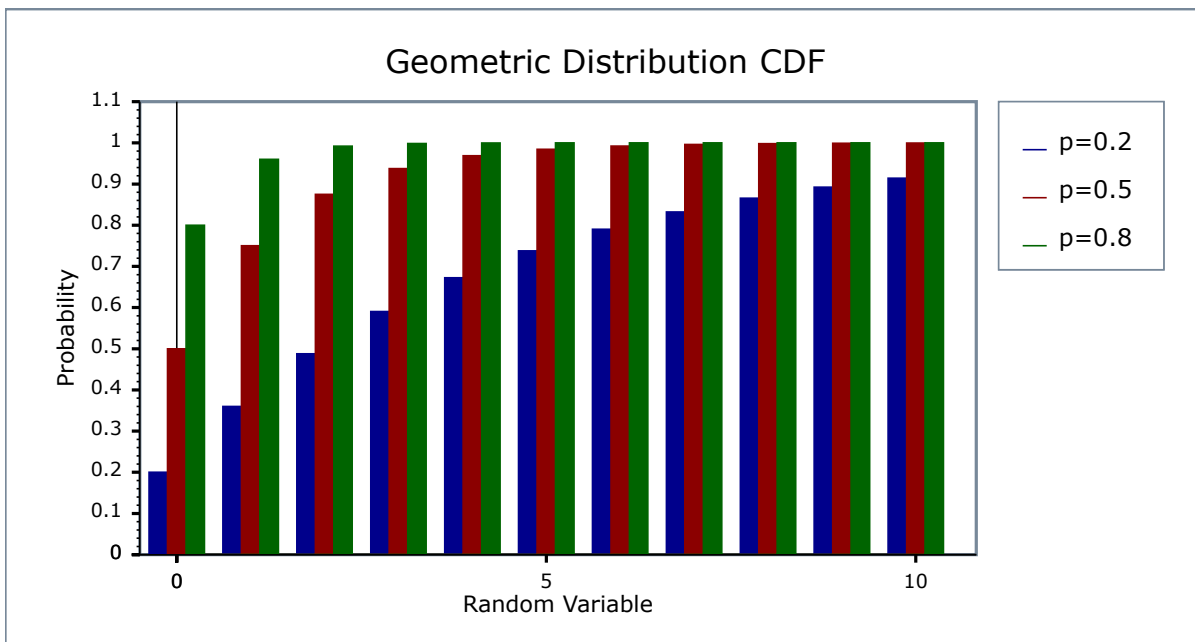
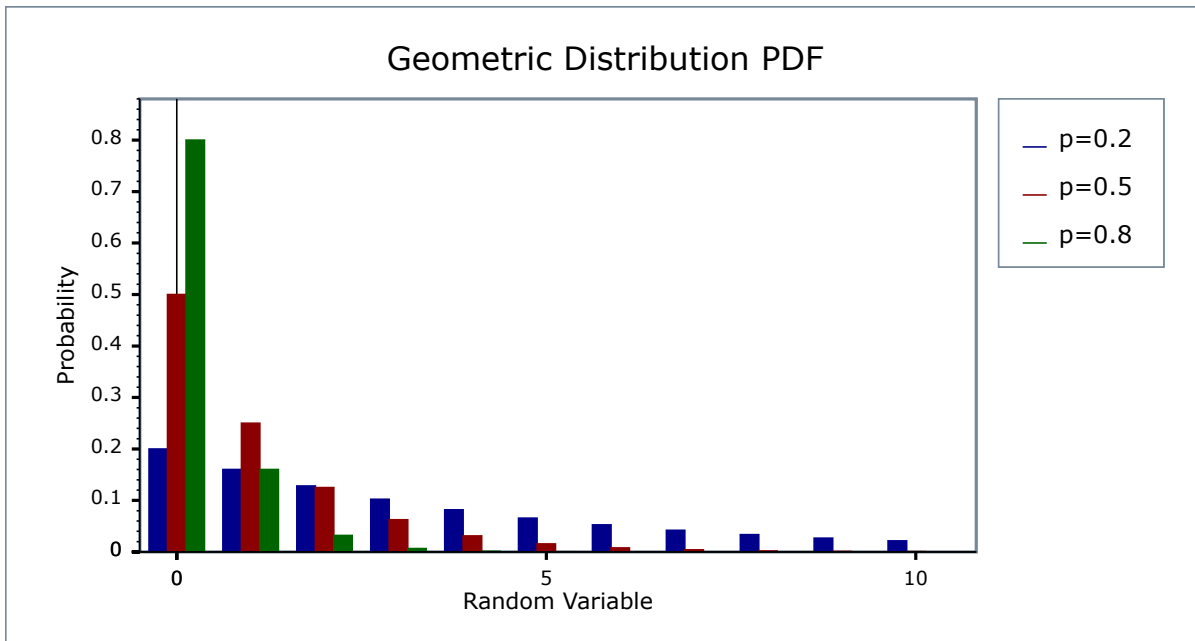
Geometric distribution has the Probability Density Function PDF:

$$(1-p)^k p$$

The following graph illustrates how the PDF and CDF vary for three examples of the success fraction p , (when considering the geometric distribution as a continuous function),



and as discrete.



Related Distributions

The geometric distribution is a special case of the [Negative Binomial Distribution](#) with successes parameter $r = 1$, so only one first and only success is required : thus by definition `geometric(p) == negative_binomial(1, p)`

```
negative_binomial_distribution(RealType r, RealType success_fraction);
negative_binomial nb(1, success_fraction);
geometric g(success_fraction);
ASSERT(pdf(nb, 1) == pdf(g, 1));
```

This implementation uses real numbers for the computation throughout (because it uses the **real-valued** power and exponential functions). So to obtain a conventional strictly-discrete geometric distribution you must ensure that an integer value is provided for the number of trials (random variable) k , and take integer values (floor or ceil functions) from functions that return a number of successes.



Caution

The geometric distribution is a discrete distribution: internally, functions like the `cdf` and `pdf` are treated "as if" they are continuous functions, but in reality the results returned from these functions only have meaning if an integer value is provided for the random variate argument.

The quantile function will by default return an integer result that has been *rounded outwards*. That is to say lower quantiles (where the probability is less than 0.5) are rounded downward, and upper quantiles (where the probability is greater than 0.5) are rounded upwards. This behaviour ensures that if an $X\%$ quantile is requested, then *at least* the requested coverage will be present in the central region, and *no more than* the requested coverage will be present in the tails.

This behaviour can be changed so that the quantile functions are rounded differently, or even return a real-valued result using [Policies](#). It is strongly recommended that you read the tutorial [Understanding Quantiles of Discrete Distributions](#) before using the quantile function on the geometric distribution. The [reference docs](#) describe how to change the rounding policy for these distributions.

Member Functions

Constructor

```
geometric_distribution(RealType p);
```

Constructor: p or `success_fraction` is the probability of success of a single trial.

Requires: $0 \leq p \leq 1$.

Accessors

```
RealType success_fraction() const; // successes / trials (0 <= p <= 1)
```

Returns the `success_fraction` parameter p from which this distribution was constructed.

```
RealType successes() const; // required successes always one,
// included for compatibility with negative binomial distribution
// with successes  $r = 1$ .
```

Returns unity.

The following functions are equivalent to those provided for the negative binomial, with `successes = 1`, but are provided here for completeness.

The best method of calculation for the following functions is disputed: see [Binomial Distribution](#) and [Negative Binomial Distribution](#) for more discussion.

Lower Bound on success_fraction Parameter p

```
static RealType find_lower_bound_on_p(
    RealType failures,
    RealType probability) // (0 <= alpha <= 1), 0.05 equivalent to 95% confidence.
```

Returns a **lower bound** on the success fraction:

`failures` The total number of failures before the 1st success.

`alpha` The largest acceptable probability that the true value of the success fraction is **less than** the value returned.

For example, if you observe k failures from n trials the best estimate for the success fraction is simply $1/n$, but if you want to be 95% sure that the true value is **greater than** some value, p_{min} , then:

```
p_min = geometric_distribution<RealType>::  
    find_lower_bound_on_p(failures, 0.05);
```

See [negative_binomial confidence interval example](#).

This function uses the Clopper-Pearson method of computing the lower bound on the success fraction, whilst many texts refer to this method as giving an "exact" result in practice it produces an interval that guarantees *at least* the coverage required, and may produce pessimistic estimates for some combinations of *failures* and *successes*. See:

Yong Cai and K. Krishnamoorthy, A Simple Improved Inferential Method for Some Discrete Distributions. *Computational statistics and data analysis*, 2005, vol. 48, no3, 605-621.

Upper Bound on success_fraction Parameter p

```
static RealType find_upper_bound_on_p(  
    RealType trials,  
    RealType alpha); // (0 <= alpha <= 1), 0.05 equivalent to 95% confidence.
```

Returns an **upper bound** on the success fraction:

trials The total number of trials conducted.

alpha The largest acceptable probability that the true value of the success fraction is **greater than** the value returned.

For example, if you observe k successes from n trials the best estimate for the success fraction is simply k/n , but if you want to be 95% sure that the true value is **less than** some value, p_{max} , then:

```
p_max = geometric_distribution<RealType>::find_upper_bound_on_p(  
    k, 0.05);
```

See [negative binomial confidence interval example](#).

This function uses the Clopper-Pearson method of computing the lower bound on the success fraction, whilst many texts refer to this method as giving an "exact" result in practice it produces an interval that guarantees *at least* the coverage required, and may produce pessimistic estimates for some combinations of *failures* and *successes*. See:

Yong Cai and K. Krishnamoorthy, A Simple Improved Inferential Method for Some Discrete Distributions. *Computational statistics and data analysis*, 2005, vol. 48, no3, 605-621.

Estimating Number of Trials to Ensure at Least a Certain Number of Failures

```
static RealType find_minimum_number_of_trials(  
    RealType k,            // number of failures.  
    RealType p,            // success fraction.  
    RealType alpha); // probability threshold (0.05 equivalent to 95%).
```

This functions estimates the number of trials required to achieve a certain probability that **more than k failures will be observed**.

k The target number of failures to be observed.

p The probability of *success* for each trial.

alpha The maximum acceptable *risk* that only k failures or fewer will be observed.

For example:

```
geometric_distribution<RealType>::find_minimum_number_of_trials(10, 0.5, 0.05);
```

Returns the smallest number of trials we must conduct to be 95% (1-0.05) sure of seeing 10 failures that occur with frequency one half.

Worked Example.

This function uses numeric inversion of the geometric distribution to obtain the result: another interpretation of the result is that it finds the number of trials (failures) that will lead to an *alpha* probability of observing *k* failures or fewer.

Estimating Number of Trials to Ensure a Maximum Number of Failures or Less

```
static RealType find_maximum_number_of_trials(  
    RealType k,      // number of failures.  
    RealType p,      // success fraction.  
    RealType alpha); // probability threshold (0.05 equivalent to 95%).
```

This functions estimates the maximum number of trials we can conduct and achieve a certain probability that **k failures or fewer will be observed**.

k The maximum number of failures to be observed.

p The probability of *success* for each trial.

alpha The maximum acceptable *risk* that more than *k* failures will be observed.

For example:

```
geometric_distribution<RealType>::find_maximum_number_of_trials(0, 1.0-1.0/1000000, 0.05);
```

Returns the largest number of trials we can conduct and still be 95% sure of seeing no failures that occur with frequency one in one million.

This function uses numeric inversion of the geometric distribution to obtain the result: another interpretation of the result, is that it finds the number of trials that will lead to an *alpha* probability of observing more than *k* failures.

Non-member Accessors

All the [usual non-member accessor functions](#) that are generic to all distributions are supported: [Cumulative Distribution Function](#), [Probability Density Function](#), [Quantile](#), [Hazard Function](#), [Cumulative Hazard Function](#), [mean](#), [median](#), [mode](#), [variance](#), [standard deviation](#), [skewness](#), [kurtosis](#), [kurtosis_excess](#), [range](#) and [support](#).

However it's worth taking a moment to define what these actually mean in the context of this distribution:

Table 14. Meaning of the non-member accessors.

Function	Meaning
Probability Density Function	<p>The probability of obtaining exactly k failures from k trials with success fraction p. For example:</p> <pre>pdf(geometric(p), k)</pre>
Cumulative Distribution Function	<p>The probability of obtaining k failures or fewer from k trials with success fraction p and success on the last trial. For example:</p> <pre>cdf(geometric(p), k)</pre>
Complement of the Cumulative Distribution Function	<p>The probability of obtaining more than k failures from k trials with success fraction p and success on the last trial. For example:</p> <pre>cdf(complement(geometric(p), k))</pre>
Quantile	<p>The greatest number of failures k expected to be observed from k trials with success fraction p, at probability P. Note that the value returned is a real-number, and not an integer. Depending on the use case you may want to take either the floor or ceiling of the real result. For example:</p> <pre>quantile(geometric(p), P)</pre>
Quantile from the complement of the probability	<p>The smallest number of failures k expected to be observed from k trials with success fraction p, at probability P. Note that the value returned is a real-number, and not an integer. Depending on the use case you may want to take either the floor or ceiling of the real result. For example:</p> <pre>quantile(complement(geometric(p), P))</pre>

Accuracy

This distribution is implemented using the `pow` and `exp` functions, so most results are accurate within a few epsilon for the `RealType`. For extreme values of `double p`, for example 0.9999999999, accuracy can fall significantly, for example to 10 decimal digits (from 16).

Implementation

In the following table, p is the probability that any one trial will be successful (the success fraction), k is the number of failures, p is the probability and $q = 1 - p$, x is the given probability to estimate the expected number of failures using the quantile.

Function	Implementation Notes
pdf	$\text{pdf} = p * \text{pow}(q, k)$
cdf	$\text{cdf} = 1 - q^{k+1}$
cdf complement	$\exp(\log 1p(-p) * (k+1))$
quantile	$k = \log 1p(-x) / \log 1p(-p) - 1$
quantile from the complement	$k = \log(x) / \log 1p(-p) - 1$
mean	$(1-p)/p$
variance	$(1-p)/p^2$
mode	0
skewness	$(2-p)/\sqrt{q}$
kurtosis	$9+p^2/q$
kurtosis excess	$6 + p^2/q$
parameter estimation member functions	See Negative Binomial Distribution
find_lower_bound_on_p	See Negative Binomial Distribution
find_upper_bound_on_p	See Negative Binomial Distribution
find_minimum_number_of_trials	See Negative Binomial Distribution
find_maximum_number_of_trials	See Negative Binomial Distribution

Hypergeometric Distribution

```
#include <boost/math/distributions/hypergeometric.hpp>
```

```

namespace boost{ namespace math{

template <class RealType = double,
          class Policy    = policies::policy<> >
class hypergeometric_distribution;

template <class RealType, class Policy>
class hypergeometric_distribution
{
public:
    typedef RealType value_type;
    typedef Policy    policy_type;
    // Construct:
    hypergeometric_distribution(unsigned r, unsigned n, unsigned N);
    // Accessors:
    unsigned total()const;
    unsigned defective()const;
    unsigned sample_count()const;
};

typedef hypergeometric_distribution<> hypergeometric;

}} // namespaces

```

The hypergeometric distribution describes the number of "events" k from a sample n drawn from a total population N *without replacement*.

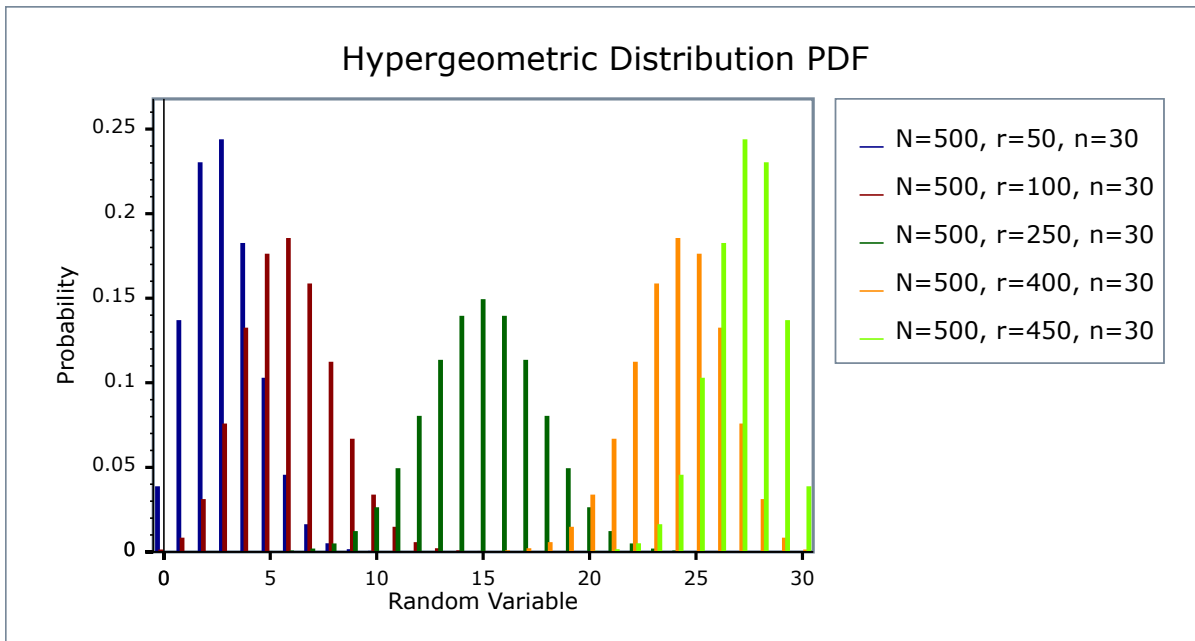
Imagine we have a sample of N objects of which r are "defective" and $N-r$ are "not defective" (the terms "success/failure" or "red/blue" are also used). If we sample n items *without replacement* then what is the probability that exactly k items in the sample are defective? The answer is given by the pdf of the hypergeometric distribution $f(k; r, n, N)$, whilst the probability of k defectives or fewer is given by $F(k; r, n, N)$, where $F(k)$ is the CDF of the hypergeometric distribution.



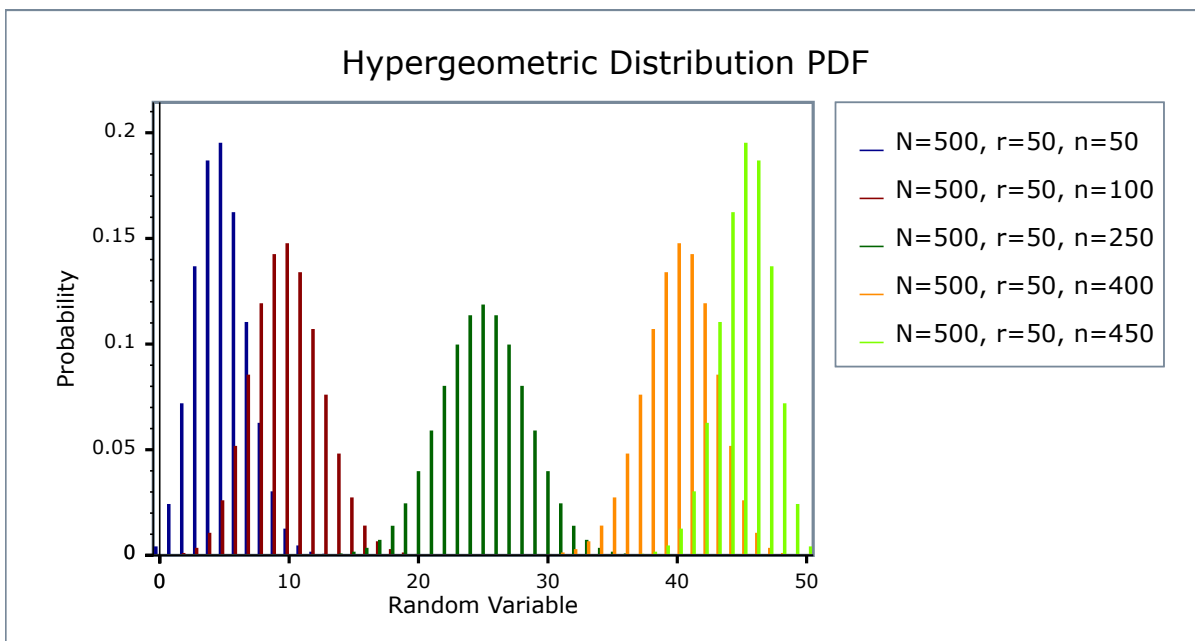
Note

Unlike almost all of the other distributions in this library, the hypergeometric distribution is strictly discrete: it can not be extended to real valued arguments of its parameters or random variable.

The following graph shows how the distribution changes as the proportion of "defective" items changes, while keeping the population and sample sizes constant:



Note that since the distribution is symmetrical in parameters n and r , if we change the sample size and keep the population and proportion "defective" the same then we obtain basically the same graphs:



Member Functions

```
hypergeometric_distribution(unsigned r, unsigned n, unsigned N);
```

Constructs a hypergeometric distribution with a population of N objects, of which r are defective, and from which n are sampled.

```
unsigned total()const;
```

Returns the total number of objects N .

```
unsigned defective()const;
```

Returns the number of objects r in population N which are defective.

```
unsigned sample_count()const;
```

Returns the number of objects n which are sampled from the population N .

Non-member Accessors

All the [usual non-member accessor functions](#) that are generic to all distributions are supported: [Cumulative Distribution Function](#), [Probability Density Function](#), [Quantile](#), [Hazard Function](#), [Cumulative Hazard Function](#), [mean](#), [median](#), [mode](#), [variance](#), [standard deviation](#), [skewness](#), [kurtosis](#), [kurtosis_excess](#), [range](#) and [support](#).

The domain of the random variable is the unsigned integers in the range $[\max(0, n + r - N), \min(n, r)]$. A [domain_error](#) is raised if the random variable is outside this range, or is not an integral value.



Caution

The quantile function will by default return an integer result that has been *rounded outwards*. That is to say lower quantiles (where the probability is less than 0.5) are rounded downward, and upper quantiles (where the probability is greater than 0.5) are rounded upwards. This behaviour ensures that if an $X\%$ quantile is requested, then *at least* the requested coverage will be present in the central region, and *no more than* the requested coverage will be present in the tails.

This behaviour can be changed so that the quantile functions are rounded differently using [Policies](#). It is strongly recommended that you read the tutorial [Understanding Quantiles of Discrete Distributions](#) before using the quantile function on the Hypergeometric distribution. The [reference docs](#) describe how to change the rounding policy for these distributions.

However, note that the implementation method of the quantile function always returns an integral value, therefore attempting to use a [Policy](#) that requires (or produces) a real valued result will result in a compile time error.

Accuracy

For small N such that $N < \text{boost::math::max_factorial}<\text{RealType}>::\text{value}$ then table based lookup of the results gives an accuracy to a few epsilon. $\text{boost::math::max_factorial}<\text{RealType}>::\text{value}$ is 170 at double or long double precision.

For larger N such that $N < \text{boost::math::prime}(\text{boost::math::max_prime})$ then only basic arithmetic is required for the calculation and the accuracy is typically < 20 epsilon. This takes care of N up to 104729.

For $N > \text{boost::math::prime}(\text{boost::math::max_prime})$ then accuracy quickly degrades, with 5 or 6 decimal digits being lost for $N = 110000$.

In general for very large N , the user should expect to lose $\log_{10}N$ decimal digits of precision during the calculation, with the results becoming meaningless for $N \geq 10^{15}$.

Testing

There are three sets of tests: our implementation is tested against a table of values produced by Mathematica's implementation of this distribution. We also sanity check our implementation against some spot values computed using the online calculator here <http://stattrek.com/Tables/Hypergeometric.aspx>. Finally we test accuracy against some high precision test data using this implementation and NTL::RR.

Implementation

The PDF can be calculated directly using the formula:

$$f(k; r, n, N) = \frac{n!r!(N-n)!(N-r)!}{N!k!(n-k)!(r-k)!(N-n-r+k)!} \quad ; \quad \max(0, N-r-n+k) < = k < = \min(r, n)$$

However, this can only be used directly when the largest of the factorials is guaranteed not to overflow the floating point representation used. This formula is used directly when $N < \text{max_factorial}<\text{RealType}>::\text{value}$ in which case table lookup of the factorials gives a rapid and accurate implementation method.

For larger N the method described in "An Accurate Computation of the Hypergeometric Distribution Function", Trong Wu, ACM Transactions on Mathematical Software, Vol. 19, No. 1, March 1993, Pages 33-43 is used. The method relies on the fact that there is an easy method for factorising a factorial into the product of prime numbers:

$$N! = \prod_{i=0}^{p_i < N} p_i^{e_i}$$

Where p_i is the i 'th prime number, and e_i is a small positive integer or zero, which can be calculated via:

$$e_i = \sum_{j=1}^{p_i^j \leq N} \text{floor}\left(\frac{N}{p_i^j}\right)$$

Further we can combine the factorials in the expression for the PDF to yield the PDF directly as the product of prime numbers:

$$f(k; r, n, N) = \prod_{i=0}^{p_i < N} p_i^{e_i}$$

With this time the exponents e_i being either positive, negative or zero. Indeed such a degree of cancellation occurs in the calculation of the e_i that many are zero, and typically most have a magnitude or no more than 1 or 2.

Calculation of the product of the primes requires some care to prevent numerical overflow, we use a novel recursive method which splits the calculation into a series of sub-products, with a new sub-product started each time the next multiplication would cause either overflow or underflow. The sub-products are stored in a linked list on the program stack, and combined in an order that will guarantee no overflow or unnecessary-underflow once the last sub-product has been calculated.

This method can be used as long as N is smaller than the largest prime number we have stored in our table of primes (currently 104729). The method is relatively slow (calculating the exponents requires the most time), but requires only a small number of arithmetic operations to calculate the result (indeed there is no shorter method involving only basic arithmetic once the exponents have been found), the method is therefore much more accurate than the alternatives.

For much larger N , we can calculate the PDF from the factorials using either `lgamma`, or by directly combining lanczos approximations to avoid calculating via logarithms. We use the latter method, as it is usually 1 or 2 decimal digits more accurate than computing via logarithms with `lgamma`. However, in this area where $N > 104729$, the user should expect to lose around $\log_{10}N$ decimal digits during the calculation in the worst case.

The CDF and its complement is calculated by directly summing the PDF's. We start by deciding whether the CDF, or its complement, is likely to be the smaller of the two and then calculate the PDF at k (or $k+1$ if we're calculating the complement) and calculate successive PDF values via the recurrence relations:

$$\begin{aligned} f(k+1; r, n, N) &= \frac{(n-k)(r-k)}{(k+1)(N-n-r+k+1)} f(k; r, n, N) \\ f(k-1; r, n, N) &= \frac{x(N-n-r+k)}{(n-k+1)(r-k+1)} f(k; r, n, N) \end{aligned}$$

Until we either reach the end of the distributions domain, or the next PDF value to be summed would be too small to affect the result.

The quantile is calculated in a similar manner to the CDF: we first guess which end of the distribution we're nearer to, and then sum PDFs starting from the end of the distribution this time, until we have some value k that gives the required CDF.

The median is simply the quantile at 0.5, and the remaining properties are calculated via:

$$\begin{aligned}\text{mean} &= \frac{rn}{N} \\ \text{mode} &= \text{floor}\left(\frac{(r+1)(n+1)}{N+2}\right) \\ \text{variance} &= \frac{r\left(\frac{n}{N}\right)\left(1-\frac{n}{N}\right)(N-r)}{(N-1)} \\ \text{skewness} &= \frac{(N-2n)\sqrt{(N-1)}(N-2r)}{\sqrt{rn(N-n)(N-r)}(N-2)} \\ \text{kurtosis excess} &= \left(\frac{N^2(N-1)}{r(N-2)(N-3)(N-r)}\right)\left(\frac{N(N+1)-6N(N-r)}{n(N-n)} + \frac{3r(N-r)(N+6)}{N^2} - 6\right)\end{aligned}$$

Inverse Chi Squared Distribution

```
#include <boost/math/distributions/inverse_chi_squared.hpp>
```

```
namespace boost{ namespace math{
template <class RealType = double,
          class Policy    = policies::policy<> >
class inverse_chi_squared_distribution
{
public:
    typedef RealType value_type;
    typedef Policy    policy_type;

    inverse_chi_squared_distribution(RealType df = 1); // Not explicitly scaled, default 1/df.
    inverse_chi_squared_distribution(RealType df, RealType scale = 1/df); // Scaled.

    RealType degrees_of_freedom()const; // Default 1.
    RealType scale()const; // Optional scale [xi] (variance), default 1/degrees_of_freedom.
};

}} // namespace boost // namespace math
```

The inverse chi squared distribution is a continuous probability distribution of the **reciprocal** of a variable distributed according to the chi squared distribution.

The sources below give confusingly different formulae using different symbols for the distribution pdf, but they are all the same, or related by a change of variable, or choice of scale.

Two constructors are available to implement both the scaled and (implicitly) unscaled versions.

The main version has an explicit scale parameter which implements the [scaled inverse chi_squared distribution](#).

A second version has an implicit scale = 1/degrees of freedom and gives the 1st definition in the [Wikipedia inverse chi_squared distribution](#). The 2nd Wikipedia inverse chi_squared distribution definition can be implemented by explicitly specifying a scale = 1.

Both definitions are also available in Wolfram Mathematica and in [The R Project for Statistical Computing](#) (geoR) with default scale = 1/degrees of freedom.

See

- Inverse chi_squared distribution http://en.wikipedia.org/wiki/Inverse-chi-square_distribution

- Scaled inverse chi_squared distribution http://en.wikipedia.org/wiki/Scaled-inverse-chi-square_distribution
- R inverse chi_squared distribution functions [R](#)
- Inverse chi_squared distribution functions [Weisstein, Eric W. "Inverse Chi-Squared Distribution." From MathWorld--A Wolfram Web Resource.](#)
- Inverse chi_squared distribution reference [Weisstein, Eric W. "Inverse Chi-Squared Distribution reference." From Wolfram Mathematica.](#)

The inverse_chi_squared distribution is used in [Bayesian statistics](#): the scaled inverse chi-square is conjugate prior for the normal distribution with known mean, model parameter σ^2 (variance).

See [conjugate priors including a table of distributions and their priors](#).

See also [Inverse Gamma Distribution](#) and [Chi Squared Distribution](#).

The inverse_chi_squared distribution is a special case of a inverse_gamma distribution with v (degrees_of_freedom) shape (α) and scale (β) where

$$\alpha = v/2 \text{ and } \beta = 1/2.$$



Note

This distribution **does** provide the typedef:

```
typedef inverse_chi_squared_distribution<double> inverse_chi_squared;
```

If you want a double precision inverse_chi_squared distribution you can use

```
boost::math::inverse_chi_squared_distribution<>
```

or you can write `inverse_chi_squared my_invchisqr(2, 3);`

For degrees of freedom parameter v , the (**unscaled**) inverse chi_squared distribution is defined by the probability density function (PDF):

$$f(x;v) = 2^{-v/2} x^{-v/2-1} e^{-1/2x} / \Gamma(v/2)$$

and Cumulative Density Function (CDF)

$$F(x;v) = \Gamma(v/2, 1/2x) / \Gamma(v/2)$$

For degrees of freedom parameter v and scale parameter ξ , the **scaled** inverse chi_squared distribution is defined by the probability density function (PDF):

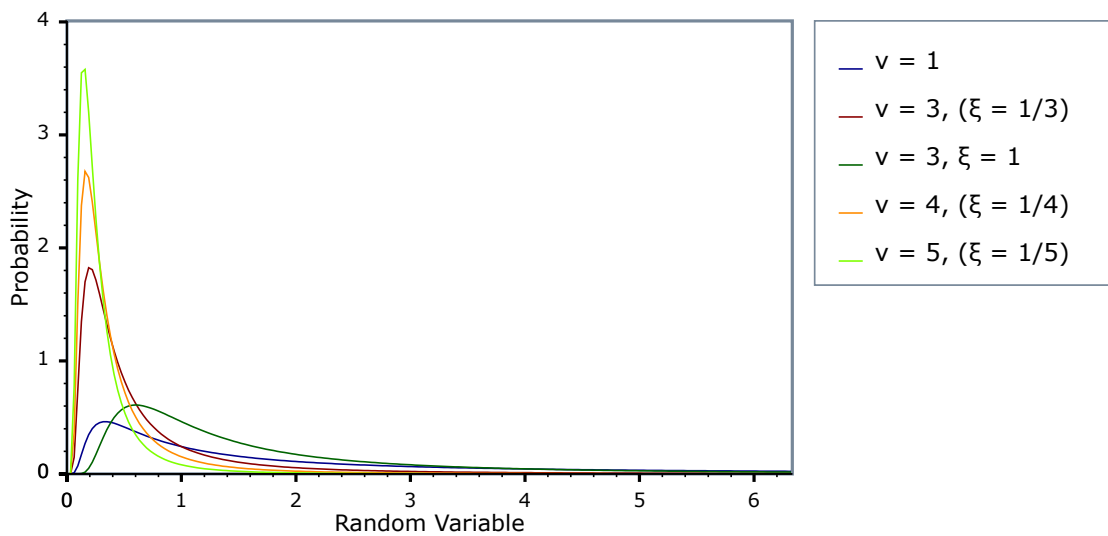
$$f(x;v, \xi) = (\xi v/2)^{v/2} e^{-v\xi/2x} x^{-1-v/2} / \Gamma(v/2)$$

and Cumulative Density Function (CDF)

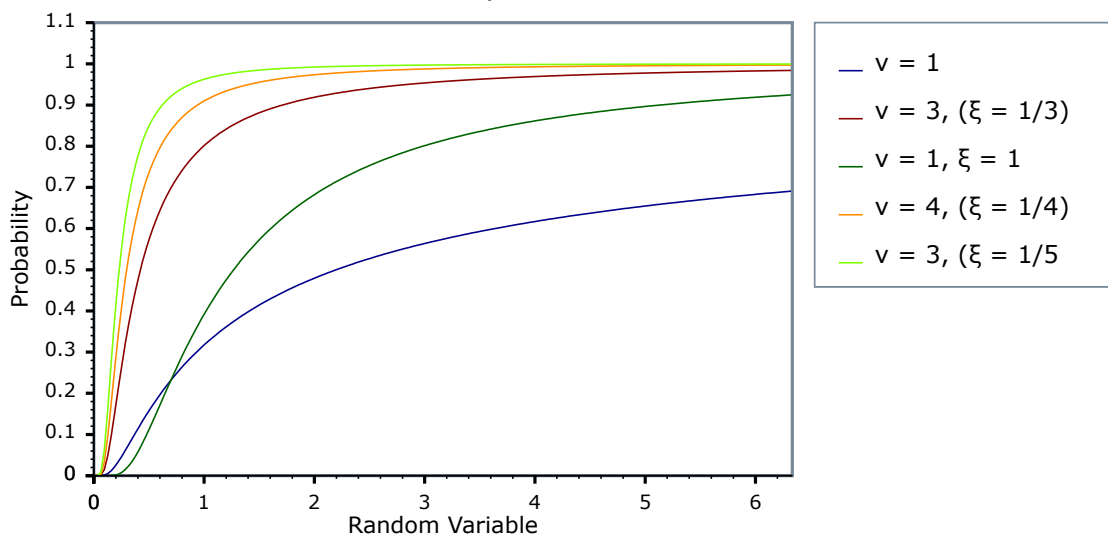
$$F(x;v, \xi) = \Gamma(v/2, v\xi/2x) / \Gamma(v/2)$$

The following graphs illustrate how the PDF and CDF of the inverse chi_squared distribution varies for a few values of parameters v and ξ :

Inverse Chi Squared Distribution PDF



Inverse Chi Squared Distribution CDF



Member Functions

```
inverse_chi_squared_distribution(RealType df = 1); // Implicitly scaled 1/df.
inverse_chi_squared_distribution(RealType df = 1, RealType scale); // Explicitly scaled.
```

Constructs an inverse chi_squared distribution with v degrees of freedom df , and scale $scale$ with default value $1/df$.

Requires that the degrees of freedom v parameter is greater than zero, otherwise calls `domain_error`.

```
RealType degrees_of_freedom() const;
```

Returns the `degrees_of_freedom` v parameter of this distribution.

```
RealType scale()const;
```

Returns the scale ξ parameter of this distribution.

Non-member Accessors

All the [usual non-member accessor functions](#) that are generic to all distributions are supported: [Cumulative Distribution Function](#), [Probability Density Function](#), [Quantile](#), [Hazard Function](#), [Cumulative Hazard Function](#), [mean](#), [median](#), [mode](#), [variance](#), [standard deviation](#), [skewness](#), [kurtosis](#), [kurtosis_excess](#), [range](#) and [support](#).

The domain of the random variate is $[0, +\infty]$.



Note

Unlike some definitions, this implementation supports a random variate equal to zero as a special case, returning zero for both pdf and cdf.

Accuracy

The inverse gamma distribution is implemented in terms of the incomplete gamma functions like the [Inverse Gamma Distribution](#) that use [gamma_p](#) and [gamma_q](#) and their inverses [gamma_p_inv](#) and [gamma_q_inv](#): refer to the accuracy data for those functions for more information. But in general, gamma (and thus inverse gamma) results are often accurate to a few epsilon, >14 decimal digits accuracy for 64-bit double, unless iteration is involved, as for the estimation of degrees of freedom.

Implementation

In the following table ν is the degrees of freedom parameter and ξ is the scale parameter of the distribution, x is the random variate, p is the probability and $q = 1-p$ its complement. Parameters α for shape and β for scale are used for the inverse gamma function: $\alpha = \nu/2$ and $\beta = \nu * \xi/2$.

Function	Implementation Notes
pdf	Using the relation: pdf = <code>gamma_p_derivative</code> (α , β/x , β) / $x * x$
cdf	Using the relation: p = <code>gamma_q</code> (α , β/x)
cdf complement	Using the relation: q = <code>gamma_p</code> (α , β/x)
quantile	Using the relation: $x = \beta / \text{gamma_q_inv}(\alpha, p)$
quantile from the complement	Using the relation: $x = \alpha / \text{gamma_p_inv}(\alpha, q)$
mode	$v * \xi / (v + 2)$
median	no closed form analytic equation is known, but is evaluated as <code>quantile(0.5)</code>
mean	$v\xi / (v - 2)$ for $v > 2$, else a <code>domain_error</code>
variance	$2 v^2 \xi^2 / ((v - 2)^2 (v - 4))$ for $v > 4$, else a <code>domain_error</code>
skewness	$4 \sqrt{2} \sqrt{(v-4)} / (v-6)$ for $v > 6$, else a <code>domain_error</code>
kurtosis_excess	$12 * (5v - 22) / ((v - 6) * (v - 8))$ for $v > 8$, else a <code>domain_error</code>
kurtosis	$3 + 12 * (5v - 22) / ((v - 6) * (v - 8))$ for $v > 8$, else a <code>domain_error</code>

References

1. Bayesian Data Analysis, Andrew Gelman, John B. Carlin, Hal S. Stern, Donald B. Rubin, ISBN-13: 978-1584883883, Chapman & Hall; 2 edition (29 July 2003).
2. Bayesian Computation with R, Jim Albert, ISBN-13: 978-0387922973, Springer; 2nd ed. edition (10 Jun 2009)

Inverse Gamma Distribution

```
#include <boost/math/distributions/inverse_gamma.hpp>
```

```
namespace boost{ namespace math{
template <class RealType = double,
          class Policy    = policies::policy<> >
class inverse_gamma_distribution
{
public:
    typedef RealType value_type;
    typedef Policy    policy_type;

    inverse_gamma_distribution(RealType shape, RealType scale = 1)

    RealType shape()const;
    RealType scale()const;
};

}} // namespaces
```

The `inverse_gamma` distribution is a continuous probability distribution of the reciprocal of a variable distributed according to the gamma distribution.

The `inverse_gamma` distribution is used in Bayesian statistics.

See [inverse gamma distribution](#).

[R inverse gamma distribution functions](#).

[Wolfram inverse gamma distribution](#).

See also [Gamma Distribution](#).



Note

In spite of potential confusion with the inverse gamma function, this distribution **does** provide the typedef:

```
typedef inverse_gamma_distribution<double> gamma;
```

If you want a double precision gamma distribution you can use

```
boost::math::inverse_gamma_distribution<>
```

or you can write `inverse_gamma my_ig(2, 3);`

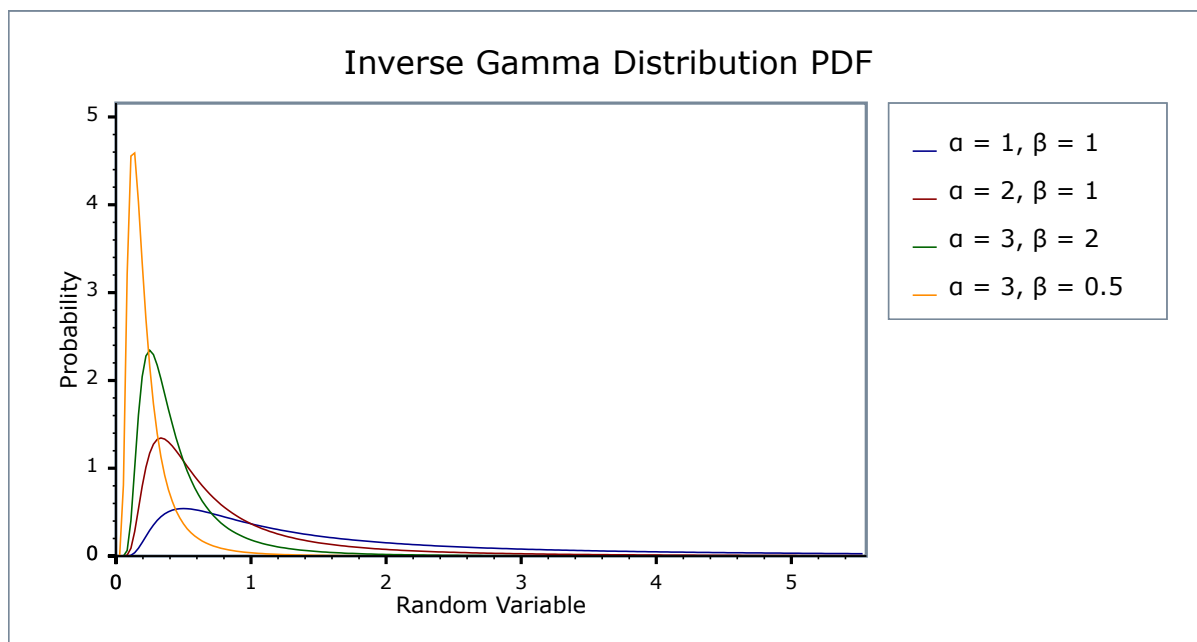
For shape parameter α and scale parameter β , it is defined by the probability density function (PDF):

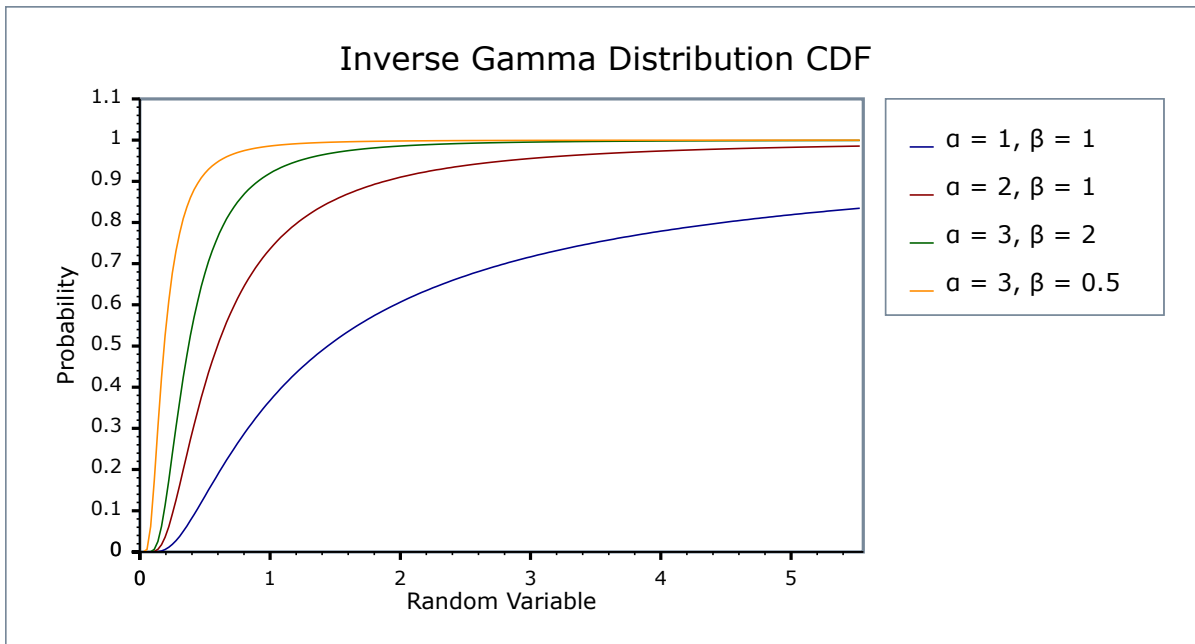
$$f(x; \alpha, \beta) = \beta^\alpha * (1/x)^{\alpha+1} \exp(-\beta/x) / \Gamma(\alpha)$$

and cumulative density function (CDF)

$$F(x; \alpha, \beta) = \Gamma(\alpha, \beta/x) / \Gamma(\alpha)$$

The following graphs illustrate how the PDF and CDF of the inverse gamma distribution varies as the parameters vary:





Member Functions

```
inverse_gamma_distribution(RealType shape = 1, RealType scale = 1);
```

Constructs an inverse gamma distribution with shape α and scale β .

Requires that the shape and scale parameters are greater than zero, otherwise calls [domain_error](#).

```
RealType shape()const;
```

Returns the α shape parameter of this inverse gamma distribution.

```
RealType scale()const;
```

Returns the β scale parameter of this inverse gamma distribution.

Non-member Accessors

All the [usual non-member accessor functions](#) that are generic to all distributions are supported: [Cumulative Distribution Function](#), [Probability Density Function](#), [Quantile](#), [Hazard Function](#), [Cumulative Hazard Function](#), [mean](#), [median](#), [mode](#), [variance](#), [standard deviation](#), [skewness](#), [kurtosis](#), [kurtosis_excess](#), [range](#) and [support](#).

The domain of the random variate is $[0, +\infty]$.



Note

Unlike some definitions, this implementation supports a random variate equal to zero as a special case, returning zero for pdf and cdf.

Accuracy

The inverse gamma distribution is implemented in terms of the incomplete gamma functions [gamma_p](#) and [gamma_q](#) and their inverses [gamma_p_inv](#) and [gamma_q_inv](#): refer to the accuracy data for those functions for more information. But in general, `inverse_gamma` results are accurate to a few epsilon, >14 decimal digits accuracy for 64-bit double.

Implementation

In the following table α is the shape parameter of the distribution, α is its scale parameter, x is the random variate, p is the probability and $q = 1-p$.

Function	Implementation Notes
pdf	Using the relation: pdf = <code>gamma_p_derivative</code> (α , β/x , β) / $x * x$
cdf	Using the relation: $p = \text{gamma_q}(\alpha, \beta/x)$
cdf complement	Using the relation: $q = \text{gamma_p}(\alpha, \beta/x)$
quantile	Using the relation: $x = \beta / \text{gamma_q_inv}(\alpha, p)$
quantile from the complement	Using the relation: $x = \alpha / \text{gamma_p_inv}(\alpha, q)$
mode	$\beta / (\alpha + 1)$
median	no analytic equation is known, but is evaluated as <code>quantile(0.5)</code>
mean	$\beta / (\alpha - 1)$ for $\alpha > 1$, else a <code>domain_error</code>
variance	$(\beta * \beta) / ((\alpha - 1) * (\alpha - 1) * (\alpha - 2))$ for $\alpha > 2$, else a <code>domain_error</code>
skewness	$4 * \text{sqrt}(\alpha - 2) / (\alpha - 3)$ for $\alpha > 3$, else a <code>domain_error</code>
kurtosis_excess	$(30 * \alpha - 66) / ((\alpha - 3) * (\alpha - 4))$ for $\alpha > 4$, else a <code>domain_error</code>

Inverse Gaussian (or Inverse Normal) Distribution

```
#include <boost/math/distributions/inverse_gaussian.hpp>
```

```
namespace boost{ namespace math{

template <class RealType = double,
          class Policy    = policies::policy<> >
class inverse_gaussian_distribution
{
public:
    typedef RealType value_type;
    typedef Policy    policy_type;

    inverse_gaussian_distribution(RealType mean = 1, RealType scale = 1);

    RealType mean()const; // mean default 1.
    RealType scale()const; // Optional scale, default 1 (unscaled).
    RealType shape()const; // Shape = scale/mean.
};
typedef inverse_gaussian_distribution<double> inverse_gaussian;

}} // namespace boost // namespace math
```

The Inverse Gaussian distribution distribution is a continuous probability distribution.

The distribution is also called 'normal-inverse Gaussian distribution', and 'normal Inverse' distribution.

It is also convenient to provide unity as default for both mean and scale. This is the Standard form for all distributions. The Inverse Gaussian distribution was first studied in relation to Brownian motion. In 1956 M.C.K. Tweedie used the name Inverse Gaussian because there is an inverse relationship between the time to cover a unit distance and distance covered in unit time. The inverse Gaussian is one of family of distributions that have been called the [Tweedie distributions](#).

(So *inverse* in the name may mislead: it does **not** relate to the inverse of a distribution).

The tails of the distribution decrease more slowly than the normal distribution. It is therefore suitable to model phenomena where numerically large values are more probable than is the case for the normal distribution. For stock market returns and prices, a key characteristic is that it models that extremely large variations from typical (crashes) can occur even when almost all (normal) variations are small.

Examples are returns from financial assets and turbulent wind speeds.

The normal-inverse Gaussian distributions form a subclass of the generalised hyperbolic distributions.

See [distribution](#). [Weisstein, Eric W. "Inverse Gaussian Distribution." From MathWorld--A Wolfram Web Resource.](#)

If you want a double precision `inverse_gaussian` distribution you can use

```
boost::math::inverse_gaussian_distribution<>
```

or, more conveniently, you can write

```
using boost::math::inverse_gaussian;
inverse_gaussian my_ig(2, 3);
```

For mean parameters μ and scale (also called precision) parameter λ , and random variate x , the `inverse_gaussian` distribution is defined by the probability density function (PDF):

$$f(x; \mu, \lambda) = \sqrt{(\lambda/2\pi x^3)} e^{-\lambda(x-\mu)^2/2\mu^2 x}$$

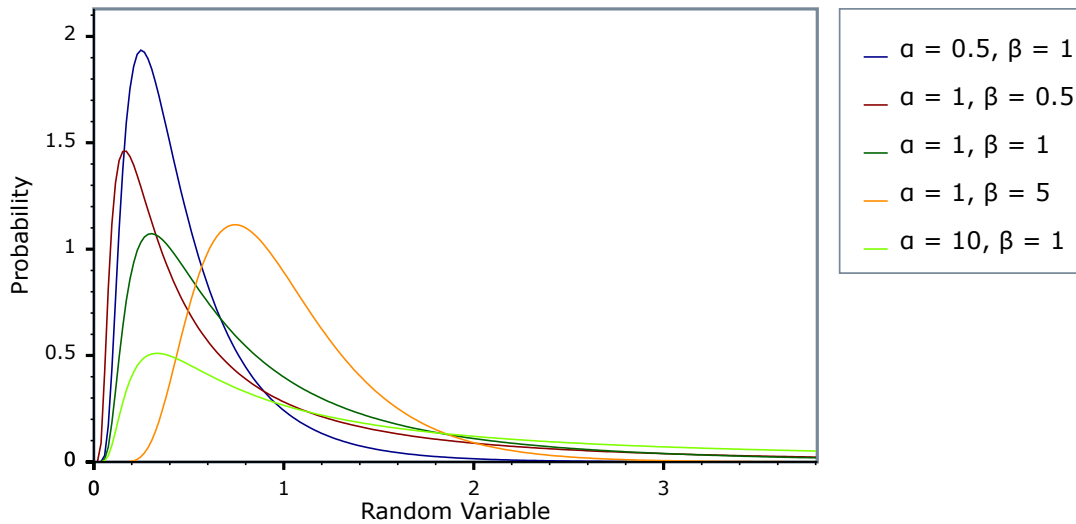
and Cumulative Density Function (CDF):

$$F(x; \mu, \lambda) = \Phi\{\sqrt{(\lambda x)} (x\mu - 1)\} + e^{2\mu/\lambda} \Phi\{-\sqrt{(\lambda/\mu)} (1+x/\mu)\}$$

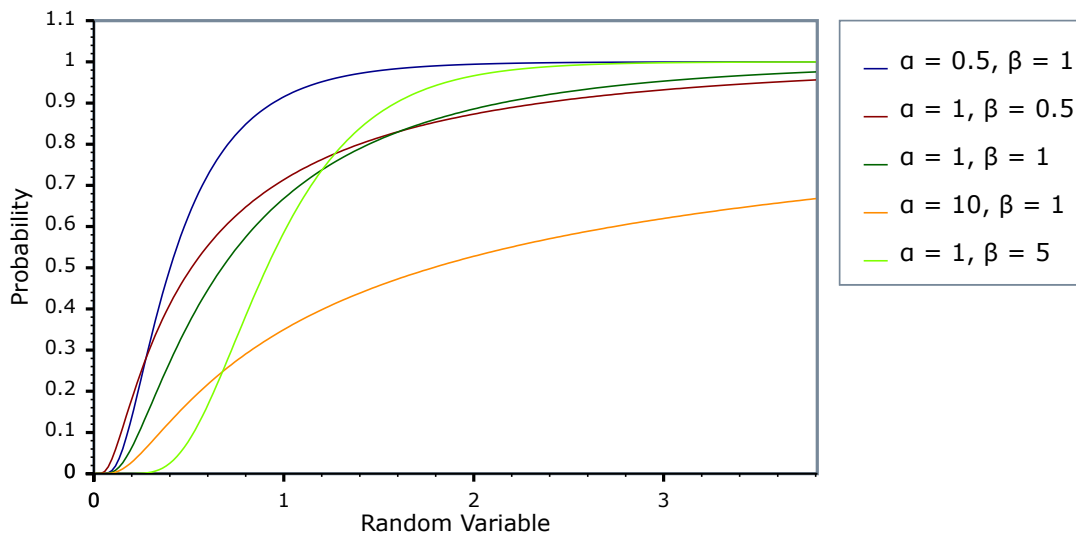
where Φ is the standard normal distribution CDF.

The following graphs illustrate how the PDF and CDF of the `inverse_gaussian` distribution varies for a few values of parameters μ and λ :

Inverse Gaussian Distribution PDF



Inverse Gaussian Distribution CDF



Tweedie also provided 3 other parameterisations where (μ and λ) are replaced by their ratio $\phi = \lambda/\mu$ and by $1/\mu$: these forms may be more suitable for Bayesian applications. These can be found on Seshadri, page 2 and are also discussed by Chhikara and Folks on page 105. Another related parameterisation, the `__wald_distrib` (where mean μ is unity) is also provided.

Member Functions

```
inverse_gaussian_distribution(RealType df = 1, RealType scale = 1); // optionally scaled.
```

Constructs an `inverse_gaussian` distribution with μ mean, and scale λ , with both default values 1.

Requires that both the mean μ parameter and scale λ are greater than zero, otherwise calls `domain_error`.

```
RealType mean() const;
```

Returns the mean μ parameter of this distribution.

```
RealType scale()const;
```

Returns the scale λ parameter of this distribution.

Non-member Accessors

All the usual non-member accessor functions that are generic to all distributions are supported: [Cumulative Distribution Function](#), [Probability Density Function](#), [Quantile](#), [Hazard Function](#), [Cumulative Hazard Function](#), [mean](#), [median](#), [mode](#), [variance](#), [standard deviation](#), [skewness](#), [kurtosis](#), [kurtosis_excess](#), [range](#) and [support](#).

The domain of the random variate is $[0, +\infty)$.



Note

Unlike some definitions, this implementation supports a random variate equal to zero as a special case, returning zero for both pdf and cdf.

Accuracy

The `inverse_gaussian` distribution is implemented in terms of the exponential function and standard normal distribution $N(0,1)$ Φ : refer to the accuracy data for those functions for more information. But in general, gamma (and thus inverse gamma) results are often accurate to a few epsilon, >14 decimal digits accuracy for 64-bit double.

Implementation

In the following table μ is the mean parameter and λ is the scale parameter of the `inverse_gaussian` distribution, x is the random variate, p is the probability and $q = 1-p$ its complement. Parameters μ for shape and λ for scale are used for the inverse gaussian function.

Function	Implementation Notes
pdf	$\sqrt{(\lambda/2\pi x^3)} e^{-\lambda(x-\mu)^2/2\mu^2 x}$
cdf	$\Phi\{\sqrt{(\lambda x)}(x\mu-1)\} + e^{2\mu/\lambda} \Phi\{-\sqrt{(\lambda/\mu)}(1+x/\mu)\}$
cdf complement	using complement of Φ above.
quantile	No closed form known. Estimated using a guess refined by Newton-Raphson iteration.
quantile from the complement	No closed form known. Estimated using a guess refined by Newton-Raphson iteration.
mode	$\mu \{ \sqrt{(1+9\mu^2/4\lambda^2)^2} - 3\mu/2\lambda \}$
median	No closed form analytic equation is known, but is evaluated as <code>quantile(0.5)</code>
mean	μ
variance	μ^3/λ
skewness	$3 \sqrt{(\mu/\lambda)}$
kurtosis_excess	$15\mu/\lambda$
kurtosis	$12\mu/\lambda$

References

1. Wald, A. (1947). Sequential analysis. Wiley, NY.
2. The Inverse Gaussian distribution : theory, methodology, and applications, Raj S. Chhikara, J. Leroy Folks. ISBN 0824779975 (1989).
3. The Inverse Gaussian distribution : statistical theory and applications, Seshadri, V , ISBN - 0387986189 (pbk) (Dewey 519.2) (1998).
4. [Numpy and Scipy Documentation](#).
5. [R statmod invgauss functions](#).
6. [R SuppDists invGauss functions](#). (Note that these R implementations names differ in case).
7. [StatSci.org invgauss help](#).
8. [invgauss R source](#).
9. [pwald, qwald](#).
10. [Brighton Webs wald](#).

Laplace Distribution

```
#include <boost/math/distributions/laplace.hpp>
```

```

namespace boost{ namespace math{

template <class RealType = double,
          class Policy    = policies::policy<> >
class laplace_distribution;

typedef laplace_distribution<> laplace;

template <class RealType, class Policy>
class laplace_distribution
{
public:
    typedef RealType value_type;
    typedef Policy    policy_type;
    // Construct:
    laplace_distribution(RealType location = 0, RealType scale = 1);
    // Accessors:
    RealType location()const;
    RealType scale()const;
};

}} // namespaces

```

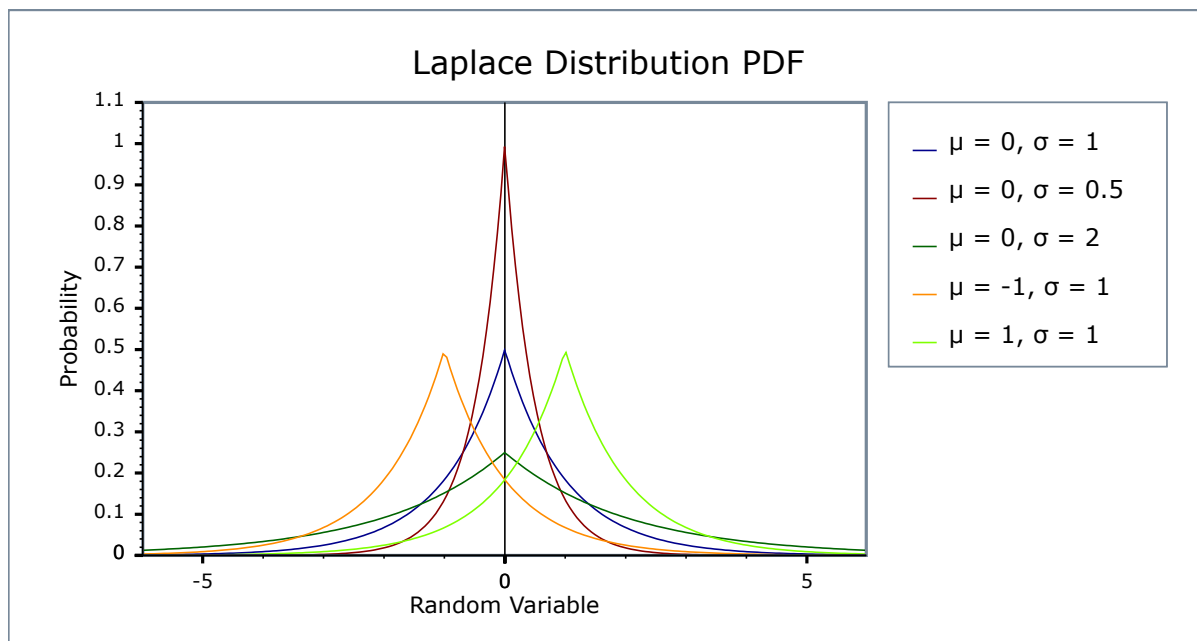
Laplace distribution is the distribution of differences between two independent variates with identical exponential distributions (Abramowitz and Stegun 1972, p. 930). It is also called the double exponential distribution.

For location parameter μ and scale parameter σ it is defined by the probability density function:

$$f(x; \mu, \sigma) = \frac{1}{2\sigma} e^{-\frac{|x-\mu|}{\sigma}}$$

The location and scale parameters are equivalent to the mean and standard deviation of the normal or Gaussian distribution.

The following graph illustrates the effect of the parameters μ and σ on the PDF. Note that the range of the random variable remains $[-\infty, +\infty]$ irrespective of the value of the location parameter:



Member Functions

```
laplace_distribution(RealType location = 0, RealType scale = 1);
```

Constructs a laplace distribution with location *location* and scale *scale*.

The location parameter is the same as the mean of the random variate.

The scale parameter is proportional to the standard deviation of the random variate.

Requires that the scale parameter is greater than zero, otherwise calls [domain_error](#).

```
RealType location()const;
```

Returns the *location* parameter of this distribution.

```
RealType scale()const;
```

Returns the *scale* parameter of this distribution.

Non-member Accessors

All the [usual non-member accessor functions](#) that are generic to all distributions are supported: [Cumulative Distribution Function](#), [Probability Density Function](#), [Quantile](#), [Hazard Function](#), [Cumulative Hazard Function](#), [mean](#), [median](#), [mode](#), [variance](#), [standard deviation](#), [skewness](#), [kurtosis](#), [kurtosis_excess](#), [range](#) and [support](#).

The domain of the random variable is $[-\infty, +\infty]$.

Accuracy

The laplace distribution is implemented in terms of the standard library log and exp functions and as such should have very small errors.

Implementation

In the following table μ is the location parameter of the distribution, σ is its scale parameter, x is the random variate, p is the probability and its complement $q = 1-p$.

Function	Implementation Notes
pdf	Using the relation: $\text{pdf} = e^{-\text{abs}(x-\mu) / \sigma} / (2 * \sigma)$
cdf	Using the relations: $x < \mu : p = e^{(x-\mu)/\sigma} / \sigma$ $x \geq \mu : p = 1 - e^{(\mu-x)/\sigma} / \sigma$
cdf complement	Using the relation: $-x < \mu : q = e^{(-x-\mu)/\sigma} / \sigma$ $-x \geq \mu : q = 1 - e^{(\mu+x)/\sigma} / \sigma$
quantile	Using the relations: $p < 0.5 : x = \mu + \sigma * \log(2*p)$ $p \geq 0.5 : x = \mu - \sigma * \log(2-2*p)$
quantile from the complement	Using the relation: $q > 0.5 : x = \mu + \sigma * \log(2-2*q)$ $q \leq 0.5 : x = \mu - \sigma * \log(2*q)$
mean	μ
variance	$2 * \sigma^2$
mode	μ
skewness	0
kurtosis	6
kurtosis excess	3

References

- [Weisstein, Eric W. "Laplace Distribution."](#) From MathWorld--A Wolfram Web Resource.
- [Laplace Distribution](#)
- M. Abramowitz and I. A. Stegun, Handbook of Mathematical Functions, 1972, p. 930.

Logistic Distribution

```
#include <boost/math/distributions/logistic.hpp>
```

```

namespace boost{ namespace math{

template <class RealType = double,
          class Policy    = policies::policy<> >
class logistic_distribution;

template <class RealType, class Policy>
class logistic_distribution
{
public:
    typedef RealType value_type;
    typedef Policy    policy_type;
    // Construct:
    logistic_distribution(RealType location = 0, RealType scale = 1);
    // Accessors:
    RealType location()const; // location.
    RealType scale()const;   // scale.

};

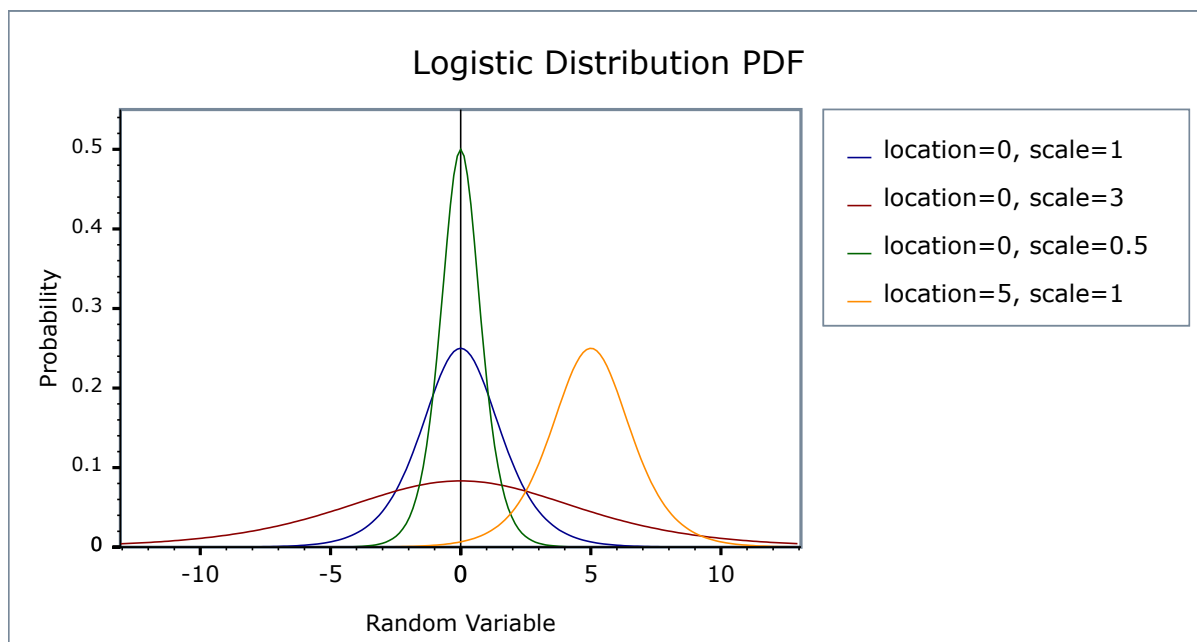
typedef logistic_distribution<> logistic;

}} // namespaces

```

The logistic distribution is a continuous probability distribution. It has two parameters - location and scale. The cumulative distribution function of the logistic distribution appears in logistic regression and feedforward neural networks. Among other applications, United State Chess Federation and FIDE use it to calculate chess ratings.

The following graph shows how the distribution changes as the parameters change:



Member Functions

```
logistic_distribution(RealType u = 0, RealType s = 1);
```

Constructs a logistic distribution with location u and scale s .

Requires $scale > 0$, otherwise a [domain_error](#) is raised.


```
RealType location()const;
```

Returns the location of this distribution.

```
RealType scale()const;
```

Returns the scale of this distribution.

Non-member Accessors

All the [usual non-member accessor functions](#) that are generic to all distributions are supported: [Cumulative Distribution Function](#), [Probability Density Function](#), [Quantile](#), [Hazard Function](#), [Cumulative Hazard Function](#), [mean](#), [median](#), [mode](#), [variance](#), [standard deviation](#), [skewness](#), [kurtosis](#), [kurtosis_excess](#), [range](#) and [support](#).

The domain of the random variable is $[-[\text{max_value}], +[\text{min_value}]]$. However, the pdf and cdf support inputs of $+\infty$ and $-\infty$ as special cases if `RealType` permits.

At $p=1$ and $p=0$, the quantile function returns the result of [+overflow_error](#) and [-overflow_error](#), while the complement quantile function returns the result of [-overflow_error](#) and [+overflow_error](#) respectively.

Accuracy

The logistic distribution is implemented in terms of the `std::exp` and the `std::log` functions, so its accuracy is related to the accurate implementations of those functions on a given platform. When calculating the quantile with a non-zero *position* parameter catastrophic cancellation errors can occur: in such cases, only a low *absolute error* can be guaranteed.

Implementation

Function	Implementation Notes
pdf	Using the relation: $\text{pdf} = e^{-(x-u)/s} / (s * (1 + e^{-(x-u)/s})^2)$
cdf	Using the relation: $p = 1 / (1 + e^{-(x-u)/s})$
cdf complement	Using the relation: $q = 1 / (1 + e^{(x-u)/s})$
quantile	Using the relation: $x = u - s * \log(1/p - 1)$
quantile from the complement	Using the relation: $x = u + s * \log(p / (1 - p))$
mean	u
mode	The same as the mean.
skewness	0
kurtosis excess	6/5
variance	$(\pi * s)^2 / 3$

Log Normal Distribution

```
#include <boost/math/distributions/lognormal.hpp>
```

```

namespace boost{ namespace math{

template <class RealType = double,
          class Policy    = policies::policy<> >
class lognormal_distribution;

typedef lognormal_distribution<> lognormal;

template <class RealType, class Policy>
class lognormal_distribution
{
public:
    typedef RealType value_type;
    typedef Policy    policy_type;
    // Construct:
    lognormal_distribution(RealType location = 0, RealType scale = 1);
    // Accessors:
    RealType location()const;
    RealType scale()const;
};

}} // namespaces

```

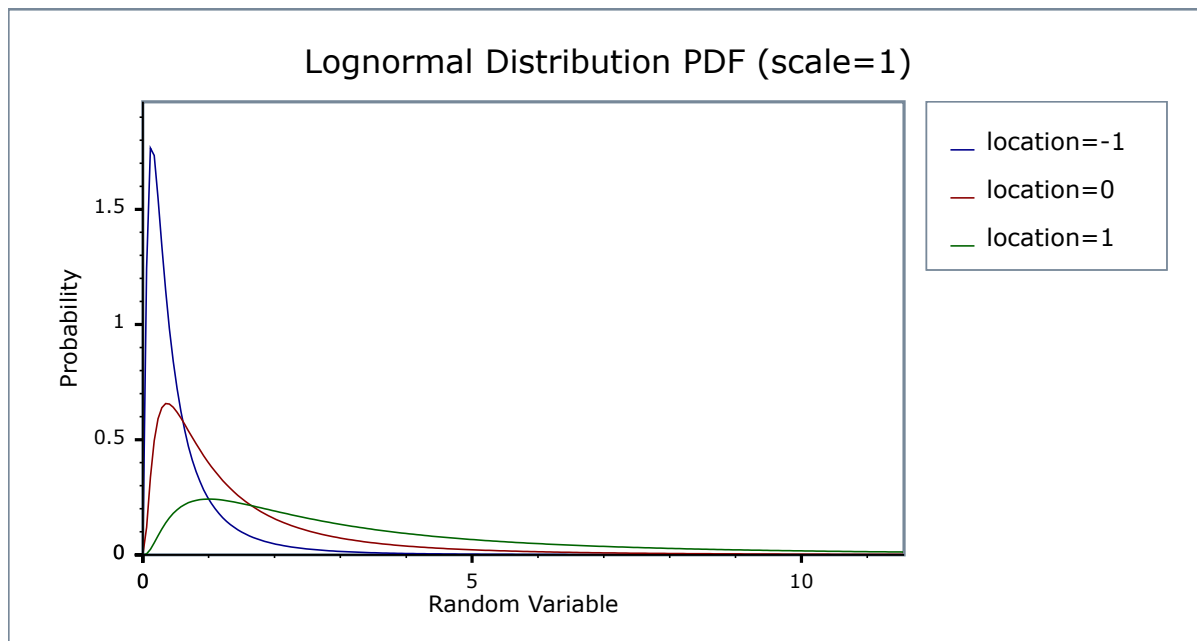
The lognormal distribution is the distribution that arises when the logarithm of the random variable is normally distributed. A lognormal distribution results when the variable is the product of a large number of independent, identically-distributed variables.

For location and scale parameters m and s it is defined by the probability density function:

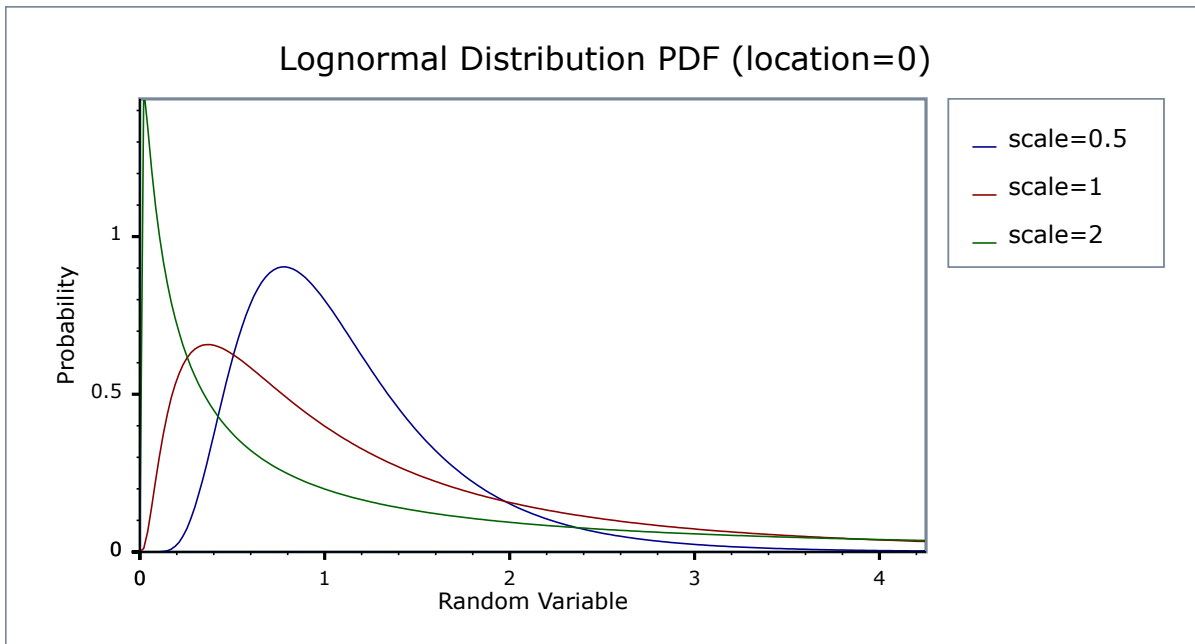
$$f(x) = \frac{1}{xs\sqrt{2\pi}} e^{-\frac{(\ln x - m)^2}{2s^2}}$$

The location and scale parameters are equivalent to the mean and standard deviation of the logarithm of the random variable.

The following graph illustrates the effect of the location parameter on the PDF, note that the range of the random variable remains $[0, +\infty]$ irrespective of the value of the location parameter:



The next graph illustrates the effect of the scale parameter on the PDF:



Member Functions

```
lognormal_distribution(RealType location = 0, RealType scale = 1);
```

Constructs a lognormal distribution with location *location* and scale *scale*.

The location parameter is the same as the mean of the logarithm of the random variate.

The scale parameter is the same as the standard deviation of the logarithm of the random variate.

Requires that the scale parameter is greater than zero, otherwise calls [domain_error](#).

```
RealType location()const;
```

Returns the *location* parameter of this distribution.

```
RealType scale()const;
```

Returns the *scale* parameter of this distribution.

Non-member Accessors

All the [usual non-member accessor functions](#) that are generic to all distributions are supported: [Cumulative Distribution Function](#), [Probability Density Function](#), [Quantile](#), [Hazard Function](#), [Cumulative Hazard Function](#), [mean](#), [median](#), [mode](#), [variance](#), [standard deviation](#), [skewness](#), [kurtosis](#), [kurtosis_excess](#), [range](#) and [support](#).

The domain of the random variable is $[0, +\infty]$.

Accuracy

The lognormal distribution is implemented in terms of the standard library log and exp functions, plus the [error function](#), and as such should have very low error rates.

Implementation

In the following table m is the location parameter of the distribution, s is its scale parameter, x is the random variate, p is the probability and $q = 1-p$.

Function	Implementation Notes
pdf	Using the relation: $\text{pdf} = e^{-(\ln(x) - m)^2 / 2s^2} / (x * s * \sqrt{2\pi})$
cdf	Using the relation: $p = \text{cdf}(\text{normal_distribution}<\text{RealType}>(m, s), \log(x))$
cdf complement	Using the relation: $q = \text{cdf}(\text{complement}(\text{normal_distribution}<\text{RealType}>(m, s), \log(x)))$
quantile	Using the relation: $x = \exp(\text{quantile}(\text{normal_distribution}<\text{RealType}>(m, s), p))$
quantile from the complement	Using the relation: $x = \exp(\text{quantile}(\text{complement}(\text{normal_distribution}<\text{RealType}>(m, s), q)))$
mean	$e^{m + s^2 / 2}$
variance	$(e^{s^2} - 1) * e^{2m + s^2}$
mode	$e^{m + s^2}$
skewness	$\sqrt{e^{s^2} - 1} * (2 + e^{s^2})$
kurtosis	$e^{4s^2} + 2e^{3s^2} + 3e^{2s^2} - 3$
kurtosis excess	$e^{4s^2} + 2e^{3s^2} + 3e^{2s^2} - 6$

Negative Binomial Distribution

```
#include <boost/math/distributions/negative_binomial.hpp>
```

```

namespace boost{ namespace math{

template <class RealType = double,
         class Policy    = policies::policy<> >
class negative_binomial_distribution;

typedef negative_binomial_distribution<> negative_binomial;

template <class RealType, class Policy>
class negative_binomial_distribution
{
public:
    typedef RealType value_type;
    typedef Policy    policy_type;
    // Constructor from successes and success_fraction:
    negative_binomial_distribution(RealType r, RealType p);

    // Parameter accessors:
    RealType success_fraction() const;
    RealType successes() const;

    // Bounds on success fraction:
    static RealType find_lower_bound_on_p(
        RealType trials,
        RealType successes,
        RealType probability); // alpha
    static RealType find_upper_bound_on_p(
        RealType trials,
        RealType successes,
        RealType probability); // alpha

    // Estimate min/max number of trials:
    static RealType find_minimum_number_of_trials(
        RealType k,      // Number of failures.
        RealType p,      // Success fraction.
        RealType probability); // Probability threshold alpha.
    static RealType find_maximum_number_of_trials(
        RealType k,      // Number of failures.
        RealType p,      // Success fraction.
        RealType probability); // Probability threshold alpha.
};

}} // namespaces

```

The class type `negative_binomial_distribution` represents a [negative_binomial distribution](#): it is used when there are exactly two mutually exclusive outcomes of a [Bernoulli trial](#): these outcomes are labelled "success" and "failure".

For $k + r$ Bernoulli trials each with success fraction p , the `negative_binomial` distribution gives the probability of observing k failures and r successes with success on the last trial. The `negative_binomial` distribution assumes that `success_fraction` p is fixed for all $(k + r)$ trials.



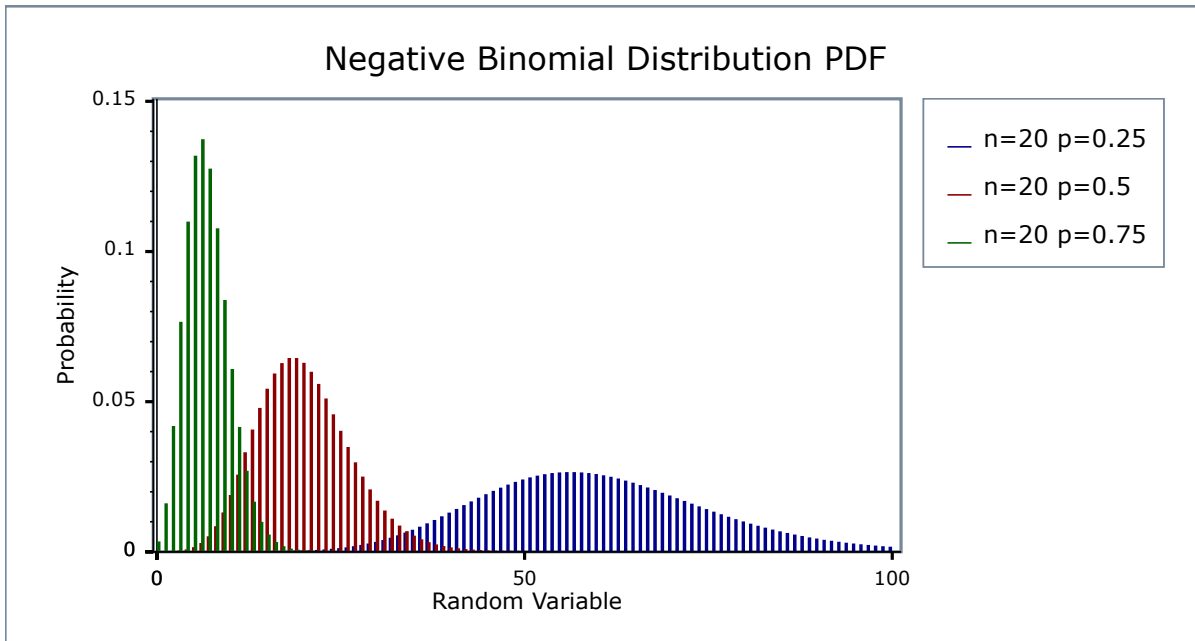
Note

The random variable for the negative binomial distribution is the number of trials, (the number of successes is a fixed property of the distribution) whereas for the binomial, the random variable is the number of successes, for a fixed number of trials.

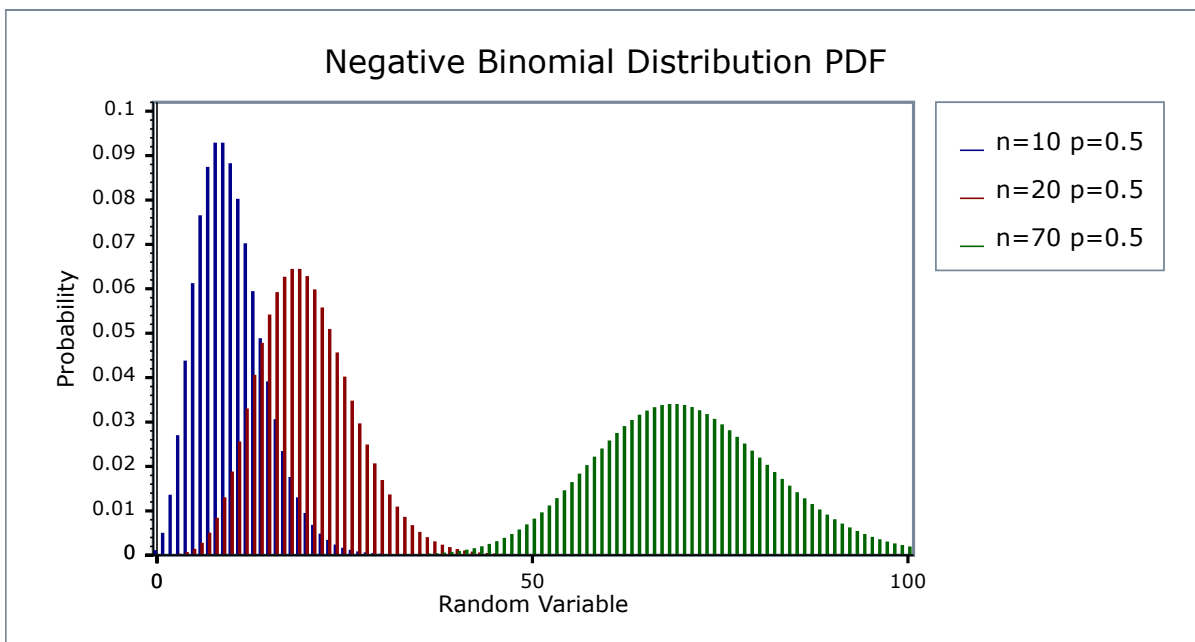
It has the PDF:

$$f(k; r, p) = \frac{\Gamma(r+k)}{k! \Gamma(r)} p^r (1-p)^k$$

The following graph illustrate how the PDF varies as the success fraction p changes:



Alternatively, this graph shows how the shape of the PDF varies as the number of successes changes:



Related Distributions

The name negative binomial distribution is reserved by some to the case where the successes parameter r is an integer. This integer version is also called the [Pascal distribution](#).

This implementation uses real numbers for the computation throughout (because it uses the **real-valued** incomplete beta function family of functions). This real-valued version is also called the Polya Distribution.

The Poisson distribution is a generalization of the Pascal distribution, where the success parameter r is an integer: to obtain the Pascal distribution you must ensure that an integer value is provided for r , and take integer values (floor or ceiling) from functions that return a number of successes.

For large values of r (successes), the negative binomial distribution converges to the Poisson distribution.

The geometric distribution is a special case where the successes parameter $r = 1$, so only a first and only success is required. $\text{geometric}(p) = \text{negative_binomial}(1, p)$.

The Poisson distribution is a special case for large successes

$$\text{poisson}(\lambda) = \lim_{r \rightarrow \infty} \text{negative_binomial}(r, r / (\lambda + r))$$



Caution

The Negative Binomial distribution is a discrete distribution: internally, functions like the `cdf` and `pdf` are treated "as if" they are continuous functions, but in reality the results returned from these functions only have meaning if an integer value is provided for the random variate argument.

The quantile function will by default return an integer result that has been *rounded outwards*. That is to say lower quantiles (where the probability is less than 0.5) are rounded downward, and upper quantiles (where the probability is greater than 0.5) are rounded upwards. This behaviour ensures that if an $X\%$ quantile is requested, then *at least* the requested coverage will be present in the central region, and *no more than* the requested coverage will be present in the tails.

This behaviour can be changed so that the quantile functions are rounded differently, or even return a real-valued result using [Policies](#). It is strongly recommended that you read the tutorial [Understanding Quantiles of Discrete Distributions](#) before using the quantile function on the Negative Binomial distribution. The [reference docs](#) describe how to change the rounding policy for these distributions.

Member Functions

Construct

```
negative_binomial_distribution(RealType r, RealType p);
```

Constructor: r is the total number of successes, p is the probability of success of a single trial.

Requires: $r > 0$ and $0 \leq p \leq 1$.

Accessors

```
RealType success_fraction() const; // successes / trials (0 <= p <= 1)
```

Returns the parameter p from which this distribution was constructed.

```
RealType successes() const; // required successes (r > 0)
```

Returns the parameter r from which this distribution was constructed.

The best method of calculation for the following functions is disputed: see [Binomial Distribution](#) for more discussion.

Lower Bound on Parameter p

```
static RealType find_lower_bound_on_p(  
    RealType failures,  
    RealType successes,  
    RealType probability) // (0 <= alpha <= 1), 0.05 equivalent to 95% confidence.
```

Returns a **lower bound** on the success fraction:

failures The total number of failures before the r th success.

successes The number of successes required.

alpha The largest acceptable probability that the true value of the success fraction is **less than** the value returned.

For example, if you observe k failures and r successes from $n = k + r$ trials the best estimate for the success fraction is simply r/n , but if you want to be 95% sure that the true value is **greater than** some value, p_{min} , then:

```
p_min = negative_binomial_distribution<RealType>::find_lower_bound_on_p(  
    failures, successes, 0.05);
```

[See negative binomial confidence interval example.](#)

This function uses the Clopper-Pearson method of computing the lower bound on the success fraction, whilst many texts refer to this method as giving an "exact" result in practice it produces an interval that guarantees *at least* the coverage required, and may produce pessimistic estimates for some combinations of *failures* and *successes*. See:

Yong Cai and K. Krishnamoorthy, A Simple Improved Inferential Method for Some Discrete Distributions. *Computational statistics and data analysis*, 2005, vol. 48, no3, 605-621.

Upper Bound on Parameter p

```
static RealType find_upper_bound_on_p(  
    RealType trials,  
    RealType successes,  
    RealType alpha) // (0 <= alpha <= 1), 0.05 equivalent to 95% confidence.
```

Returns an **upper bound** on the success fraction:

trials The total number of trials conducted.

successes The number of successes that occurred.

alpha The largest acceptable probability that the true value of the success fraction is **greater than** the value returned.

For example, if you observe k successes from n trials the best estimate for the success fraction is simply k/n , but if you want to be 95% sure that the true value is **less than** some value, p_{max} , then:

```
p_max = negative_binomial_distribution<RealType>::find_upper_bound_on_p(  
    r, k, 0.05);
```

[See negative binomial confidence interval example.](#)

This function uses the Clopper-Pearson method of computing the lower bound on the success fraction, whilst many texts refer to this method as giving an "exact" result in practice it produces an interval that guarantees *at least* the coverage required, and may produce pessimistic estimates for some combinations of *failures* and *successes*. See:

Yong Cai and K. Krishnamoorthy, A Simple Improved Inferential Method for Some Discrete Distributions. Computational statistics and data analysis, 2005, vol. 48, no3, 605-621.

Estimating Number of Trials to Ensure at Least a Certain Number of Failures

```
static RealType find_minimum_number_of_trials(  
    RealType k,      // number of failures.  
    RealType p,      // success fraction.  
    RealType alpha); // probability threshold (0.05 equivalent to 95%).
```

This functions estimates the number of trials required to achieve a certain probability that **more than k failures will be observed**.

k The target number of failures to be observed.

p The probability of *success* for each trial.

alpha The maximum acceptable risk that only k failures or fewer will be observed.

For example:

```
negative_binomial_distribution<RealType>::find_minimum_number_of_trials(10, 0.5, 0.05);
```

Returns the smallest number of trials we must conduct to be 95% sure of seeing 10 failures that occur with frequency one half.

Worked Example.

This function uses numeric inversion of the negative binomial distribution to obtain the result: another interpretation of the result, is that it finds the number of trials (success+failures) that will lead to an *alpha* probability of observing k failures or fewer.

Estimating Number of Trials to Ensure a Maximum Number of Failures or Less

```
static RealType find_maximum_number_of_trials(  
    RealType k,      // number of failures.  
    RealType p,      // success fraction.  
    RealType alpha); // probability threshold (0.05 equivalent to 95%).
```

This functions estimates the maximum number of trials we can conduct and achieve a certain probability that **k failures or fewer will be observed**.

k The maximum number of failures to be observed.

p The probability of *success* for each trial.

alpha The maximum acceptable *risk* that more than k failures will be observed.

For example:

```
negative_binomial_distribution<RealType>::find_maximum_number_of_trials(0, 1.0-1.0/1000000, 0.05);
```

Returns the largest number of trials we can conduct and still be 95% sure of seeing no failures that occur with frequency one in one million.

This function uses numeric inversion of the negative binomial distribution to obtain the result: another interpretation of the result, is that it finds the number of trials (success+failures) that will lead to an *alpha* probability of observing more than k failures.

Non-member Accessors

All the usual non-member accessor functions that are generic to all distributions are supported: [Cumulative Distribution Function](#), [Probability Density Function](#), [Quantile](#), [Hazard Function](#), [Cumulative Hazard Function](#), [mean](#), [median](#), [mode](#), [variance](#), [standard deviation](#), [skewness](#), [kurtosis](#), [kurtosis_excess](#), [range](#) and [support](#).

However it's worth taking a moment to define what these actually mean in the context of this distribution:

Table 15. Meaning of the non-member accessors.

Function	Meaning
Probability Density Function	<p>The probability of obtaining exactly k failures from k+r trials with success fraction p. For example:</p> <pre>pdf(negative_binomial(r, p), k)</pre>
Cumulative Distribution Function	<p>The probability of obtaining k failures or fewer from k+r trials with success fraction p and success on the last trial. For example:</p> <pre>cdf(negative_binomial(r, p), k)</pre>
Complement of the Cumulative Distribution Function	<p>The probability of obtaining more than k failures from k+r trials with success fraction p and success on the last trial. For example:</p> <pre>cdf(complement(negative_binomial(r, p), k))</pre>
Quantile	<p>The greatest number of failures k expected to be observed from k+r trials with success fraction p, at probability P. Note that the value returned is a real-number, and not an integer. Depending on the use case you may want to take either the floor or ceiling of the real result. For example:</p> <pre>quantile(negative_binomial(r, p), P)</pre>
Quantile from the complement of the probability	<p>The smallest number of failures k expected to be observed from k+r trials with success fraction p, at probability P. Note that the value returned is a real-number, and not an integer. Depending on the use case you may want to take either the floor or ceiling of the real result. For example:</p> <pre>quantile(complement(negative_binomial(r, p), P))</pre>

Accuracy

This distribution is implemented using the incomplete beta functions [ibeta](#) and [ibetac](#): please refer to these functions for information on accuracy.

Implementation

In the following table, p is the probability that any one trial will be successful (the success fraction), r is the number of successes, k is the number of failures, p is the probability and $q = 1-p$.

Function	Implementation Notes
pdf	$\text{pdf} = \exp(\lgamma(r+k) - \lgamma(r) - \lgamma(k+1)) * \text{pow}(p, r) * \text{pow}((1-p), k)$ <p>Implementation is in terms of ibeta_derivative:</p> $(p/(r+k)) * \text{ibeta_derivative}(r, \text{static_cast}<\text{RealType}>(k+1), p)$ <p>The function ibeta_derivative is used here, since it has already been optimised for the lowest possible error - indeed this is really just a thin wrapper around part of the internals of the incomplete beta function.</p>
cdf	<p>Using the relation:</p> $\text{cdf} = I_p(r, k+1) = \text{ibeta}(r, k+1, p)$ $= \text{ibeta}(r, \text{static_cast}<\text{RealType}>(k+1), p)$
cdf complement	<p>Using the relation:</p> $1 - \text{cdf} = I_p(k+1, r)$ $= \text{ibetac}(r, \text{static_cast}<\text{RealType}>(k+1), p)$
quantile	$\text{ibeta_invb}(r, p, P) - 1$
quantile from the complement	$\text{ibetac_invb}(r, p, Q) - 1$
mean	$r(1-p)/p$
variance	$r(1-p) / p * p$
mode	$\text{floor}((r-1) * (1-p)/p)$
skewness	$(2-p) / \sqrt{r * (1-p)}$
kurtosis	$6 / r + (p * p) / r * (1-p)$
kurtosis excess	$6 / r + (p * p) / r * (1-p) - 3$
parameter estimation member functions	
find_lower_bound_on_p	$\text{ibeta_inv}(\text{successes}, \text{failures} + 1, \alpha)$
find_upper_bound_on_p	$\text{ibetac_inv}(\text{successes}, \text{failures}, \alpha)$ plus see comments in code.
find_minimum_number_of_trials	$\text{ibeta_inva}(k+1, p, \alpha)$
find_maximum_number_of_trials	$\text{ibetac_inva}(k+1, p, \alpha)$

Implementation notes:

- The real concept type (that deliberately lacks the Lanczos approximation), was found to take several minutes to evaluate some extreme test values, so the test has been disabled for this type.
- Much greater speed, and perhaps greater accuracy, might be achieved for extreme values by using a normal approximation. This is NOT been tested or implemented.

Noncentral Beta Distribution

```
#include <boost/math/distributions/non_central_beta.hpp>

namespace boost{ namespace math{

template <class RealType = double,
          class Policy    = policies::policy<> >
class non_central_beta_distribution;

typedef non_central_beta_distribution<> non_central_beta;

template <class RealType, class Policy>
class non_central_beta_distribution
{
public:
    typedef RealType    value_type;
    typedef Policy      policy_type;

    // Constructor:
    non_central_beta_distribution(RealType alpha, RealType beta, RealType lambda);

    // Accessor to shape parameters:
    RealType alpha()const;
    RealType beta()const;

    // Accessor to non-centrality parameter lambda:
    RealType non_centrality()const;
};

}} // namespaces
```

The noncentral beta distribution is a generalization of the [Beta Distribution](#).

It is defined as the ratio $X = \chi_m^2(\lambda) / (\chi_m^2(\lambda) + \chi_n^2)$ where $\chi_m^2(\lambda)$ is a noncentral χ^2 random variable with m degrees of freedom, and χ_n^2 is a central χ^2 random variable with n degrees of freedom.

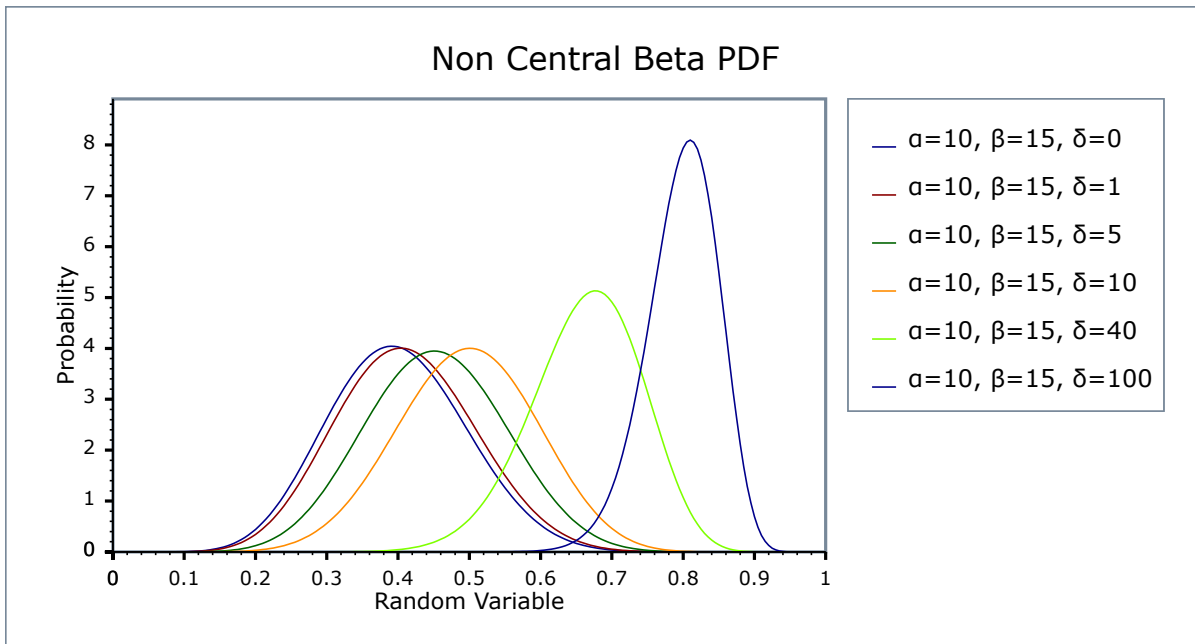
This gives a PDF that can be expressed as a Poisson mixture of beta distribution PDFs:

$$f(x; \alpha, \beta; \lambda) = \sum_{i=0}^{\infty} P\left(i; \frac{\lambda}{2}\right) I'_x(\alpha + i, \beta)$$

where $P(i; \lambda/2)$ is the discrete Poisson probability at i , with mean $\lambda/2$, and $I'_x(\alpha, \beta)$ is the derivative of the incomplete beta function. This leads to the usual form of the CDF as:

$$F(x; \alpha, \beta; \lambda) = \sum_{i=0}^{\infty} P\left(i; \frac{\lambda}{2}\right) I_x(\alpha + i, \beta)$$

The following graph illustrates how the distribution changes for different values of λ :



Member Functions

```
non_central_beta_distribution(RealType a, RealType b, RealType lambda);
```

Constructs a noncentral beta distribution with shape parameters a and b and non-centrality parameter $lambda$.

Requires $a > 0$, $b > 0$ and $lambda \geq 0$, otherwise calls `domain_error`.

```
RealType alpha()const;
```

Returns the parameter a from which this object was constructed.

```
RealType beta()const;
```

Returns the parameter b from which this object was constructed.

```
RealType non_centrality()const;
```

Returns the parameter $lambda$ from which this object was constructed.

Non-member Accessors

Most of the [usual non-member accessor functions](#) are supported: [Cumulative Distribution Function](#), [Probability Density Function](#), [Quantile](#), [mean](#), [variance](#), [standard deviation](#), [median](#), [mode](#), [Hazard Function](#), [Cumulative Hazard Function](#), [range](#) and [support](#).

Mean and variance are implemented using hypergeometric pfq functions and relations given in [Wolfram Noncentral Beta Distribution](#).

However, the following are not currently implemented: [skewness](#), [kurtosis](#) and [kurtosis_excess](#).

The domain of the random variable is $[0, 1]$.

Accuracy

The following table shows the peak errors (in units of [epsilon](#)) found on various platforms with various floating point types. No comparison to the [R-2.5.1 Math library](#), or to the FORTRAN implementations of AS226 or AS310 are given since these appear to

only guarantee absolute error: this would causes our test harness to assign an "*infinite*" error to these libraries for some of our test values when measuring *relative error*. Unless otherwise specified any floating-point type that is narrower than the one shown will have *effectively zero error*.

Table 16. Errors In CDF of the Noncentral Beta

Significand Size	Platform and Compiler	$\alpha, \beta, \lambda < 200$	$\alpha, \beta, \lambda > 200$
53	Win32, Visual C++ 8	Peak=620 Mean=22	Peak=8670 Mean=1040
64	RedHat Linux IA32, gcc-4.1.1	Peak=825 Mean=50	Peak= 2.5×10^4 Mean=4000
64	Redhat Linux IA64, gcc-3.4.4	Peak=825 Mean=30	Peak= 1.7×10^4 Mean=2500
113	HPUX IA64, aCC A.06.06	Peak=420 Mean=50	Peak=9200 Mean=1200

Error rates for the PDF, the complement of the CDF and for the quantile functions are broadly similar.

Tests

There are two sets of test data used to verify this implementation: firstly we can compare with a few sample values generated by the [R library](#). Secondly, we have tables of test data, computed with this implementation and using interval arithmetic - this data should be accurate to at least 50 decimal digits - and is the used for our accuracy tests.

Implementation

The CDF and its complement are evaluated as follows:

First we determine which of the two values (the CDF or its complement) is likely to be the smaller, the crossover point is taken to be the mean of the distribution: for this we use the approximation due to: R. Chattamvelli and R. Shanmugam, "Algorithm AS 310: Computing the Non-Central Beta Distribution Function", Applied Statistics, Vol. 46, No. 1. (1997), pp. 146-156.

$$E(X) = 1 - \left(\frac{\beta}{C}\right) \left(1 + \frac{\lambda}{2C^2}\right) ; \quad C = \alpha + \beta + \frac{\lambda}{2}$$

Then either the CDF or its complement is computed using the relations:

$$\begin{aligned} F(x; \alpha, \beta; \lambda) &= \sum_{i=0}^{\infty} P\left(i; \frac{\lambda}{2}\right) I_x(\alpha + i, \beta) \\ 1 - F(x; \alpha, \beta; \lambda) &= \sum_{i=0}^{\infty} P\left(i; \frac{\lambda}{2}\right) (1 - I_x(\alpha + i, \beta)) \end{aligned}$$

The summation is performed by starting at $i = \lambda/2$, and then recursing in both directions, using the usual recurrence relations for the Poisson PDF and incomplete beta functions. This is the "Method 2" described by:

Denise Benton and K. Krishnamoorthy, "Computing discrete mixtures of continuous distributions: noncentral chisquare, noncentral t and the distribution of the square of the sample multiple correlation coefficient", Computational Statistics & Data Analysis 43 (2003) 249-267.

Specific applications of the above formulae to the noncentral beta distribution can be found in:

Russell V. Lenth, "Algorithm AS 226: Computing Noncentral Beta Probabilities", Applied Statistics, Vol. 36, No. 2. (1987), pp. 241-244.

H. Frick, "Algorithm AS R84: A Remark on Algorithm AS 226: Computing Non-Central Beta Probabilities", Applied Statistics, Vol. 39, No. 2. (1990), pp. 311-312.

Ming Long Lam, "Remark AS R95: A Remark on Algorithm AS 226: Computing Non-Central Beta Probabilities", Applied Statistics, Vol. 44, No. 4. (1995), pp. 551-552.

Harry O. Posten, "An Effective Algorithm for the Noncentral Beta Distribution Function", The American Statistician, Vol. 47, No. 2. (May, 1993), pp. 129-131.

R. Chattamvelli, "A Note on the Noncentral Beta Distribution Function", The American Statistician, Vol. 49, No. 2. (May, 1995), pp. 231-234.

Of these, the Posten reference provides the most complete overview, and includes the modification starting iteration at $\lambda/2$.

The main difference between this implementation and the above references is the direct computation of the complement when most efficient to do so, and the accumulation of the sum to -1 rather than subtracting the result from 1 at the end: this can substantially reduce the number of iterations required when the result is near 1.

The PDF is computed using the methodology of Benton and Krishnamoorthy and the relation:

$$f(x; \alpha, \beta; \lambda) = \sum_{i=0}^{\infty} P\left(i; \frac{\lambda}{2}\right) I'_x(\alpha + i, \beta)$$

Quantiles are computed using a specially modified version of [bracket_and_solve_root](#), starting the search for the root at the mean of the distribution. (A Cornish-Fisher type expansion was also tried, but while this gets quite close to the root in many cases, when it is wrong it tends to introduce quite pathological behaviour: more investigation in this area is probably warranted).

Noncentral Chi-Squared Distribution

```
#include <boost/math/distributions/non_central_chi_squared.hpp>
```

```

namespace boost{ namespace math{

template <class RealType = double,
          class Policy    = policies::policy<> >
class non_central_chi_squared_distribution;

typedef non_central_chi_squared_distribution<> non_central_chi_squared;

template <class RealType, class Policy>
class non_central_chi_squared_distribution
{
public:
    typedef RealType    value_type;
    typedef Policy      policy_type;

    // Constructor:
    non_central_chi_squared_distribution(RealType v, RealType lambda);

    // Accessor to degrees of freedom parameter v:
    RealType degrees_of_freedom()const;

    // Accessor to non centrality parameter lambda:
    RealType non_centrality()const;

    // Parameter finders:
    static RealType find_degrees_of_freedom(RealType lambda, RealType x, RealType p);
    template <class A, class B, class C>
    static RealType find_degrees_of_freedom(const complemented3_type<A,B,C>& c);

    static RealType find_non_centrality(RealType v, RealType x, RealType p);
    template <class A, class B, class C>
    static RealType find_non_centrality(const complemented3_type<A,B,C>& c);
};

}} // namespaces

```

The noncentral chi-squared distribution is a generalization of the [Chi Squared Distribution](#). If X_i are v independent, normally distributed random variables with means μ_i and variances σ_i^2 , then the random variable

$$\sum_{i=1}^k \left(\frac{X_i}{\sigma_i} \right)^2$$

is distributed according to the noncentral chi-squared distribution.

The noncentral chi-squared distribution has two parameters: v which specifies the number of degrees of freedom (i.e. the number of X_i), and λ which is related to the mean of the random variables X_i by:

$$\lambda = \sum_{i=1}^k \left(\frac{\mu_i}{\sigma_i} \right)^2$$

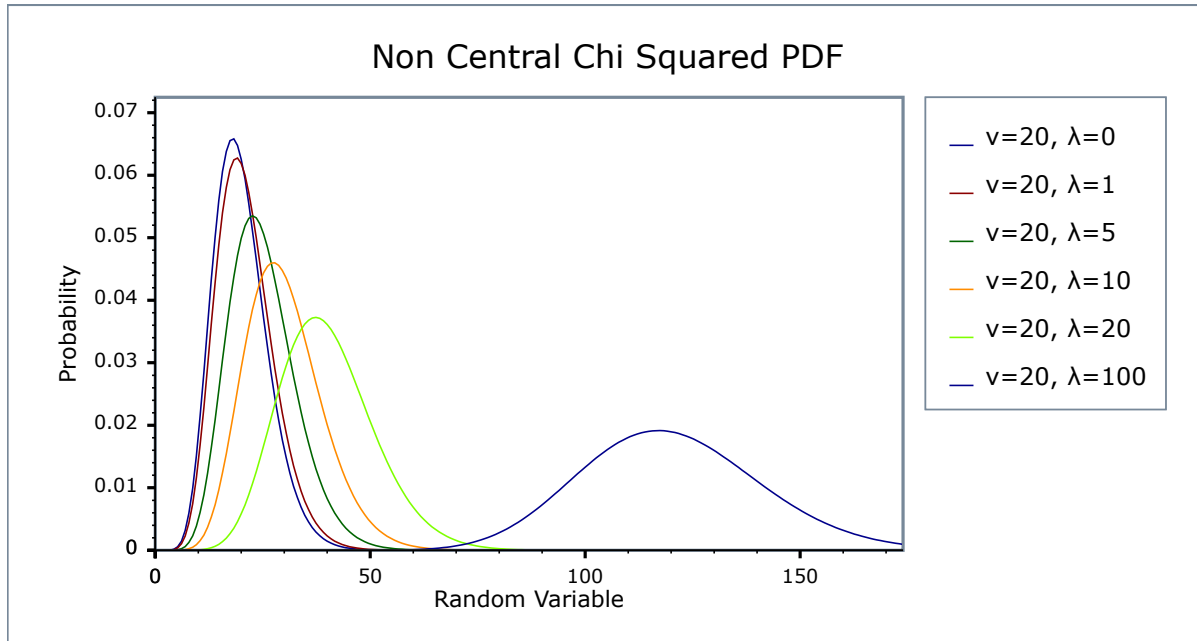
(Note that some references define λ as one half of the above sum).

This leads to a PDF of:

$$f(x; v, \lambda) = \sum_{i=0}^{\infty} \frac{e^{\left(-\frac{\lambda}{2}\right)} \left(\frac{\lambda}{2}\right)^i}{i!} f(x; v + 2i) = \frac{1}{2} e^{\left[-\frac{(x+\lambda)}{2}\right]} \left(\frac{x}{\lambda}\right)^{\left(\frac{v}{4}-\frac{1}{2}\right)} I_{\left(\frac{k}{2}-1\right)}(\sqrt{\lambda x})$$

where $f(x;k)$ is the central chi-squared distribution PDF, and $I_\nu(x)$ is a modified Bessel function of the first kind.

The following graph illustrates how the distribution changes for different values of λ :



Member Functions

```
non_central_chi_squared_distribution(RealType v, RealType lambda);
```

Constructs a Chi-Squared distribution with ν degrees of freedom and non-centrality parameter *lambda*.

Requires $\nu > 0$ and $\text{lambda} \geq 0$, otherwise calls [domain_error](#).

```
RealType degrees_of_freedom() const;
```

Returns the parameter ν from which this object was constructed.

```
RealType non_centrality() const;
```

Returns the parameter *lambda* from which this object was constructed.

```
static RealType find_degrees_of_freedom(RealType lambda, RealType x, RealType p);
```

This function returns the number of degrees of freedom ν such that: $\text{cdf}(\text{non_central_chi_squared}\langle \text{RealType}, \text{Policy} \rangle(\nu, \text{lambda}), x) == p$

```
template <class A, class B, class C>
static RealType find_degrees_of_freedom(const complemented3_type<A,B,C>& c);
```

When called with argument `boost::math::complement(lambda, x, q)` this function returns the number of degrees of freedom ν such that:

$\text{cdf}(\text{complement}(\text{non_central_chi_squared}\langle \text{RealType}, \text{Policy} \rangle(\nu, \text{lambda}), x)) == q$.

```
static RealType find_non_centrality(RealType v, RealType x, RealType p);
```

This function returns the non centrality parameter *lambda* such that:

```
cdf(non_central_chi_squared<RealType, Policy>(v, lambda), x) == p
```

```
template <class A, class B, class C>
static RealType find_non_centrality(const complemented3_type<A,B,C>& c);
```

When called with argument `boost::math::complement(v, x, q)` this function returns the non centrality parameter *lambda* such that:

```
cdf(complement(non_central_chi_squared<RealType, Policy>(v, lambda), x)) == q.
```

Non-member Accessors

All the [usual non-member accessor functions](#) that are generic to all distributions are supported: [Cumulative Distribution Function](#), [Probability Density Function](#), [Quantile](#), [Hazard Function](#), [Cumulative Hazard Function](#), [mean](#), [median](#), [mode](#), [variance](#), [standard deviation](#), [skewness](#), [kurtosis](#), [kurtosis_excess](#), [range](#) and [support](#).

The domain of the random variable is $[0, +\infty]$.

Examples

There is a [worked example](#) for the noncentral chi-squared distribution.

Accuracy

The following table shows the peak errors (in units of [epsilon](#)) found on various platforms with various floating-point types, along with comparisons to the [R-2.5.1 Math library](#). Unless otherwise specified, any floating-point type that is narrower than the one shown will have [effectively zero error](#).

Table 17. Errors In CDF of the Noncentral Chi-Squared

Significant Size	Platform and Compiler	$v, \lambda < 200$	$v, \lambda > 200$
53	Win32, Visual C++ 8	Peak=50 Mean=9.9 R Peak=685 Mean=109	Peak=9780 Mean=718 R Peak= 3×10^8 Mean= 2×10^7
64	RedHat Linux IA32, gcc-4.1.1	Peak=270 Mean=27	Peak=7900 Mean=900
64	Redhat Linux IA64, gcc-3.4.4	Peak=107 Mean=17	Peak=5000 Mean=630
113	HPUX IA64, aCC A.06.06	Peak=270 Mean=20	Peak=4600 Mean=560

Error rates for the complement of the CDF and for the quantile functions are broadly similar. Special mention should go to the `mode` function: there is no closed form for this function, so it is evaluated numerically by finding the maxima of the PDF: in principal this can not produce an accuracy greater than the square root of the machine epsilon.

Tests

There are two sets of test data used to verify this implementation: firstly we can compare with published data, for example with Table 6 of "Self-Validating Computations of Probabilities for Selected Central and Noncentral Univariate Probability Functions", Morgan C. Wang and William J. Kennedy, Journal of the American Statistical Association, Vol. 89, No. 427. (Sep., 1994), pp. 878-887. Secondly, we have tables of test data, computed with this implementation and using interval arithmetic - this data should be accurate to at least 50 decimal digits - and is the used for our accuracy tests.

Implementation

The CDF and its complement are evaluated as follows:

First we determine which of the two values (the CDF or its complement) is likely to be the smaller: for this we can use the relation due to Temme (see "Asymptotic and Numerical Aspects of the Noncentral Chi-Square Distribution", N. M. Temme, Computers Math. Applic. Vol 25, No. 5, 55-63, 1993) that:

$$F(v, \lambda; v + \lambda) \approx 0.5$$

and so compute the CDF when the random variable is less than $v + \lambda$, and its complement when the random variable is greater than $v + \lambda$. If necessary the computed result is then subtracted from 1 to give the desired result (the CDF or its complement).

For small values of the non centrality parameter, the CDF is computed using the method of Ding (see "Algorithm AS 275: Computing the Non-Central #2 Distribution Function", Cherng G. Ding, Applied Statistics, Vol. 41, No. 2. (1992), pp. 478-482). This uses the following series representation:

$$P(x; v, \lambda) = \sum_{i=0}^{\infty} s_i t_i$$

$$s_0 = u_0 = e^{-\frac{\lambda}{2}}, \quad s_i = s_{i-1} + u_i, \quad u_i = u_{i-1} \frac{\lambda}{2i}$$

$$t_0 = \frac{1}{\Gamma(\frac{v}{2} + 1)} \left(\frac{x}{2}\right)^{\frac{v}{2}} e^{-\frac{x}{2}}, \quad t_i = t_{i-1} \frac{x}{v + 2i}$$

which requires just one call to [gamma_p_derivative](#) with the subsequent terms being computed by recursion as shown above.

For larger values of the non-centrality parameter, Ding's method can take an unreasonable number of terms before convergence is achieved. Furthermore, the largest term is not the first term, so in extreme cases the first term may be zero, leading to a zero result, even though the true value may be non-zero.

Therefore, when the non-centrality parameter is greater than 200, the method due to Krishnamoorthy (see "Computing discrete mixtures of continuous distributions: noncentral chisquare, noncentral t and the distribution of the square of the sample multiple correlation coefficient", Denise Benton and K. Krishnamoorthy, Computational Statistics & Data Analysis, 43, (2003), 249-267) is used.

This method uses the well known sum:

$$P(x; v, \lambda) = \sum_{i=0}^{\infty} \frac{e^{-\frac{\lambda}{2}} \left(\frac{\lambda}{2}\right)^i}{i!} P_{\frac{x}{2}}\left(\frac{v}{2} + i\right)$$

Where $P_a(x)$ is the incomplete gamma function.

The method starts at the λ th term, which is where the Poisson weighting function achieves its maximum value, although this is not necessarily the largest overall term. Subsequent terms are calculated via the normal recurrence relations for the incomplete gamma function, and iteration proceeds both forwards and backwards until sufficient precision has been achieved. It should be noted that recurrence in the forwards direction of $P_a(x)$ is numerically unstable. However, since we always start *after* the largest term in the series, numeric instability is introduced more slowly than the series converges.

Computation of the complement of the CDF uses an extension of Krishnamoorthy's method, given that:

$$1 - P(x; v, \lambda) = \sum_{i=0}^{\infty} \frac{e^{-\frac{\lambda}{2}} \left(\frac{\lambda}{2}\right)^i}{i!} Q_{\frac{x}{2}}\left(\frac{v}{2} + i\right)$$

we can again start at the λ 'th term and proceed in both directions from there until the required precision is achieved. This time it is backwards recursion on the incomplete gamma function $Q_a(x)$ which is unstable. However, as long as we start well *before* the largest term, this is not an issue in practice.

The PDF is computed directly using the relation:

$$f(x; \nu, \lambda) = \sum_{i=0}^{\infty} \frac{e^{\left(-\frac{\lambda}{2}\right)\left(\frac{\lambda}{2}\right)^i}}{i!} f(x; \nu + 2i) = \frac{1}{2} e^{\left[-\frac{(x+\lambda)}{2}\right]} \left(\frac{x}{\lambda}\right)^{\left(\frac{\nu}{4} - \frac{1}{2}\right)} I_{\left(\frac{k}{2}-1\right)}(\sqrt{\lambda x})$$

Where $f(x; \nu)$ is the PDF of the central [Chi Squared Distribution](#) and $I_\nu(x)$ is a modified Bessel function, see [cyl_bessel_i](#). For small values of the non-centrality parameter the relation in terms of [cyl_bessel_i](#) is used. However, this method fails for large values of the non-centrality parameter, so in that case the infinite sum is evaluated using the method of Benton and Krishnamoorthy, and the usual recurrence relations for successive terms.

The quantile functions are computed by numeric inversion of the CDF.

There is no [closed form](#) for the mode of the noncentral chi-squared distribution: it is computed numerically by finding the maximum of the PDF. Likewise, the median is computed numerically via the quantile.

The remaining non-member functions use the following formulas:

$$\begin{aligned} \text{mean} &= \nu + \lambda \\ \text{variance} &= 2(\nu + 2\lambda) \\ \text{skewness} &= \frac{2^{\frac{3}{2}}(\nu + 3\lambda)}{(\nu + 2\lambda)^{\frac{3}{2}}} \end{aligned}$$

Some analytic properties of noncentral distributions (particularly unimodality, and monotonicity of their modes) are surveyed and summarized by:

Andrea van Aubel & Wolfgang Gawronski, Applied Mathematics and Computation, 141 (2003) 3-12.

Noncentral F Distribution

```
#include <boost/math/distributions/non_central_f.hpp>
```

```

namespace boost{ namespace math{

template <class RealType = double,
          class Policy    = policies::policy<> >
class non_central_f_distribution;

typedef non_central_f_distribution<> non_central_f;

template <class RealType, class Policy>
class non_central_f_distribution
{
public:
    typedef RealType    value_type;
    typedef Policy      policy_type;

    // Constructor:
    non_central_f_distribution(RealType v1, RealType v2, RealType lambda);

    // Accessor to degrees_of_freedom parameters v1 & v2:
    RealType degrees_of_freedom1() const;
    RealType degrees_of_freedom2() const;

    // Accessor to non-centrality parameter lambda:
    RealType non_centrality() const;
};

}} // namespaces

```

The noncentral F distribution is a generalization of the [Fisher F Distribution](#). It is defined as the ratio

$$F = (X/v_1) / (Y/v_2)$$

where X is a noncentral χ^2 random variable with v_1 degrees of freedom and non-centrality parameter λ , and Y is a central χ^2 random variable with v_2 degrees of freedom.

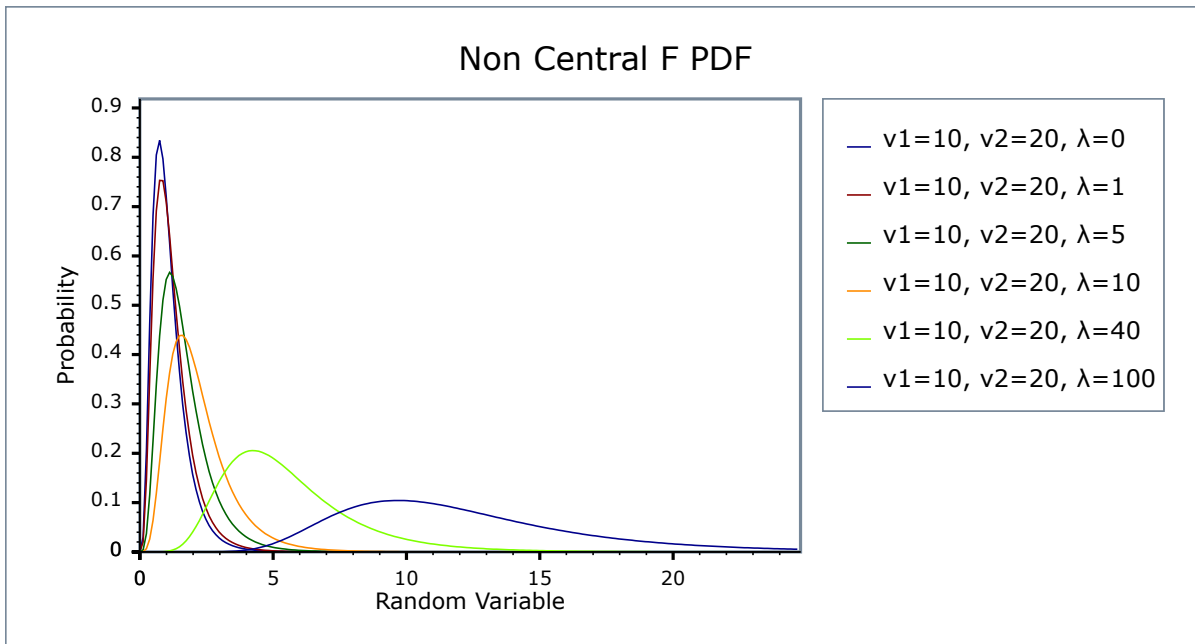
This gives the following PDF:

$$f(x; v_1, v_2; \lambda) = e^{-\frac{\lambda}{2} + \frac{(\lambda v_1 x)}{2(v_2 + v_1 x)}} \frac{v_1^{\frac{v_1}{2}} v_2^{\frac{v_2}{2}} x^{\frac{v_1}{2}-1}}{(v_2 + v_1 x)^{\frac{v_1+v_2}{2}}} \frac{\Gamma(\frac{1}{2}v_1) \Gamma(1 + \frac{1}{2}v_2) L_{\frac{v_1}{2}-1}^{\frac{v_1}{2}}\left(-\frac{\lambda v_1 x}{2(v_2 + v_1 x)}\right)}{B(\frac{1}{2}v_1, \frac{1}{2}v_2) \Gamma(\frac{1}{2}(v_1 + v_2))}$$

where $L_a^b(c)$ is a generalised Laguerre polynomial and $B(a,b)$ is the [beta](#) function, or

$$f(x; v_1, v_2; \lambda) = \sum_{k=0}^{\infty} \frac{e^{-\frac{\lambda}{2}} \left(\frac{\lambda}{2}\right)^k}{B\left(\frac{v_2}{2}, \frac{v_1}{2} + k\right) k!} \left(\frac{v_1}{v_2}\right)^{\left(\frac{v_1}{2}+k\right)} \left(\frac{v_2}{v_2 + v_1 x}\right)^{\left(\frac{v_1+v_2}{2}+k\right)} x^{\left(\frac{v_1}{2}+k-1\right)}$$

The following graph illustrates how the distribution changes for different values of λ :



Member Functions

```
non_central_f_distribution(RealType v1, RealType v2, RealType lambda);
```

Constructs a non-central beta distribution with parameters $v1$ and $v2$ and non-centrality parameter $lambda$.

Requires $v1 > 0$, $v2 > 0$ and $lambda \geq 0$, otherwise calls [domain_error](#).

```
RealType degrees_of_freedom1() const;
```

Returns the parameter $v1$ from which this object was constructed.

```
RealType degrees_of_freedom2() const;
```

Returns the parameter $v2$ from which this object was constructed.

```
RealType non_centrality() const;
```

Returns the non-centrality parameter $lambda$ from which this object was constructed.

Non-member Accessors

All the [usual non-member accessor functions](#) that are generic to all distributions are supported: [Cumulative Distribution Function](#), [Probability Density Function](#), [Quantile](#), [Hazard Function](#), [Cumulative Hazard Function](#), [mean](#), [median](#), [mode](#), [variance](#), [standard deviation](#), [skewness](#), [kurtosis](#), [kurtosis_excess](#), [range](#) and [support](#).

The domain of the random variable is $[0, +\infty]$.

Accuracy

This distribution is implemented in terms of the [Noncentral Beta Distribution](#): refer to that distribution for accuracy data.

Tests

Since this distribution is implemented by adapting another distribution, the tests consist of basic sanity checks computed by the [R-2.5.1 Math library statistical package](#) and its pbeta and dbeta functions.

Implementation

In the following table ν_1 and ν_2 are the first and second degrees of freedom parameters of the distribution, λ is the non-centrality parameter, x is the random variate, p is the probability, and $q = 1-p$.

Function	Implementation Notes
pdf	<p>Implemented in terms of the non-central beta PDF using the relation:</p> $f(x; v_1, v_2; \lambda) = (v_1/v_2) / ((1+y)*(1+y)) * g(y/(1+y); v_1/2, v_2/2; \lambda)$ <p>where $g(x; a, b; \lambda)$ is the non central beta PDF, and:</p> $y = x * v_1 / v_2$
cdf	<p>Using the relation:</p> $p = B_y(v_1/2, v_2/2; \lambda)$ <p>where $B_x(a, b; \lambda)$ is the noncentral beta distribution CDF and</p> $y = x * v_1 / v_2$
cdf complement	<p>Using the relation:</p> $q = 1 - B_y(v_1/2, v_2/2; \lambda)$ <p>where $1 - B_x(a, b; \lambda)$ is the complement of the noncentral beta distribution CDF and</p> $y = x * v_1 / v_2$
quantile	<p>Using the relation:</p> $x = (bx / (1-bx)) * (v_1 / v_2)$ <p>where</p> $bx = Q_p^{-1}(v_1/2, v_2/2; \lambda)$ <p>and</p> $Q_p^{-1}(v_1/2, v_2/2; \lambda)$ <p>is the noncentral beta quantile.</p>
quantile from the complement	<p>Using the relation:</p> $x = (bx / (1-bx)) * (v_1 / v_2)$ <p>where</p> $bx = QC_q^{-1}(v_1/2, v_2/2; \lambda)$ <p>and</p> $QC_q^{-1}(v_1/2, v_2/2; \lambda)$ <p>is the noncentral beta quantile from the complement.</p>
mean	$v_2 * (v_1 + 1) / (v_1 * (v_2 - 2))$
mode	By numeric maximalisation of the PDF.

Function	Implementation Notes
variance	Refer to, Weisstein, Eric W. "Noncentral F-Distribution." From MathWorld--A Wolfram Web Resource.
skewness	Refer to, Weisstein, Eric W. "Noncentral F-Distribution." From MathWorld--A Wolfram Web Resource. , and to the Mathematica documentation
kurtosis and kurtosis excess	Refer to, Weisstein, Eric W. "Noncentral F-Distribution." From MathWorld--A Wolfram Web Resource. , and to the Mathematica documentation

Some analytic properties of noncentral distributions (particularly unimodality, and monotonicity of their modes) are surveyed and summarized by:

Andrea van Aubel & Wolfgang Gawronski, Applied Mathematics and Computation, 141 (2003) 3-12.

Noncentral T Distribution

```
#include <boost/math/distributions/non_central_t.hpp>

namespace boost{ namespace math{

template <class RealType = double,
          class Policy    = policies::policy<> >
class non_central_t_distribution;

typedef non_central_t_distribution<> non_central_t;

template <class RealType, class Policy>
class non_central_t_distribution
{
public:
    typedef RealType    value_type;
    typedef Policy      policy_type;

    // Constructor:
    non_central_t_distribution(RealType v, RealType delta);

    // Accessor to degrees_of_freedom parameter v:
    RealType degrees_of_freedom()const;

    // Accessor to non-centrality parameter delta:
    RealType non_centrality()const;
};

}} // namespaces
```

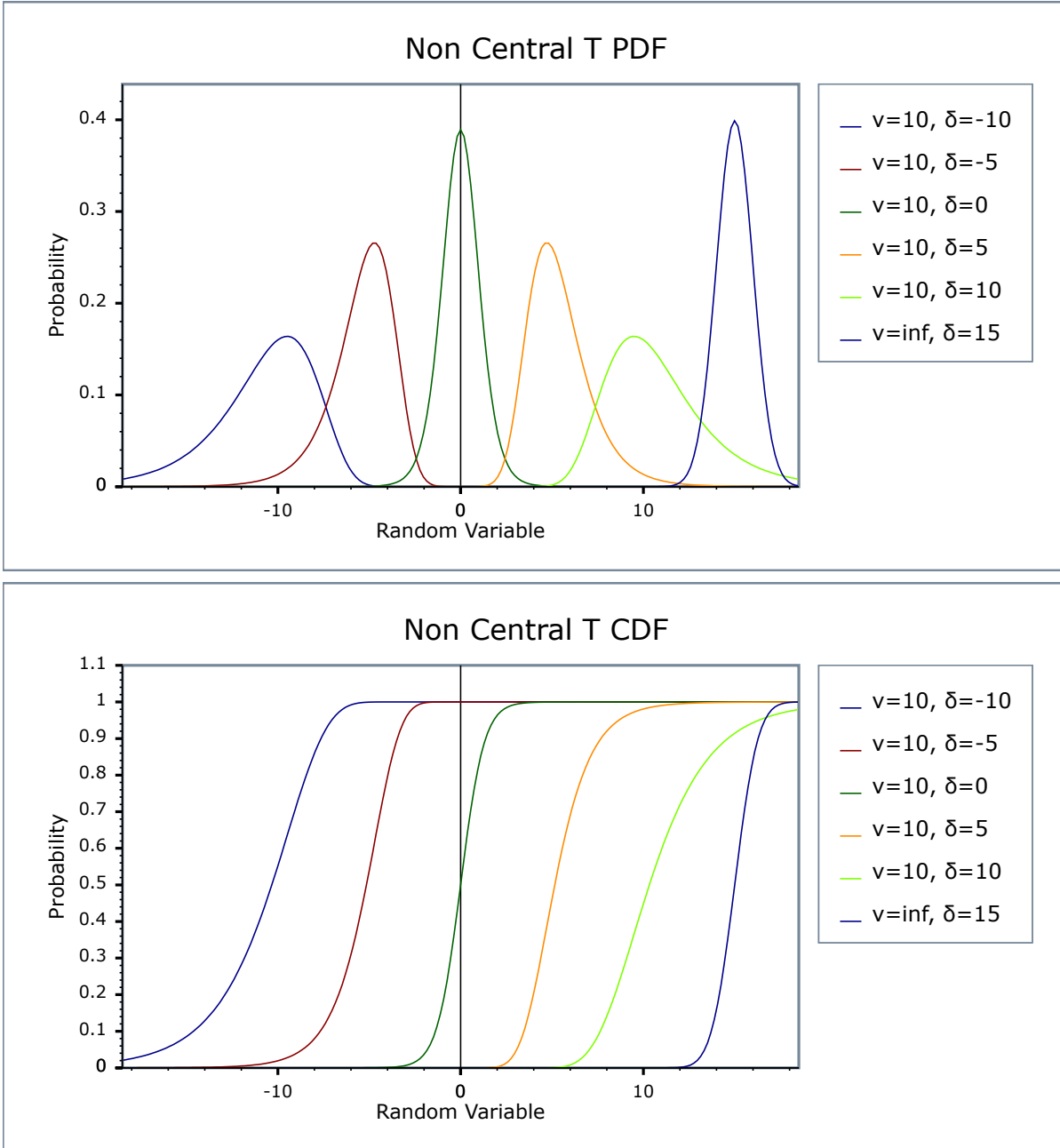
The noncentral T distribution is a generalization of the [Students t Distribution](#). Let X have a normal distribution with mean δ and variance 1, and let $v S^2$ have a chi-squared distribution with degrees of freedom v . Assume that X and S^2 are independent. The distribution of $t_v(\delta)=X/S$ is called a noncentral t distribution with degrees of freedom v and noncentrality parameter δ .

This gives the following PDF:

$$f(x; v; \delta) = \frac{v^{\frac{v}{2}} v!}{2^v e^{\frac{\delta^2}{2}} (v+x^2)^{\frac{v}{2}} \Gamma(\frac{v}{2})} \left(\frac{\sqrt{2} \delta x {}_1F_1\left(\frac{n}{2} + 1; \frac{3}{2}; \frac{\delta^2 x^2}{2(n+x^2)}\right)}{(v+x^2) \Gamma(\frac{1}{2}(v+1))} + \frac{{}_1F_1\left(\frac{1}{2}(n+1); \frac{1}{2}; \frac{\delta^2 x^2}{2(v+x^2)}\right)}{\sqrt{v+x^2} \Gamma(\frac{v}{2} + 1)} \right)$$

where ${}_1F_1(a;b;x)$ is a confluent hypergeometric function.

The following graph illustrates how the distribution changes for different values of v and δ :



Member Functions

```
non_central_t_distribution(RealType v, RealType delta);
```

Constructs a non-central t distribution with degrees of freedom parameter v and non-centrality parameter δ .

Requires $\nu > 0$ (including positive infinity) and finite δ , otherwise calls [domain_error](#).

```
RealType degrees_of_freedom() const;
```

Returns the parameter ν from which this object was constructed.

```
RealType non_centrality() const;
```

Returns the non-centrality parameter δ from which this object was constructed.

Non-member Accessors

All the [usual non-member accessor functions](#) that are generic to all distributions are supported: [Cumulative Distribution Function](#), [Probability Density Function](#), [Quantile](#), [Hazard Function](#), [Cumulative Hazard Function](#), [mean](#), [median](#), [mode](#), [variance](#), [standard deviation](#), [skewness](#), [kurtosis](#), [kurtosis_excess](#), [range](#) and [support](#).

The domain of the random variable is $[-\infty, +\infty]$.

Accuracy

The following table shows the peak errors (in units of [epsilon](#)) found on various platforms with various floating-point types. Unless otherwise specified, any floating-point type that is narrower than the one shown will have [effectively zero error](#).

Table 18. Errors In CDF of the Noncentral T Distribution

Significand Size (bits)	Platform and Compiler	$\nu, \delta < 600$
53	Win32, Visual C++ 8	Peak=120 Mean=26
64	RedHat Linux IA32, gcc-4.1.1	Peak=121 Mean=26
64	Redhat Linux IA64, gcc-3.4.4	Peak=122 Mean=25
113	HPUX IA64, aCC A.06.06	Peak=115 Mean=24



Caution

The complexity of the current algorithm is dependent upon δ^2 : consequently the time taken to evaluate the CDF increases rapidly for $\delta > 500$, likewise the accuracy decreases rapidly for very large δ .

Accuracy for the quantile and PDF functions should be broadly similar. The *mode* is determined numerically and cannot in principal be more accurate than the square root of floating-point type FPT epsilon, accessed using `boost::math::tools::epsilon<FPT>()`. For 64-bit `double`, epsilon is about $1e-16$, so the fractional accuracy is limited to $1e-8$.

Tests

There are two sets of tests of this distribution:

Basic sanity checks compare this implementation to the test values given in "Computing discrete mixtures of continuous distributions: noncentral chisquare, noncentral t and the distribution of the square of the sample multiple correlation coefficient." Denise Benton, K. Krishnamoorthy, Computational Statistics & Data Analysis 43 (2003) 249-267.

Accuracy checks use test data computed with this implementation and arbitrary precision interval arithmetic: this test data is believed to be accurate to at least 50 decimal places.

The cases of large (or infinite) v and/or large δ has received special treatment to avoid catastrophic loss of accuracy. New tests have been added to confirm the improvement achieved.

From Boost 1.52, degrees of freedom v can be $+\infty$ when the normal distribution located at δ (equivalent to the central Student's t distribution) is used in place for accuracy and speed.

Implementation

The CDF is computed using a modification of the method described in "Computing discrete mixtures of continuous distributions: noncentral chisquare, noncentral t and the distribution of the square of the sample multiple correlation coefficient." Denise Benton, K. Krishnamoorthy, Computational Statistics & Data Analysis 43 (2003) 249-267.

This uses the following formula for the CDF:

$$P(t; v; \delta) = \Phi(-\delta) + \frac{1}{2} \sum_{i=0}^{\infty} \left(P_i I_x\left(i + \frac{1}{2}, \frac{v}{2}\right) + \frac{\delta}{\sqrt{2}} Q_i I_x\left(i + 1, \frac{v}{2}\right) \right)$$

$$P_i = e^{-\frac{\delta^2}{2} \left(\frac{\delta^2}{2}\right)^i / i!}, \quad Q_i = e^{-\frac{\delta^2}{2} \left(\frac{\delta^2}{2}\right)^i / \Gamma\left(i + \frac{3}{2}\right)}, \quad x = \frac{t^2}{(v + t^2)}$$

Where $I_x(a,b)$ is the incomplete beta function, and $\Phi(x)$ is the normal CDF at x .

Iteration starts at the largest of the Poisson weighting terms (at $i = \delta^2 / 2$) and then proceeds in both directions as per Benton and Krishnamoorthy's paper.

Alternatively, by considering what happens when $t = \infty$, we have $x = 1$, and therefore $I_x(a,b) = 1$ and:

$$P(\infty; v; \delta) = 1 = \Phi(-\delta) + \frac{1}{2} \sum_{i=0}^{\infty} \left(P_i + \frac{\delta}{\sqrt{2}} Q_i \right)$$

From this we can easily show that:

$$1 - P(t; v; \delta) = \frac{1}{2} \sum_{i=0}^{\infty} \left(P_i I_y\left(\frac{v}{2}, i + \frac{1}{2}\right) + \frac{\delta}{\sqrt{2}} Q_i I_y\left(\frac{v}{2}, i + 1\right) \right) ; \quad y = 1 - x = \frac{v}{v + t^2}$$

and therefore we have a means to compute either the probability or its complement directly without the risk of cancellation error. The crossover criterion for choosing whether to calculate the CDF or its complement is the same as for the [Noncentral Beta Distribution](#).

The PDF can be computed by a very similar method using:

$$f(t; v; \delta) = \frac{vt}{v^2 + 2vt^2 + t^4} \sum_{i=0}^{\infty} \left(P_i I'_x\left(i + \frac{1}{2}, \frac{v}{2}\right) + \frac{\delta}{\sqrt{2}} Q_i I'_x\left(i + 1, \frac{v}{2}\right) \right)$$

Where $I'_x(a,b)$ is the derivative of the incomplete beta function.

For both the PDF and CDF we switch to approximating the distribution by a Student's t distribution centred on δ when v is very large. The crossover location appears to be when $\delta/(4v) < \epsilon$, this location was estimated by inspection of equation 2.6 in "A Comparison of Approximations To Percentiles of the Noncentral t -Distribution". H. Sahai and M. M. Ojeda, Revista Investigacion Operacional Vol 21, No 2, 2000, page 123.

Equation 2.6 is a Fisher-Cornish expansion by Eeden and Johnson. The second term includes the ratio $\delta/(4v)$, so when this term become negligible, this and following terms can be ignored, leaving just Student's t distribution centred on δ .

This was also confirmed by experimental testing.

See also

- "Some Approximations to the Percentage Points of the Noncentral t-Distribution". C. van Eeden. International Statistical Review, 29, 4-31.
- "Continuous Univariate Distributions". N.L. Johnson, S. Kotz and N. Balkrishnan. 1995. John Wiley and Sons New York.

The quantile is calculated via the usual [derivative-free root-finding techniques](#), with the initial guess taken as the quantile of a normal approximation to the noncentral T.

There is no closed form for the mode, so this is computed via functional maximisation of the PDF.

The remaining functions (mean, variance etc) are implemented using the formulas given in Weisstein, Eric W. "Noncentral Student's t-Distribution." From MathWorld--A Wolfram Web Resource. <http://mathworld.wolfram.com/NoncentralStudentst-Distribution.html> and in the [Mathematica documentation](#).

Some analytic properties of noncentral distributions (particularly unimodality, and monotonicity of their modes) are surveyed and summarized by:

Andrea van Aubel & Wolfgang Gawronski, Applied Mathematics and Computation, 141 (2003) 3-12.

Normal (Gaussian) Distribution

```
#include <boost/math/distributions/normal.hpp>
```

```
namespace boost{ namespace math{

template <class RealType = double,
          class Policy    = policies::policy<> >
class normal_distribution;

typedef normal_distribution<> normal;

template <class RealType, class Policy>
class normal_distribution
{
public:
    typedef RealType value_type;
    typedef Policy    policy_type;
    // Construct:
    normal_distribution(RealType mean = 0, RealType sd = 1);
    // Accessors:
    RealType mean()const; // location.
    RealType standard_deviation()const; // scale.
    // Synonyms, provided to allow generic use of find_location and find_scale.
    RealType location()const;
    RealType scale()const;
};

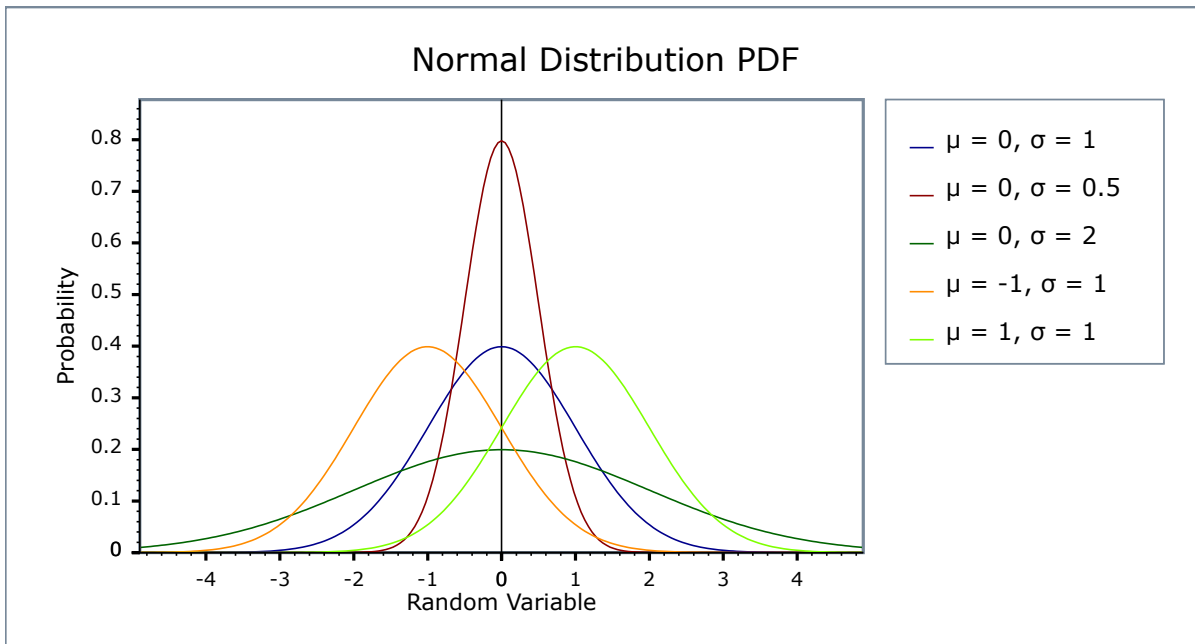
}} // namespaces
```

The normal distribution is probably the most well known statistical distribution: it is also known as the Gaussian Distribution. A normal distribution with mean zero and standard deviation one is known as the *Standard Normal Distribution*.

Given mean μ and standard deviation σ it has the PDF:

$$f(x; \mu, \sigma) = \frac{1}{\sigma\sqrt{2\pi}} e^{-\frac{(x-\mu)^2}{2\sigma^2}}$$

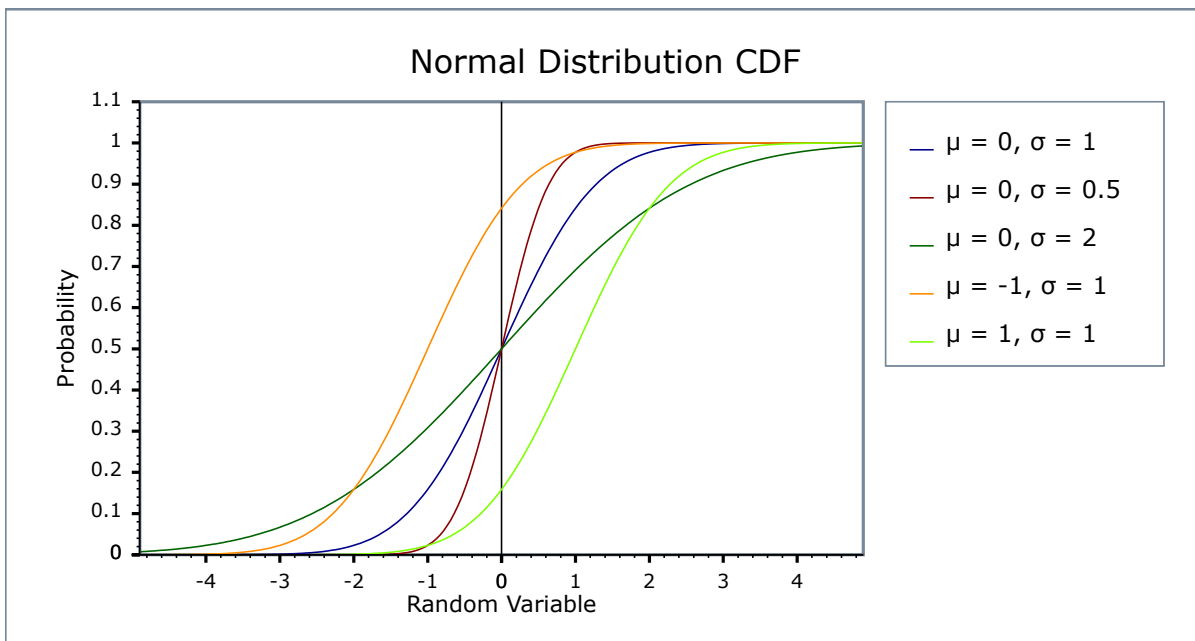
The variation the PDF with its parameters is illustrated in the following graph:



The cumulative distribution function is given by

$$\frac{1}{2} \left[1 + \operatorname{erf} \left(\frac{(x - \mu)}{\sqrt{2\sigma^2}} \right) \right]$$

and illustrated by this graph



Member Functions

```
normal_distribution(RealType mean = 0, RealType sd = 1);
```

Constructs a normal distribution with mean *mean* and standard deviation *sd*.

Requires $sd > 0$, otherwise [domain_error](#) is called.

```
RealType mean() const;
RealType location() const;
```

both return the *mean* of this distribution.

```
RealType standard_deviation() const;
RealType scale() const;
```

both return the *standard deviation* of this distribution. (Redundant location and scale function are provided to match other similar distributions, allowing the functions `find_location` and `find_scale` to be used generically).

Non-member Accessors

All the [usual non-member accessor functions](#) that are generic to all distributions are supported: [Cumulative Distribution Function](#), [Probability Density Function](#), [Quantile](#), [Hazard Function](#), [Cumulative Hazard Function](#), [mean](#), [median](#), [mode](#), [variance](#), [standard deviation](#), [skewness](#), [kurtosis](#), [kurtosis_excess](#), [range](#) and [support](#).

The domain of the random variable is $[-[max_value], +[min_value]]$. However, the pdf of $+\infty$ and $-\infty = 0$ is also supported, and cdf at $-\infty = 0$, cdf at $+\infty = 1$, and complement cdf $-\infty = 1$ and $+\infty = 0$, if `RealType` permits.

Accuracy

The normal distribution is implemented in terms of the [error function](#), and as such should have very low error rates.

Implementation

In the following table m is the mean of the distribution, and s is its standard deviation.

Function	Implementation Notes
pdf	Using the relation: $pdf = e^{-(x-m)^2/(2s^2)} / (s * \sqrt{2*\pi})$
cdf	Using the relation: $p = 0.5 * \text{erfc}(-(x-m)/(s*\sqrt{2}))$
cdf complement	Using the relation: $q = 0.5 * \text{erfc}((x-m)/(s*\sqrt{2}))$
quantile	Using the relation: $x = m - s * \sqrt{2} * \text{erfc_inv}(2*p)$
quantile from the complement	Using the relation: $x = m + s * \sqrt{2} * \text{erfc_inv}(2*p)$
mean and standard deviation	The same as <code>dist.mean()</code> and <code>dist.standard_deviation()</code>
mode	The same as the mean.
median	The same as the mean.
skewness	0
kurtosis	3
kurtosis excess	0

Pareto Distribution

```
#include <boost/math/distributions/pareto.hpp>

namespace boost{ namespace math{

template <class RealType = double,
          class Policy    = policies::policy<> >
class pareto_distribution;

typedef pareto_distribution<> pareto;

template <class RealType, class Policy>
class pareto_distribution
{
public:
    typedef RealType value_type;
    // Constructor:
    pareto_distribution(RealType scale = 1, RealType shape = 1)
    // Accessors:
    RealType scale()const;
    RealType shape()const;
};

}} // namespaces
```

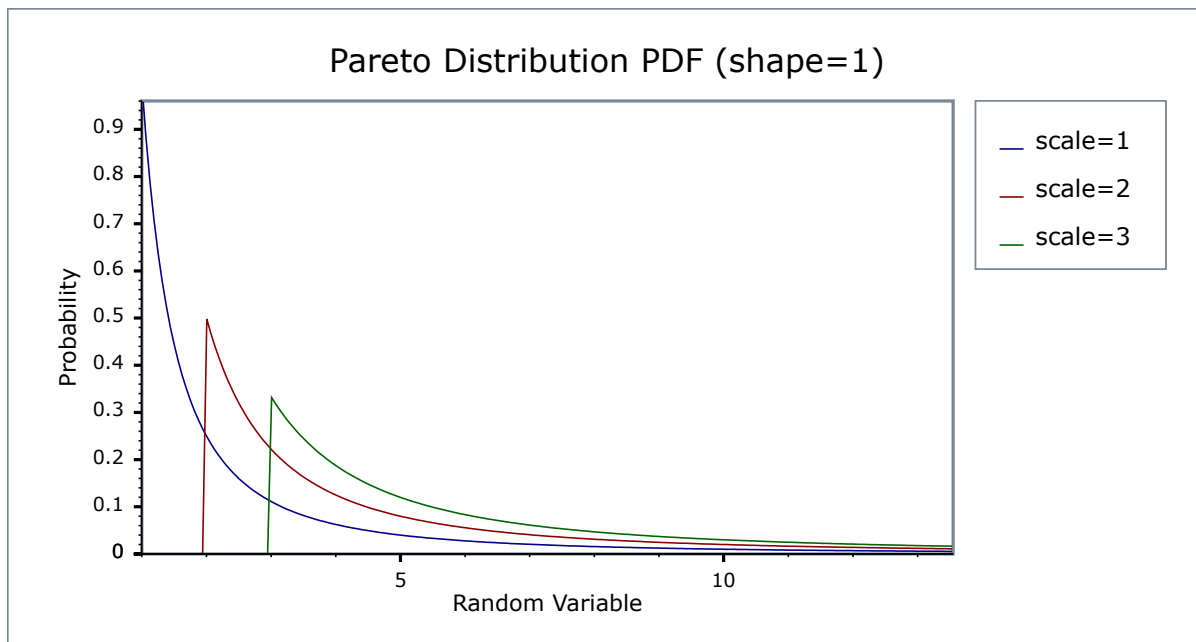
The **Pareto distribution** is a continuous distribution with the **probability density function (pdf)**:

$$f(x; \alpha, \beta) = \alpha \beta^\alpha / x^{\alpha+1}$$

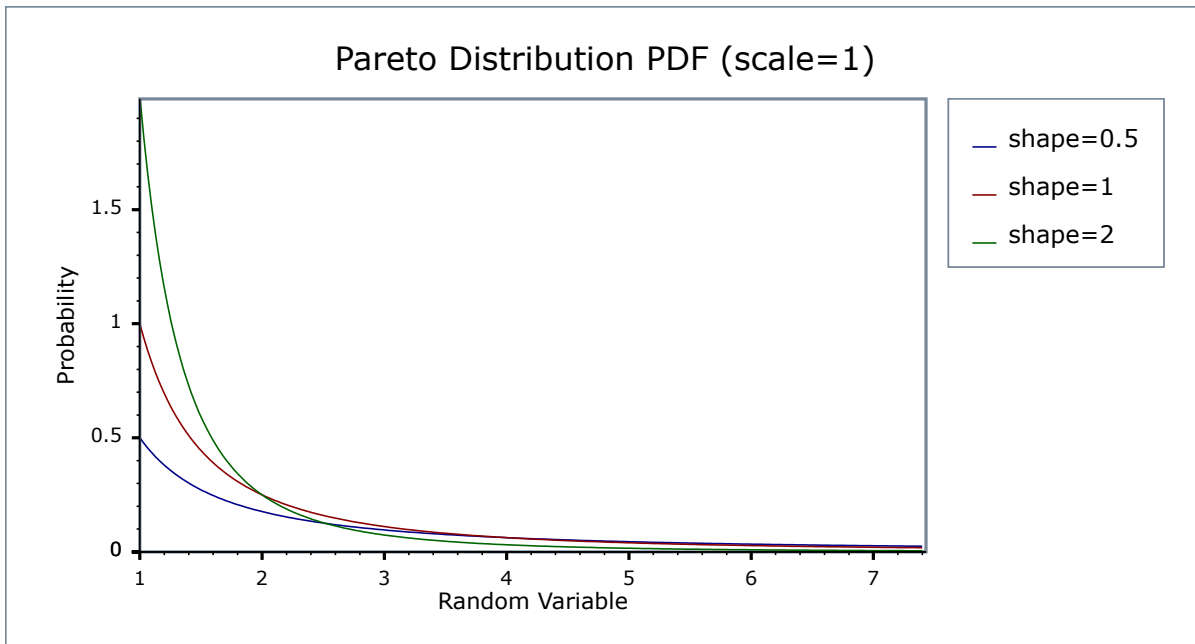
For shape parameter $\alpha > 0$, and scale parameter $\beta > 0$. If $x < \beta$, the pdf is zero.

The **Pareto distribution** often describes the larger compared to the smaller. A classic example is that 80% of the wealth is owned by 20% of the population.

The following graph illustrates how the PDF varies with the scale parameter β :



And this graph illustrates how the PDF varies with the shape parameter α :



Related distributions

Member Functions

```
pareto_distribution(RealType scale = 1, RealType shape = 1);
```

Constructs a [pareto distribution](#) with shape *shape* and scale *scale*.

Requires that the *shape* and *scale* parameters are both greater than zero, otherwise calls [domain_error](#).

```
RealType scale()const;
```

Returns the *scale* parameter of this distribution.

```
RealType shape()const;
```

Returns the *shape* parameter of this distribution.

Non-member Accessors

All the [usual non-member accessor functions](#) that are generic to all distributions are supported: [Cumulative Distribution Function](#), [Probability Density Function](#), [Quantile](#), [Hazard Function](#), [Cumulative Hazard Function](#), [mean](#), [median](#), [mode](#), [variance](#), [standard deviation](#), [skewness](#), [kurtosis](#), [kurtosis_excess](#), [range](#) and [support](#).

The supported domain of the random variable is $[\text{scale}, \infty]$.

Accuracy

The Pareto distribution is implemented in terms of the standard library `exp` functions plus [expm1](#) and so should have very small errors, usually only a few epsilon.

If probability is near to unity (or the complement of a probability near zero) see also [why complements?](#).

Implementation

In the following table α is the shape parameter of the distribution, and β is its scale parameter, x is the random variate, p is the probability and its complement $q = 1 - p$.

Function	Implementation Notes
pdf	Using the relation: $\text{pdf } p = \alpha \beta^\alpha / x^{\alpha+1}$
cdf	Using the relation: $\text{cdf } p = 1 - (\beta / x)^\alpha$
cdf complement	Using the relation: $q = 1 - p = -(\beta / x)^\alpha$
quantile	Using the relation: $x = \beta / (1 - p)^{1/\alpha}$
quantile from the complement	Using the relation: $x = \beta / (q)^{1/\alpha}$
mean	$\alpha \beta / (\beta - 1)$
variance	$\beta \alpha^2 / (\beta - 1)^2 (\beta - 2)$
mode	α
skewness	Refer to Weisstein, Eric W. "Pareto Distribution." From MathWorld--A Wolfram Web Resource.
kurtosis	Refer to Weisstein, Eric W. "Pareto Distribution." From MathWorld--A Wolfram Web Resource.
kurtosis excess	Refer to Weisstein, Eric W. "Pareto Distribution." From MathWorld--A Wolfram Web Resource.

References

- [Pareto Distribution](#)
- [Weisstein, Eric W. "Pareto Distribution." From MathWorld--A Wolfram Web Resource.](#)
- Handbook of Statistical Distributions with Applications, K Krishnamoorthy, ISBN 1-58488-635-8, Chapter 23, pp 257 - 267. (Note the meaning of a and b is reversed in Wolfram and Krishnamoorthy).

Poisson Distribution

```
#include <boost/math/distributions/poisson.hpp>
```

```

namespace boost { namespace math {

template <class RealType = double,
          class Policy    = policies::policy<> >
class poisson_distribution;

typedef poisson_distribution<> poisson;

template <class RealType, class Policy>
class poisson_distribution
{
public:
    typedef RealType value_type;
    typedef Policy    policy_type;

    poisson_distribution(RealType mean = 1); // Constructor.
    RealType mean()const; // Accessor.
}

}} // namespaces boost::math

```

The **Poisson distribution** is a well-known statistical discrete distribution. It expresses the probability of a number of events (or failures, arrivals, occurrences ...) occurring in a fixed period of time, provided these events occur with a known mean rate λ (events/time), and are independent of the time since the last event.

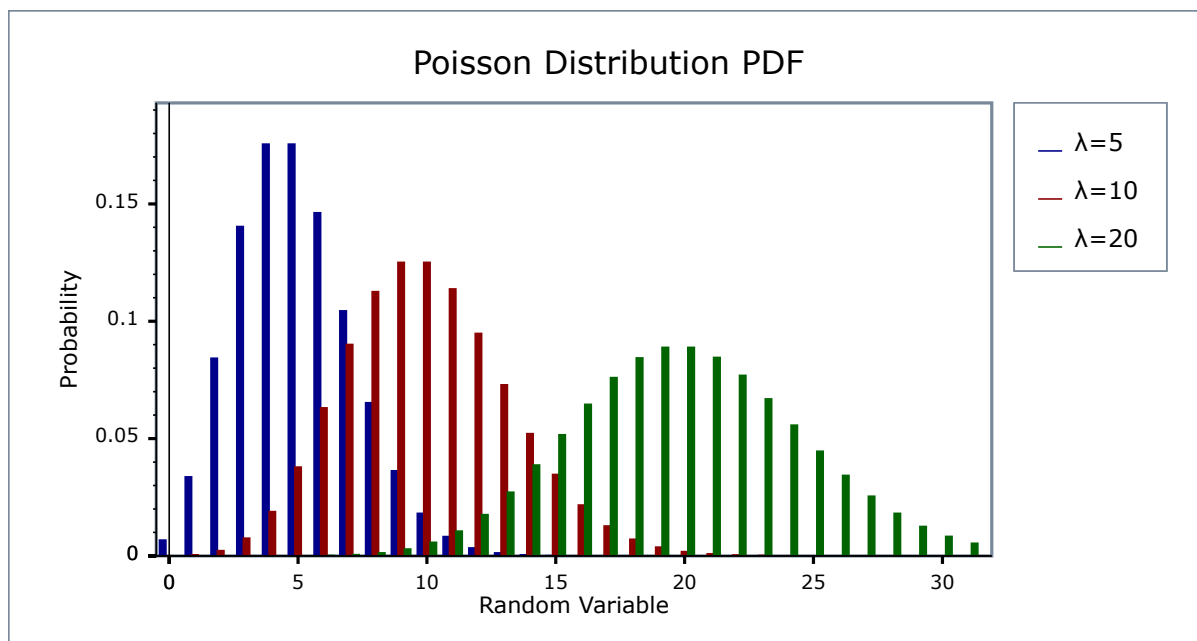
The distribution was discovered by Siméon-Denis Poisson (1781 to 1840).

It has the Probability Mass Function:

$$f(k; \lambda) = \frac{e^{-\lambda} \lambda^k}{k!}$$

for k events, with an expected number of events λ .

The following graph illustrates how the PDF varies with the parameter λ :





Caution

The Poisson distribution is a discrete distribution: internally, functions like the `cdf` and `pdf` are treated "as if" they are continuous functions, but in reality the results returned from these functions only have meaning if an integer value is provided for the random variate argument.

The quantile function will by default return an integer result that has been *rounded outwards*. That is to say lower quantiles (where the probability is less than 0.5) are rounded downward, and upper quantiles (where the probability is greater than 0.5) are rounded upwards. This behaviour ensures that if an $X\%$ quantile is requested, then *at least* the requested coverage will be present in the central region, and *no more than* the requested coverage will be present in the tails.

This behaviour can be changed so that the quantile functions are rounded differently, or even return a real-valued result using [Policies](#). It is strongly recommended that you read the tutorial [Understanding Quantiles of Discrete Distributions](#) before using the quantile function on the Poisson distribution. The [reference docs](#) describe how to change the rounding policy for these distributions.

Member Functions

```
poisson_distribution(RealType mean = 1);
```

Constructs a poisson distribution with mean *mean*.

```
RealType mean() const;
```

Returns the *mean* of this distribution.

Non-member Accessors

All the [usual non-member accessor functions](#) that are generic to all distributions are supported: [Cumulative Distribution Function](#), [Probability Density Function](#), [Quantile](#), [Hazard Function](#), [Cumulative Hazard Function](#), [mean](#), [median](#), [mode](#), [variance](#), [standard deviation](#), [skewness](#), [kurtosis](#), [kurtosis_excess](#), [range](#) and [support](#).

The domain of the random variable is $[0, \infty]$.

Accuracy

The Poisson distribution is implemented in terms of the incomplete gamma functions [gamma_p](#) and [gamma_q](#) and as such should have low error rates: but refer to the documentation of those functions for more information. The quantile and its complement use the inverse gamma functions and are therefore probably slightly less accurate: this is because the inverse gamma functions are implemented using an iterative method with a lower tolerance to avoid excessive computation.

Implementation

In the following table λ is the mean of the distribution, k is the random variable, p is the probability and $q = 1-p$.

Function	Implementation Notes
pdf	Using the relation: $\text{pdf} = e^{-\lambda} \lambda^k / k!$
cdf	Using the relation: $p = \Gamma(k+1, \lambda) / k! = \text{gamma_q}(k+1, \lambda)$
cdf complement	Using the relation: $q = \text{gamma_p}(k+1, \lambda)$
quantile	Using the relation: $k = \text{gamma_q_inva}(\lambda, p) - 1$
quantile from the complement	Using the relation: $k = \text{gamma_p_inva}(\lambda, q) - 1$
mean	λ
mode	$\text{floor}(\lambda)$ or λ
skewness	$1/\sqrt{\lambda}$
kurtosis	$3 + 1/\lambda$
kurtosis excess	$1/\lambda$

Rayleigh Distribution

```
#include <boost/math/distributions/rayleigh.hpp>
```

```
namespace boost{ namespace math{
template <class RealType = double,
          class Policy = policies::policy<> >
class rayleigh_distribution;

typedef rayleigh_distribution<> rayleigh;

template <class RealType, class Policy>
class rayleigh_distribution
{
public:
    typedef RealType value_type;
    typedef Policy policy_type;
    // Construct:
    rayleigh_distribution(RealType sigma = 1)
    // Accessors:
    RealType sigma() const;
};

}} // namespaces
```

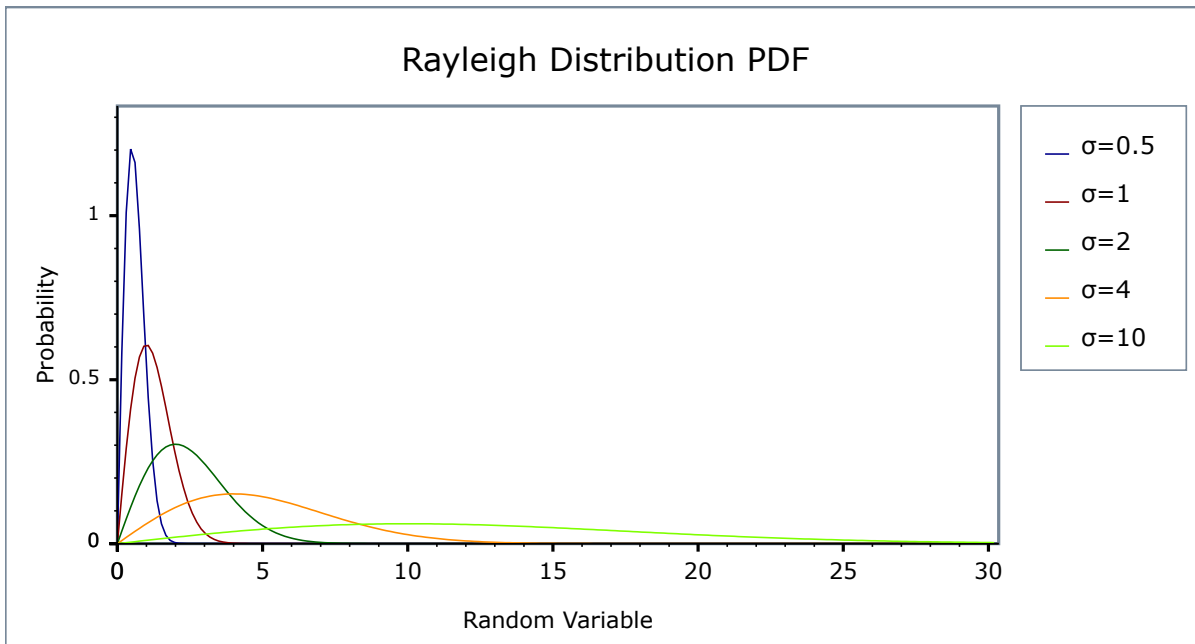
The [Rayleigh distribution](#) is a continuous distribution with the [probability density function](#):

$$f(x; \sigma) = x * \exp(-x^2/2 \sigma^2) / \sigma^2$$

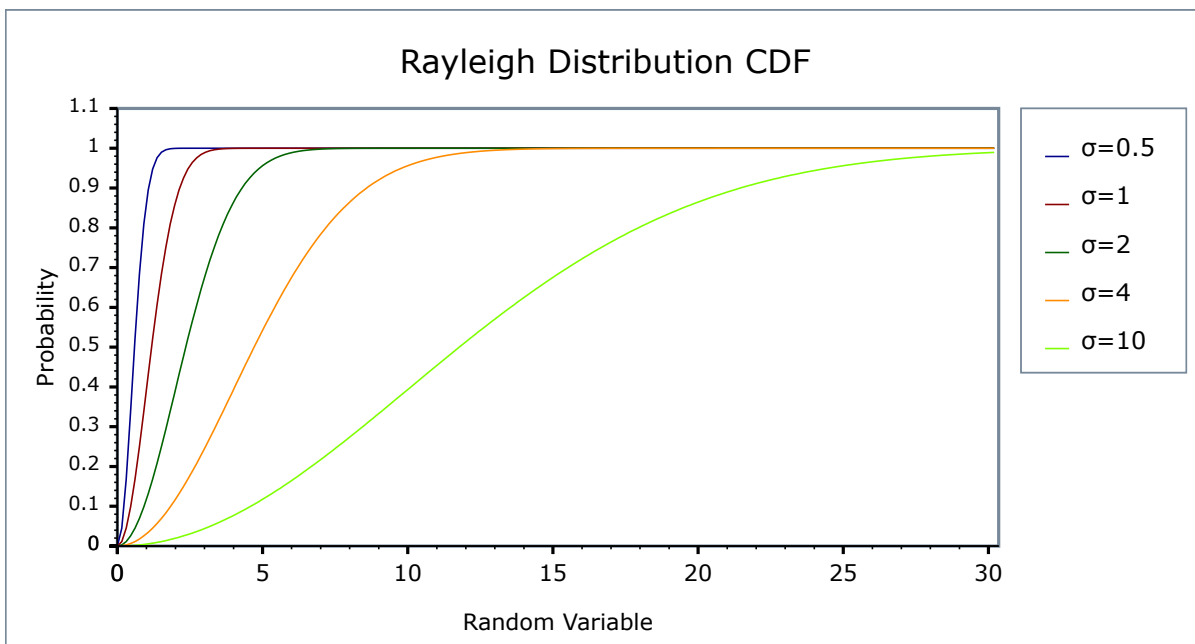
For sigma parameter $\sigma > 0$, and $x > 0$.

The Rayleigh distribution is often used where two orthogonal components have an absolute value, for example, wind velocity and direction may be combined to yield a wind speed, or real and imaginary components may have absolute values that are Rayleigh distributed.

The following graph illustrates how the Probability density Function(pdf) varies with the shape parameter σ :



and the Cumulative Distribution Function (cdf)



Related distributions

The absolute value of two independent normal distributions X and Y , $\sqrt{X^2 + Y^2}$ is a Rayleigh distribution.

The [Chi](#), [Rice](#) and [Weibull](#) distributions are generalizations of the [Rayleigh distribution](#).

Member Functions

```
rayleigh_distribution(RealType sigma = 1);
```

Constructs a [Rayleigh distribution](#) with σ *sigma*.

Requires that the σ parameter is greater than zero, otherwise calls [domain_error](#).

```
RealType sigma()const;
```

Returns the *sigma* parameter of this distribution.

Non-member Accessors

All the [usual non-member accessor functions](#) that are generic to all distributions are supported: [Cumulative Distribution Function](#), [Probability Density Function](#), [Quantile](#), [Hazard Function](#), [Cumulative Hazard Function](#), [mean](#), [median](#), [mode](#), [variance](#), [standard deviation](#), [skewness](#), [kurtosis](#), [kurtosis_excess](#), [range](#) and [support](#).

The domain of the random variable is $[0, \text{max_value}]$.

Accuracy

The Rayleigh distribution is implemented in terms of the standard library `sqrt` and `exp` and as such should have very low error rates. Some constants such as skewness and kurtosis were calculated using NTL RR type with 150-bit accuracy, about 50 decimal digits.

Implementation

In the following table σ is the sigma parameter of the distribution, x is the random variate, p is the probability and $q = 1 - p$.

Function	Implementation Notes
pdf	Using the relation: $\text{pdf} = x * \exp(-x^2/2) \sigma^2$
cdf	Using the relation: $p = 1 - \exp(-x^2/2) \sigma^2 = -\text{expm1}(-x^2/2) \sigma^2$
cdf complement	Using the relation: $q = \exp(-x^2/2) \sigma^2$
quantile	Using the relation: $x = \sqrt{-2 * \sigma^2 * \log(1 - p))} = \sqrt{-2 * \sigma^2 * \log1p(-p))}$
quantile from the complement	Using the relation: $x = \sqrt{-2 * \sigma^2 * \log(q)}$
mean	$\sigma * \sqrt{\pi/2}$
variance	$\sigma^2 * (4 - \pi/2)$
mode	σ
skewness	Constant from Weisstein, Eric W. "Weibull Distribution." From MathWorld--A Wolfram Web Resource.
kurtosis	Constant from Weisstein, Eric W. "Weibull Distribution." From MathWorld--A Wolfram Web Resource.
kurtosis excess	Constant from Weisstein, Eric W. "Weibull Distribution." From MathWorld--A Wolfram Web Resource.

References

- http://en.wikipedia.org/wiki/Rayleigh_distribution
- [Weisstein, Eric W. "Rayleigh Distribution." From MathWorld--A Wolfram Web Resource.](#)

Skew Normal Distribution

```
#include <boost/math/distributions/skew_normal.hpp>

namespace boost{ namespace math{

template <class RealType = double,
          class Policy    = policies::policy<> >
class skew_normal_distribution;

typedef skew_normal_distribution<> normal;

template <class RealType, class Policy>
class skew_normal_distribution
{
public:
    typedef RealType value_type;
    typedef Policy    policy_type;
    // Constructor:
    skew_normal_distribution(RealType location = 0, RealType scale = 1, RealType shape = 0);
    // Accessors:
    RealType location()const; // mean if normal.
    RealType scale()const; // width, standard deviation if normal.
    RealType shape()const; // The distribution is right skewed if shape > 0 and is left skewed if
if shape < 0.
                          // The distribution is normal if shape is zero.
};

}} // namespaces
```

The skew normal distribution is a variant of the most well known Gaussian statistical distribution.

The skew normal distribution with shape zero resembles the [Normal Distribution](#), hence the latter can be regarded as a special case of the more generic skew normal distribution.

If the standard (mean = 0, scale = 1) normal distribution probability density function is

$$\varphi(x) = \frac{1}{\sqrt{2\pi}} e^{-\frac{x^2}{2}}$$

and the cumulative distribution function

$$\Phi(x) = \int_{-\infty}^x \varphi(t) dt = \frac{1}{2} \left[1 + \operatorname{erf}\left(\frac{x}{\sqrt{2}}\right) \right]$$

then the [PDF](#) of the [skew normal distribution](#) with shape parameter α , defined by O'Hagan and Leonhard (1976) is

$$f(x) = 2\varphi(x)\Phi(\alpha x)$$

Given [location](#) ξ , [scale](#) ω , and [shape](#) α , it can be [transformed](#), to the form:

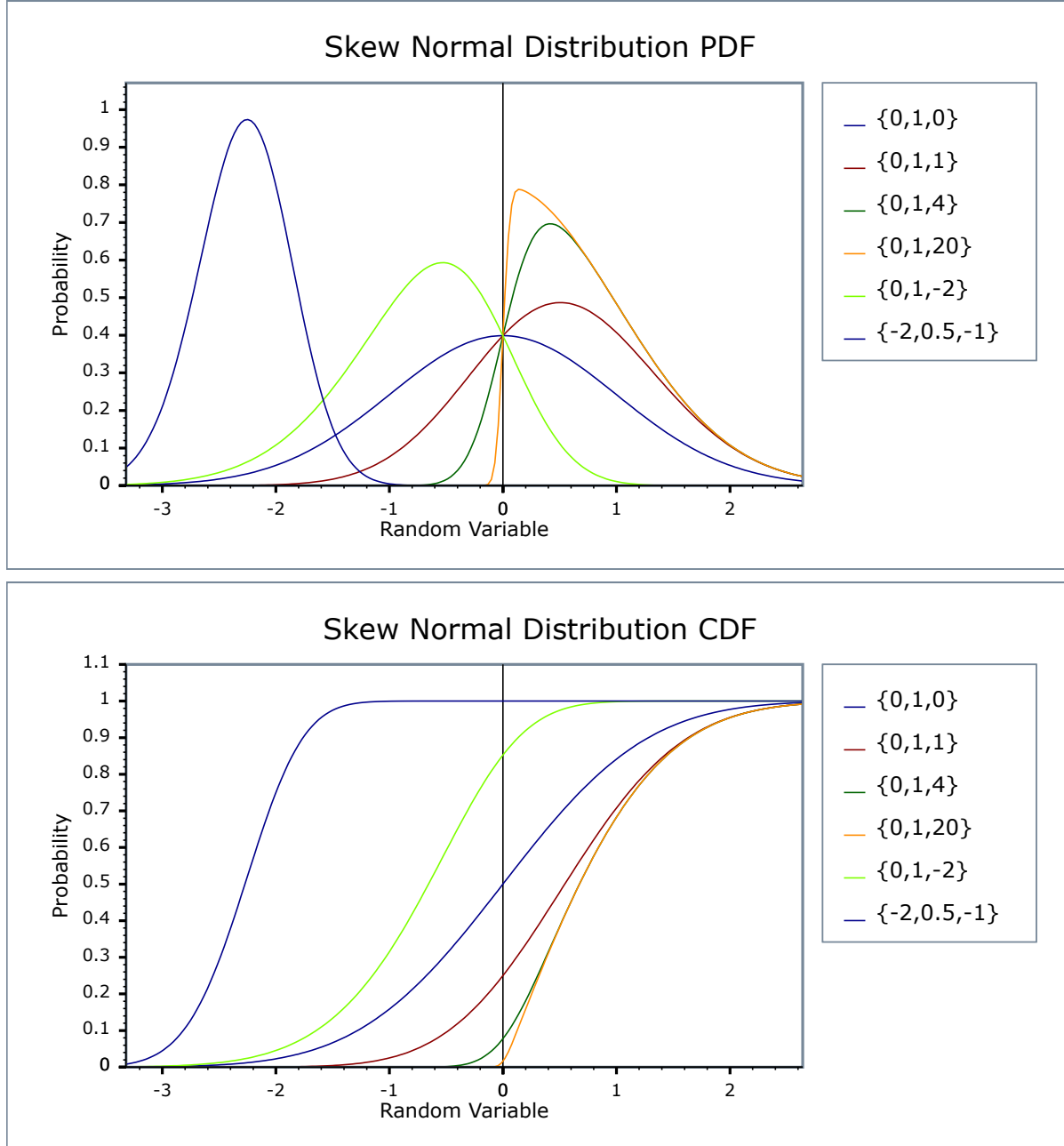
$$\frac{1}{(\omega\pi)} e^{-\frac{(x-\xi)^2}{2\omega^2}} \int_{-\infty}^{\left(\alpha\left(\frac{x-\xi}{\omega}\right)\right)} e^{-\frac{t^2}{2}} dt$$

and [CDF](#):

$$\Phi\left(\frac{(x-\xi)}{\omega}\right) - 2T\left(\left(\frac{(x-\xi)}{\omega}\right), \alpha\right)$$

where $T(h,a)$ is Owen's T function, and $\Phi(x)$ is the normal distribution.

The variation the PDF and CDF with its parameters is illustrated in the following graphs:



Member Functions

```
skew_normal_distribution(RealType location = 0, RealType scale = 1, RealType shape = 0);
```

Constructs a skew_normal distribution with location ξ , scale ω and shape α .

Requires scale > 0, otherwise [domain_error](#) is called.

```
RealType location()const;
```

returns the location ξ of this distribution,

```
RealType scale()const;
```

returns the scale ω of this distribution,

```
RealType shape()const;
```

returns the shape α of this distribution.

(Location and scale function match other similar distributions, allowing the functions `find_location` and `find_scale` to be used generically).



Note

While the shape parameter may be chosen arbitrarily (finite), the resulting **skewness** of the distribution is in fact limited to about (-1, 1); strictly, the interval is (-0.9952717, 0.9952717).

A parameter δ is related to the shape α by $\delta = \alpha / (1 + \alpha^2)$, and used in the expression for skewness

$$\frac{(4 - \pi)}{2} \frac{\left(\delta \sqrt{\left(\frac{2}{\pi}\right)}\right)^3}{\left(1 - 2\delta^2\right)^{\left(\frac{3}{2}\right)}}$$

References

- [Skew-Normal Probability Distribution](#) for many links and bibliography.
- [A very brief introduction to the skew-normal distribution](#) by Adelchi Azzalini (2005-11-2).
- See a [skew-normal function animation](#).

Non-member Accessors

All the [usual non-member accessor functions](#) that are generic to all distributions are supported: [Cumulative Distribution Function](#), [Probability Density Function](#), [Quantile](#), [Hazard Function](#), [Cumulative Hazard Function](#), [mean](#), [median](#), [mode](#), [variance](#), [standard deviation](#), [skewness](#), [kurtosis](#), [kurtosis_excess](#), [range](#) and [support](#).

The domain of the random variable is $-[max_value], +[min_value]$. Infinite values are not supported.

There are no [closed-form expression](#) known for the mode and median, but these are computed for the

- mode - by finding the maximum of the PDF.
- median - by computing `quantile(1/2)`.

The maximum of the PDF is sought through searching the root of $f'(x)=0$.

Both involve iterative methods that will have lower accuracy than other estimates.

Testing

The R Project for Statistical Computing using library(`sn`) described at [Skew-Normal Probability Distribution](#), and at [R skew-normal\(sn\) package](#).

Package `sn` provides functions related to the skew-normal (SN) and the skew-t (ST) probability distributions, both for the univariate and for the the multivariate case, including regression models.

[Wolfram Mathematica](#) was also used to generate some more accurate spot test data.

Accuracy

The `skew_normal` distribution with `shape = zero` is implemented as a special case, equivalent to the normal distribution in terms of the [error function](#), and therefore should have excellent accuracy.

The PDF and mean, variance, skewness and kurtosis are also accurately evaluated using [analytical expressions](#). The CDF requires [Owen's T function](#) that is evaluated using a Boost C++ [Owens T](#) implementation of the algorithms of M. Patefield and D. Tandy, Journal of Statistical Software, 5(5), 1-25 (2000); the complicated accuracy of this function is discussed in detail at [Owens T](#).

The median and mode are calculated by iterative root finding, and both will be less accurate.

Implementation

In the following table, ξ is the location of the distribution, and ω is its scale, and α is its shape.

Function	Implementation Notes
pdf	$\frac{1}{(\omega\pi)} e^{-\frac{(x-\xi)^2}{(2\omega^2)}} \int_{-\infty}^{\alpha(\frac{x-\xi}{\omega})} e^{-\frac{t^2}{2}} dt$ Using:
cdf	Using: $\Phi\left(\frac{(x-\xi)}{\omega}\right) - 2T\left(\left(\frac{(x-\xi)}{\omega}\right), \alpha\right)$ where $T(h,a)$ is Owen's T function, and $\Phi(x)$ is the normal distribution.
cdf complement	Using: complement of normal distribution + 2 * Owens_t
quantile	Maximum of the pdf is sought through searching the root of $f'(x)=0$
quantile from the complement	-quantile(SN(-location ξ , scale ω , -shape α), p)
location	location ξ
scale	scale ω
shape	shape α
median	quantile(1/2)
mean	$\xi + \omega\delta\sqrt{\left(\frac{2}{\pi}\right)}$ where $\delta = \frac{\alpha}{\sqrt{(1+\alpha^2)}}$
mode	Maximum of the pdf is sought through searching the root of $f'(x)=0$
variance	$\omega^2\left(1 - 2\frac{\delta^2}{\pi}\right)$
skewness	$\frac{(4-\pi)}{2} \frac{\left(\delta\sqrt{\left(\frac{2}{\pi}\right)}\right)^3}{\left(1 - 2\frac{\delta^2}{\pi}\right)^{\left(\frac{3}{2}\right)}}$
kurtosis	kurtosis excess-3
kurtosis excess	$2(\pi-3) \frac{\left(\delta\sqrt{\left(\frac{2}{\pi}\right)}\right)^4}{\left(1 - 2\frac{\delta^2}{\pi}\right)^2}$

Students t Distribution

```
#include <boost/math/distributions/students_t.hpp>
```

```

namespace boost{ namespace math{

template <class RealType = double,
          class Policy    = policies::policy<> >
class students_t_distribution;

typedef students_t_distribution<> students_t;

template <class RealType, class Policy>
class students_t_distribution
{
    typedef RealType value_type;
    typedef Policy    policy_type;

    // Construct:
    students_t_distribution(const RealType& v);

    // Accessor:
    RealType degrees_of_freedom() const;

    // degrees of freedom estimation:
    static RealType find_degrees_of_freedom(
        RealType difference_from_mean,
        RealType alpha,
        RealType beta,
        RealType sd,
        RealType hint = 100);
};

}} // namespaces

```

A statistical distribution published by William Gosset in 1908. His employer, Guinness Breweries, required him to publish under a pseudonym (possibly to hide that they were using statistics), so he chose "Student". Given N independent measurements, let

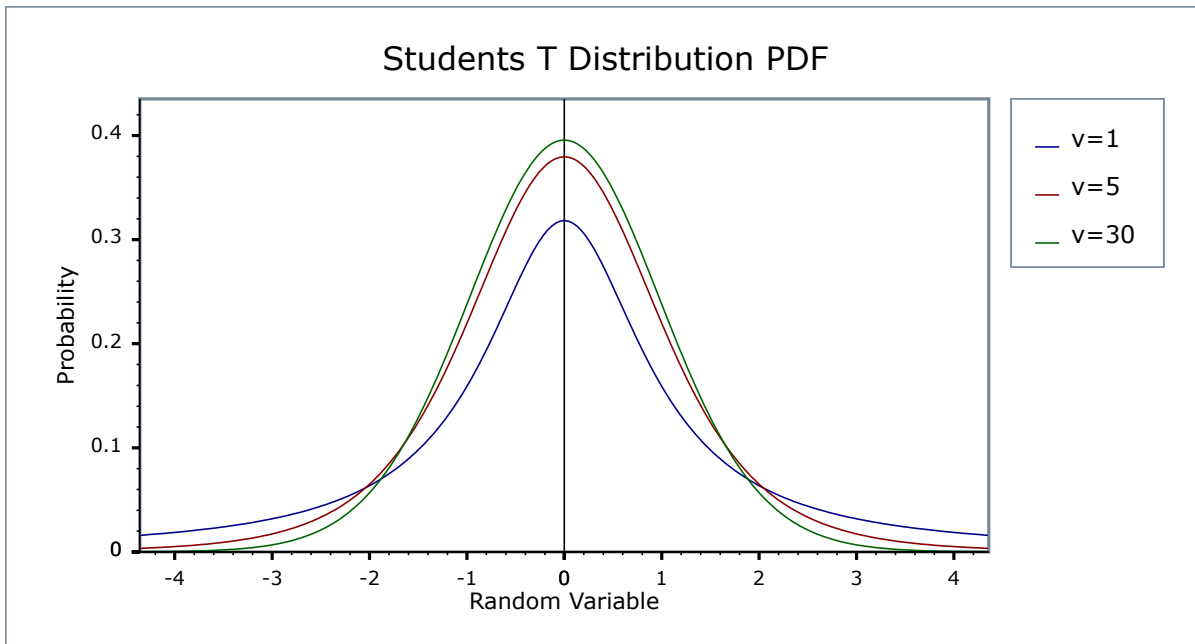
$$t = \frac{\mu - M}{\frac{s}{\sqrt{N}}}$$

where M is the population mean, μ is the sample mean, and s is the sample variance.

Student's t-distribution is defined as the distribution of the random variable t which is - very loosely - the "best" that we can do not knowing the true standard deviation of the sample. It has the PDF:

$$f(x) = \frac{\Gamma\left(\frac{v+1}{2}\right)}{\sqrt{v\pi}\Gamma\left(\frac{v}{2}\right)\left(1 + \frac{x^2}{v}\right)^{\frac{v+1}{2}}}$$

The Student's t-distribution takes a single parameter: the number of degrees of freedom of the sample. When the degrees of freedom is *one* then this distribution is the same as the Cauchy-distribution. As the number of degrees of freedom tends towards infinity, then this distribution approaches the normal-distribution. The following graph illustrates how the PDF varies with the degrees of freedom v :



Member Functions

```
students_t_distribution(const RealType& v);
```

Constructs a Student's t-distribution with ν degrees of freedom.

Requires $\nu > 0$, otherwise calls `domain_error`. Note that non-integral degrees of freedom are supported, and are meaningful under certain circumstances.

```
RealType degrees_of_freedom() const;
```

Returns the number of degrees of freedom of this distribution.

```
static RealType find_degrees_of_freedom(
    RealType difference_from_mean,
    RealType alpha,
    RealType beta,
    RealType sd,
    RealType hint = 100);
```

Returns the number of degrees of freedom required to observe a significant result in the Student's t test when the mean differs from the "true" mean by *difference_from_mean*.

<code>difference_from_mean</code>	The difference between the true mean and the sample mean that we wish to show is significant.
<code>alpha</code>	The maximum acceptable probability of rejecting the null hypothesis when it is in fact true.
<code>beta</code>	The maximum acceptable probability of failing to reject the null hypothesis when it is in fact false.
<code>sd</code>	The sample standard deviation.
<code>hint</code>	A hint for the location to start looking for the result, a good choice for this would be the sample size of a previous borderline Student's t test.

**Note**

Remember that for a two-sided test, you must divide alpha by two before calling this function.

For more information on this function see the [NIST Engineering Statistics Handbook](#).

Non-member Accessors

All the [usual non-member accessor functions](#) that are generic to all distributions are supported: [Cumulative Distribution Function](#), [Probability Density Function](#), [Quantile](#), [Hazard Function](#), [Cumulative Hazard Function](#), [mean](#), [median](#), [mode](#), [variance](#), [standard deviation](#), [skewness](#), [kurtosis](#), [kurtosis_excess](#), [range](#) and [support](#).

The domain of the random variable is $[-\infty, +\infty]$.

Examples

Various [worked examples](#) are available illustrating the use of the Student's t distribution.

Accuracy

The normal distribution is implemented in terms of the [incomplete beta function](#) and [its inverses](#), refer to accuracy data on those functions for more information.

Implementation

In the following table ν is the degrees of freedom of the distribution, t is the random variate, p is the probability and $q = 1-p$.

Function	Implementation Notes
pdf	Using the relation: $\text{pdf} = (v / (v + t^2))^{(1+v)/2} / (\text{sqrt}(v) * \text{beta}(v/2, 0.5))$
cdf	Using the relations: $p = 1 - z \text{ iff } t > 0$ $p = z \text{ otherwise}$ where z is given by: $\text{ibeta}(v / 2, 0.5, v / (v + t^2)) / 2 \text{ iff } v < 2t^2$ $\text{ibetac}(0.5, v / 2, t^2 / (v + t^2)) / 2 \text{ otherwise}$
cdf complement	Using the relation: $q = \text{cdf}(-t)$
quantile	Using the relation: $t = \text{sign}(p - 0.5) * \text{sqrt}(v * y / x)$ where: $x = \text{ibeta_inv}(v / 2, 0.5, 2 * \min(p, q))$ $y = 1 - x$ The quantities x and y are both returned by <code>ibeta_inv</code> without the subtraction implied above.
quantile from the complement	Using the relation: $t = -\text{quantile}(q)$
mode	0
mean	0
variance	if $(v > 2)$ $v / (v - 2)$ else NaN
skewness	if $(v > 3)$ 0 else NaN
kurtosis	if $(v > 4)$ $3 * (v - 2) / (v - 4)$ else NaN
kurtosis excess	if $(v > 4)$ $6 / (v - 4)$ else NaN

If the moment index k is less than v , then the moment is undefined. Evaluating the moment will throw a `domain_error` unless ignored by a policy, when it will return `std::numeric_limits<>::quiet_NaN()`;

(For simplicity, we have not implemented the return of infinity in some cases as suggested by [Wikipedia Student's t](#). See also <https://svn.boost.org/trac/boost/ticket/7177>.)

Triangular Distribution

```
#include <boost/math/distributions/triangular.hpp>
```



```

namespace boost{ namespace math{
    template <class RealType = double,
              class Policy    = policies::policy<> >
    class triangular_distribution;

    typedef triangular_distribution<> triangular;

    template <class RealType, class Policy>
    class triangular_distribution
    {
    public:
        typedef RealType value_type;
        typedef Policy    policy_type;

        triangular_distribution(RealType lower = -1, RealType mode = 0) RealType upper = 1); // Constructor.
        : m_lower(lower), m_mode(mode), m_upper(upper) // Default is -1, 0, +1 triangular distribution.
        // Accessor functions.
        RealType lower() const;
        RealType mode() const;
        RealType upper() const;
    }; // class triangular_distribution
}} // namespaces

```

The [triangular distribution](#) is a [continuous probability distribution](#) with a lower limit *a*, [mode](#) *c*, and upper limit *b*.

The triangular distribution is often used where the distribution is only vaguely known, but, like the [uniform distribution](#), upper and limits are 'known', but a 'best guess', the mode or center point, is also added. It has been recommended as a [proxy for the beta distribution](#). The distribution is used in business decision making and project planning.

The [triangular distribution](#) is a distribution with the [probability density function](#):

$f(x) =$

- $2(x-a)/(b-a)(c-a)$ for $a \leq x \leq c$
- $2(b-x)/(b-a)(b-c)$ for $c < x \leq b$

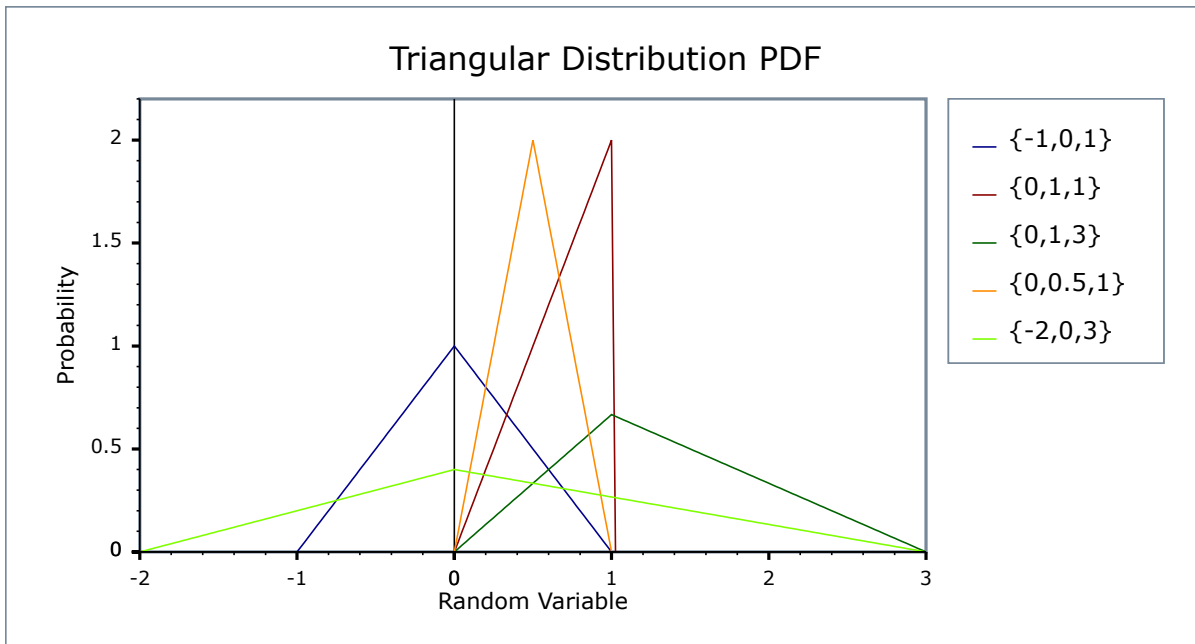
Parameter *a* (lower) can be any finite value. Parameter *b* (upper) can be any finite value $> a$ (lower). Parameter *c* (mode) $a \leq c \leq b$. This is the most probable value.

The [random variate](#) *x* must also be finite, and is supported lower $\leq x \leq$ upper.

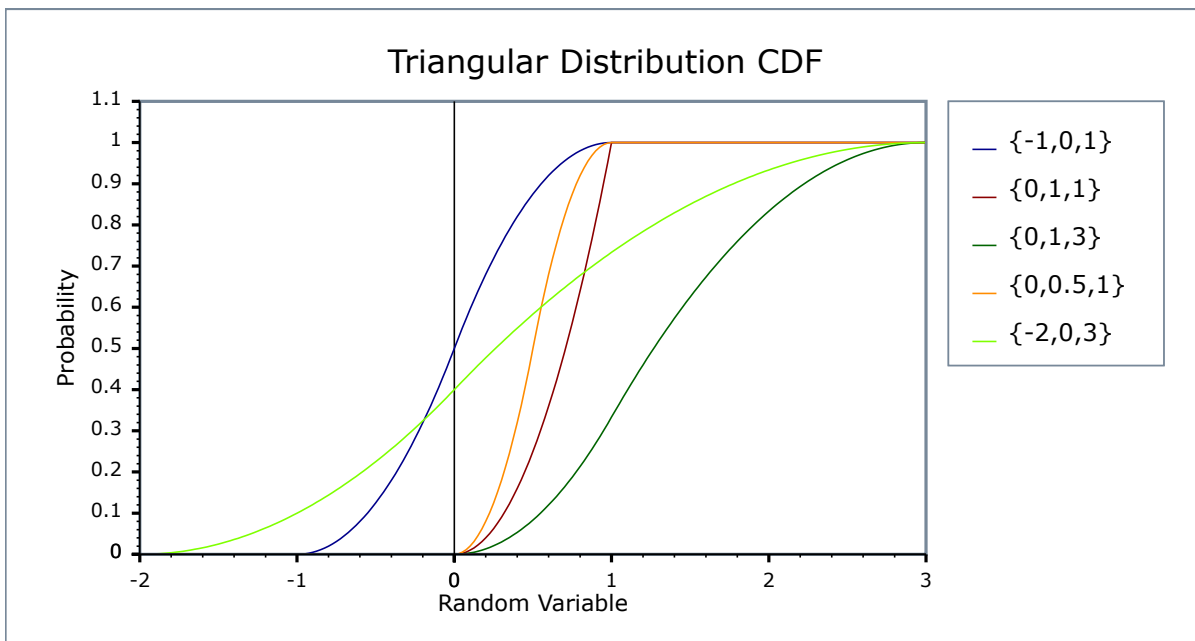
The triangular distribution may be appropriate when an assumption of a normal distribution is unjustified because uncertainty is caused by rounding and quantization from analog to digital conversion. Upper and lower limits are known, and the most probable value lies midway.

The distribution simplifies when the 'best guess' is either the lower or upper limit - a 90 degree angle triangle. The default chosen is the 001 triangular distribution which expresses an estimate that the lowest value is the most likely; for example, you believe that the next-day quoted delivery date is most likely (knowing that a quicker delivery is impossible - the postman only comes once a day), and that longer delays are decreasingly likely, and delivery is assumed to never take more than your upper limit.

The following graph illustrates how the [probability density function PDF](#) varies with the various parameters:



and cumulative distribution function



Member Functions

```
triangular_distribution(RealType lower = 0, RealType mode = 0 RealType upper = 1);
```

Constructs a [triangular distribution](#) with lower *lower* (a) and upper *upper* (b).

Requires that the *lower*, *mode* and *upper* parameters are all finite, otherwise calls [domain_error](#).

```
RealType lower()const;
```

Returns the *lower* parameter of this distribution (default -1).

```
RealType mode( )const;
```

Returns the *mode* parameter of this distribution (default 0).

```
RealType upper( )const;
```

Returns the *upper* parameter of this distribution (default+1).

Non-member Accessors

All the [usual non-member accessor functions](#) that are generic to all distributions are supported: [Cumulative Distribution Function](#), [Probability Density Function](#), [Quantile](#), [Hazard Function](#), [Cumulative Hazard Function](#), [mean](#), [median](#), [mode](#), [variance](#), [standard deviation](#), [skewness](#), [kurtosis](#), [kurtosis_excess](#), [range](#) and [support](#).

The domain of the random variable is $[\text{lower}, \text{upper}]$, and the supported range is $\text{lower} \leq x \leq \text{upper}$.

Accuracy

The triangular distribution is implemented with simple arithmetic operators and so should have errors within an epsilon or two, except quantiles with arguments nearing the extremes of zero and unity.

Implementation

In the following table, *a* is the *lower* parameter of the distribution, *c* is the *mode* parameter, *b* is the *upper* parameter, *x* is the random variate, *p* is the probability and $q = 1-p$.

Function	Implementation Notes
pdf	Using the relation: pdf = 0 for $x < \text{mode}$, $2(x-a)/(b-a)(c-a)$ else $2*(b-x)/((b-a)(b-c))$
cdf	Using the relation: cdf = 0 for $x < \text{mode}$ $(x-a)^2/((b-a)(c-a))$ else $1 - (b-x)^2/((b-a)(b-c))$
cdf complement	Using the relation: $q = 1 - p$
quantile	let $p_0 = (c-a)/(b-a)$ the point of inflection on the cdf, then given probability p and $q = 1-p$: $x = \sqrt{(b-a)(c-a)p} + a$; for $p < p_0$ $x = c$; for $p == p_0$ $x = b - \sqrt{(b-a)(b-c)q}$; for $p > p_0$ (See /boost/math/distributions/triangular.hpp for details.)
quantile from the complement	As quantile (See /boost/math/distributions/triangular.hpp for details.)
mean	$(a + b + c) / 3$
variance	$(a^2 + b^2 + c^2 - ab - ac - bc) / 18$
mode	c
skewness	(See /boost/math/distributions/triangular.hpp for details).
kurtosis	$12/5$
kurtosis excess	$-3/5$

Some 'known good' test values were obtained from [Statlet: Calculate and plot probability distributions](#)

References

- [Wikipedia triangular distribution](#)
- [Weisstein, Eric W. "Triangular Distribution." From MathWorld--A Wolfram Web Resource.](#)
- Evans, M.; Hastings, N.; and Peacock, B. "Triangular Distribution." Ch. 40 in Statistical Distributions, 3rd ed. New York: Wiley, pp. 187-188, 2000, ISBN - 0471371246.
- [Brighton Webs Ltd. BW D-Calc 1.0 Distribution Calculator](#)
- [The Triangular Distribution including its history.](#)
- [Gejza Wimmer, Viktor Witkovsky and Tomas Duby, Measurement Science Review, Volume 2, Section 1, 2002, Proper Rounding Of The Measurement Results Under The Assumption Of Triangular Distribution.](#)

Uniform Distribution

```
#include <boost/math/distributions/uniform.hpp>
```

```
namespace boost{ namespace math{
    template <class RealType = double,
              class Policy    = policies::policy<> >
    class uniform_distribution;

    typedef uniform_distribution<> uniform;

    template <class RealType, class Policy>
    class uniform_distribution
    {
    public:
        typedef RealType value_type;

        uniform_distribution(RealType lower = 0, RealType upper = 1); // Constructor.
        : m_lower(lower), m_upper(upper) // Default is standard uniform distribution.
        // Accessor functions.
        RealType lower()const;
        RealType upper()const;
    }; // class uniform_distribution
}} // namespaces
```

The uniform distribution, also known as a rectangular distribution, is a probability distribution that has constant probability.

The [continuous uniform distribution](#) is a distribution with the [probability density function](#):

$f(x) =$

- $1 / (\text{upper} - \text{lower})$ for $\text{lower} < x < \text{upper}$
- zero for $x < \text{lower}$ or $x > \text{upper}$

and in this implementation:

- $1 / (\text{upper} - \text{lower})$ for $x = \text{lower}$ or $x = \text{upper}$

The choice of $x = \text{lower}$ or $x = \text{upper}$ is made because statistical use of this distribution judged is most likely: the method of maximum likelihood uses this definition.

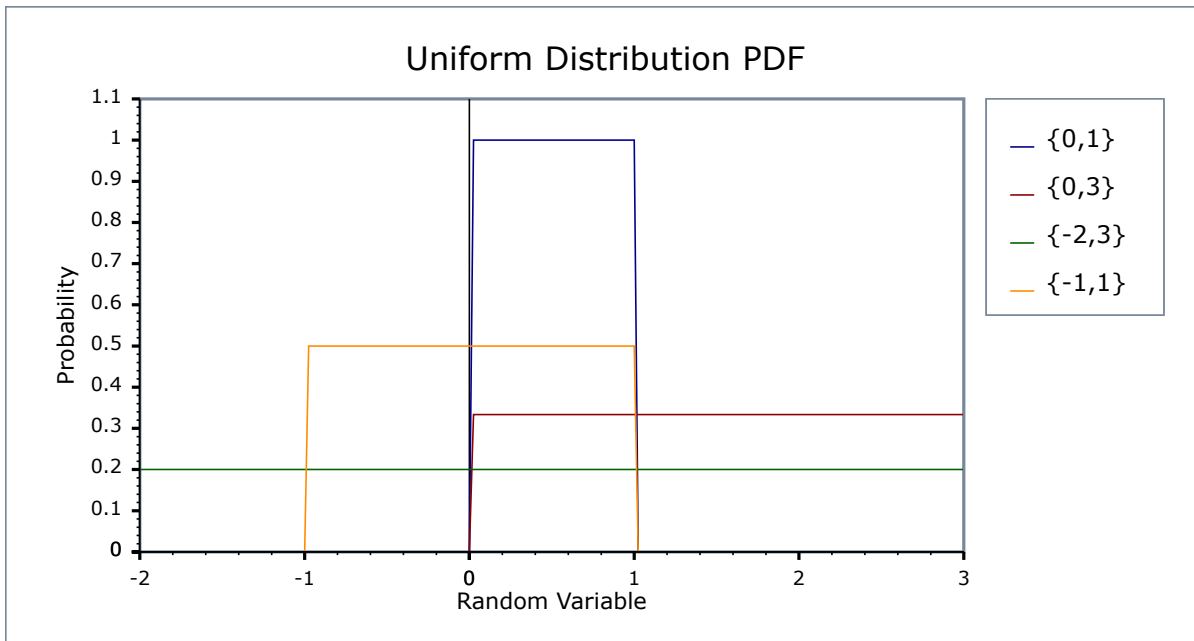
There is also a [discrete uniform distribution](#).

Parameters `lower` and `upper` can be any finite value.

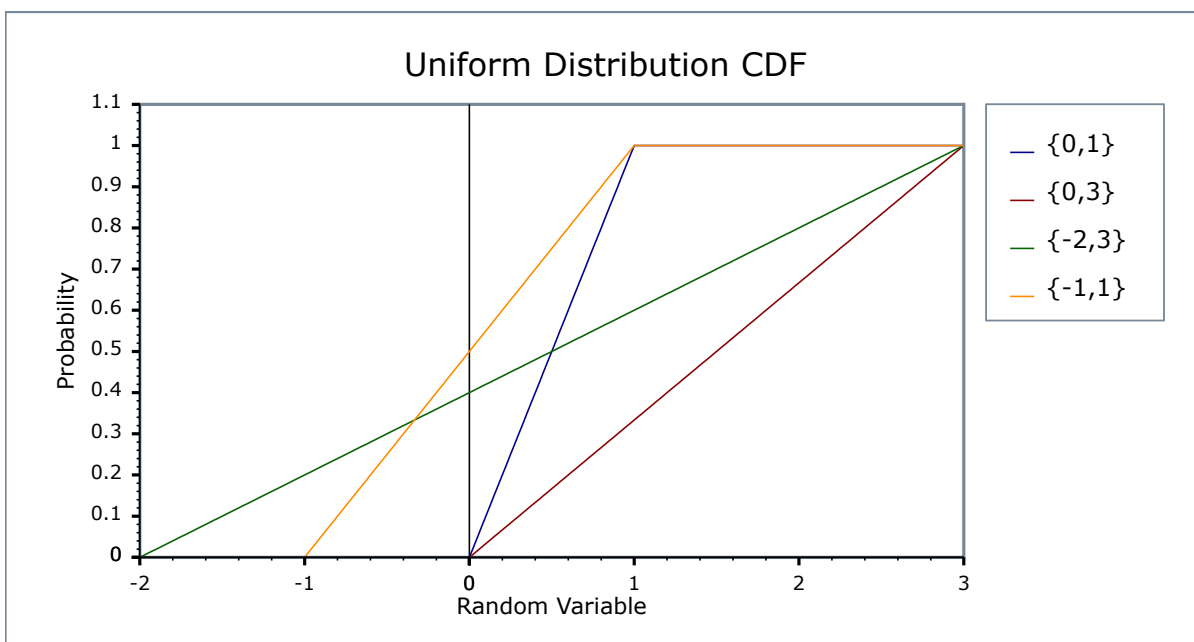
The [random variate](#) x must also be finite, and is supported $\text{lower} \leq x \leq \text{upper}$.

The `lower` parameter is also called the [location parameter](#), that is where the origin of a plot will lie, and $(\text{upper} - \text{lower})$ is also called the [scale parameter](#).

The following graph illustrates how the [probability density function PDF](#) varies with the shape parameter:



Likewise for the CDF:



Member Functions

```
uniform_distribution(RealType lower = 0, RealType upper = 1);
```

Constructs a [uniform distribution](#) with lower *lower* (a) and upper *upper* (b).

Requires that the *lower* and *upper* parameters are both finite; otherwise if infinity or NaN then calls [domain_error](#).

```
RealType lower()const;
```

Returns the *lower* parameter of this distribution.

```
RealType upper() const;
```

Returns the *upper* parameter of this distribution.

Non-member Accessors

All the usual non-member accessor functions that are generic to all distributions are supported: Cumulative Distribution Function, Probability Density Function, Quantile, Hazard Function, Cumulative Hazard Function, mean, median, mode, variance, standard deviation, skewness, kurtosis, kurtosis_excess, range and support.

The domain of the random variable is any finite value, but the supported range is only $lower \leq x \leq upper$.

Accuracy

The uniform distribution is implemented with simple arithmetic operators and so should have errors within an epsilon or two.

Implementation

In the following table *a* is the *lower* parameter of the distribution, *b* is the *upper* parameter, *x* is the random variate, *p* is the probability and $q = 1 - p$.

Function	Implementation Notes
pdf	Using the relation: pdf = 0 for $x < a$, $1 / (b - a)$ for $a \leq x \leq b$, 0 for $x > b$
cdf	Using the relation: cdf = 0 for $x < a$, $(x - a) / (b - a)$ for $a \leq x \leq b$, 1 for $x > b$
cdf complement	Using the relation: $q = 1 - p$, $(b - x) / (b - a)$
quantile	Using the relation: $x = p * (b - a) + a$;
quantile from the complement	$x = -q * (b - a) + b$
mean	$(a + b) / 2$
variance	$(b - a)^2 / 12$
mode	any value in $[a, b]$ but <i>a</i> is chosen. (Would NaN be better?)
skewness	0
kurtosis excess	$-6/5 = -1.2$ exactly. (kurtosis - 3)
kurtosis	9/5

References

- [Wikipedia continuous uniform distribution](#)
- [Weisstein, Eric W. "Uniform Distribution." From MathWorld--A Wolfram Web Resource.](#)
- <http://www.itl.nist.gov/div898/handbook/eda/section3/eda3662.htm>

Weibull Distribution

```
#include <boost/math/distributions/weibull.hpp>

namespace boost{ namespace math{

template <class RealType = double,
          class Policy    = policies::policy<> >
class weibull_distribution;

typedef weibull_distribution<> weibull;

template <class RealType, class Policy>
class weibull_distribution
{
public:
    typedef RealType value_type;
    typedef Policy    policy_type;
    // Construct:
    weibull_distribution(RealType shape, RealType scale = 1)
    // Accessors:
    RealType shape() const;
    RealType scale() const;
};

}} // namespaces
```

The [Weibull distribution](#) is a continuous distribution with the [probability density function](#):

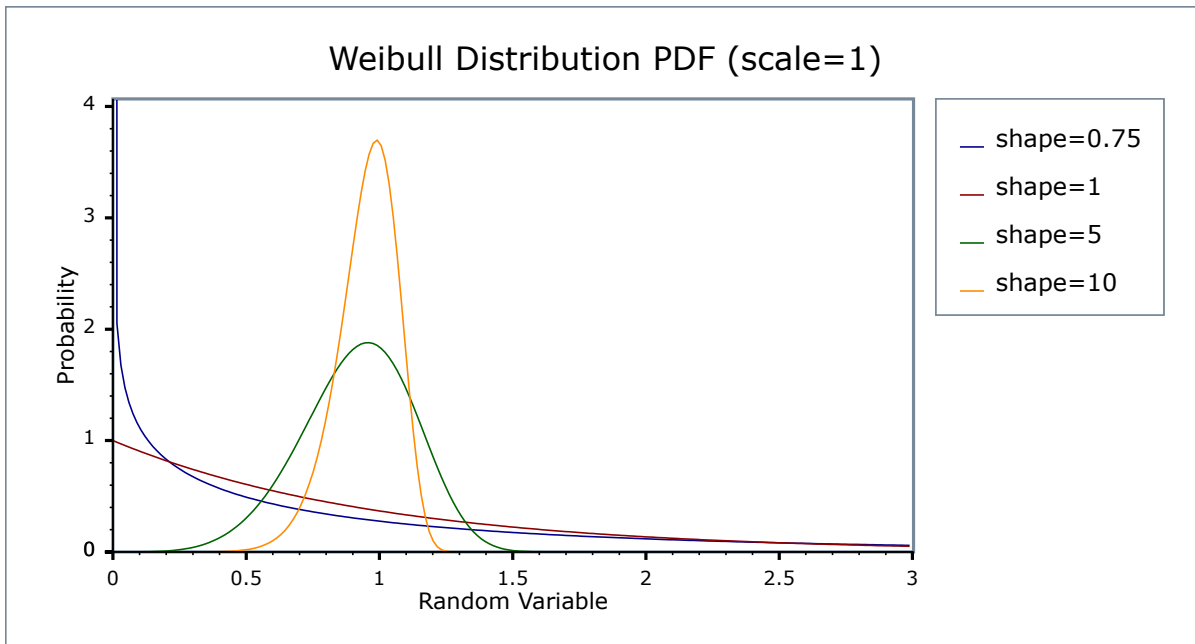
$$f(x; \alpha, \beta) = (\alpha/\beta) * (x / \beta)^{\alpha-1} * e^{-(x/\beta)^\alpha}$$

For shape parameter $\alpha > 0$, and scale parameter $\beta > 0$, and $x > 0$.

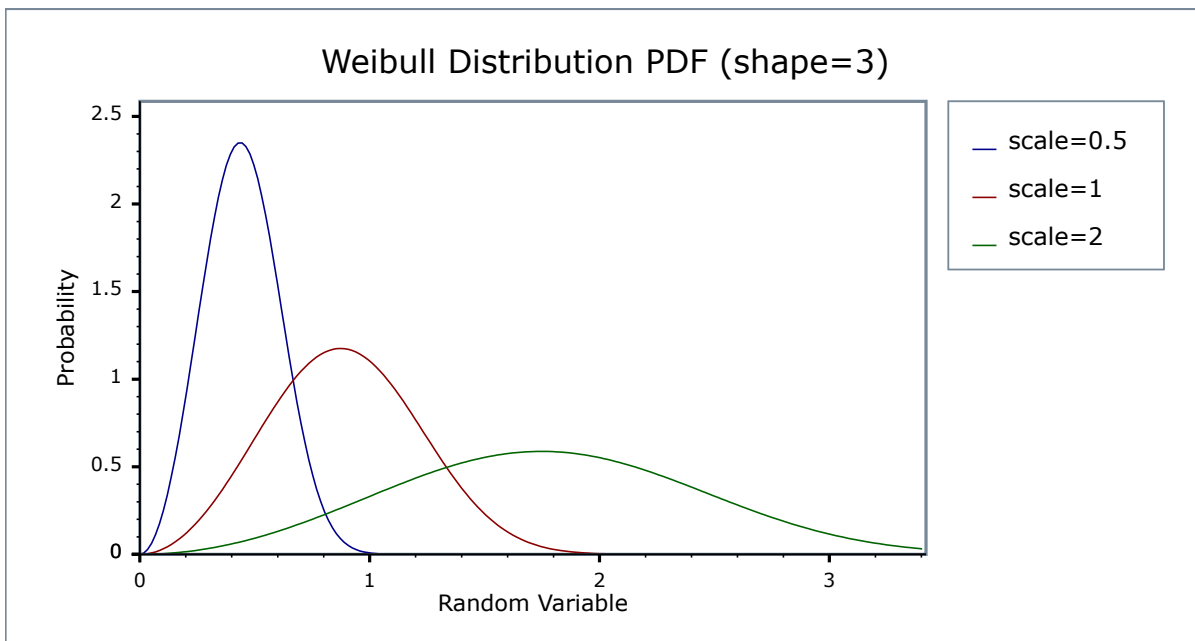
The Weibull distribution is often used in the field of failure analysis; in particular it can mimic distributions where the failure rate varies over time. If the failure rate is:

- constant over time, then $\alpha = 1$, suggests that items are failing from random events.
- decreases over time, then $\alpha < 1$, suggesting "infant mortality".
- increases over time, then $\alpha > 1$, suggesting "wear out" - more likely to fail as time goes by.

The following graph illustrates how the PDF varies with the shape parameter α :



While this graph illustrates how the PDF varies with the scale parameter β :



Related distributions

When $\alpha = 3$, the [Weibull distribution](#) appears similar to the [normal distribution](#). When $\alpha = 1$, the Weibull distribution reduces to the [exponential distribution](#). The relationship of the types of extreme value distributions, of which the Weibull is but one, is discussed by [Extreme Value Distributions, Theory and Applications Samuel Kotz & Saralees Nadarajah](#).

Member Functions

```
weibull_distribution(RealType shape, RealType scale = 1);
```

Constructs a [Weibull distribution](#) with shape *shape* and scale *scale*.

Requires that the *shape* and *scale* parameters are both greater than zero, otherwise calls [domain_error](#).

```
RealType shape()const;
```

Returns the *shape* parameter of this distribution.

```
RealType scale()const;
```

Returns the *scale* parameter of this distribution.

Non-member Accessors

All the [usual non-member accessor functions](#) that are generic to all distributions are supported: [Cumulative Distribution Function](#), [Probability Density Function](#), [Quantile](#), [Hazard Function](#), [Cumulative Hazard Function](#), [mean](#), [median](#), [mode](#), [variance](#), [standard deviation](#), [skewness](#), [kurtosis](#), [kurtosis_excess](#), [range](#) and [support](#).

The domain of the random variable is $[0, \infty]$.

Accuracy

The Weibull distribution is implemented in terms of the standard library `log` and `exp` functions plus [expm1](#) and [log1p](#) and as such should have very low error rates.

Implementation

In the following table α is the shape parameter of the distribution, β is its scale parameter, x is the random variate, p is the probability and $q = 1 - p$.

Function	Implementation Notes
pdf	Using the relation: $\text{pdf} = \alpha \beta^{-\alpha} x^{\alpha-1} e^{-(x/\beta)^{\alpha}}$
cdf	Using the relation: $p = -\text{expm1}(-(x/\beta)^{\alpha})$
cdf complement	Using the relation: $q = e^{-(x/\beta)^{\alpha}}$
quantile	Using the relation: $x = \beta * (-\text{log1p}(-p))^{1/\alpha}$
quantile from the complement	Using the relation: $x = \beta * (-\text{log}(q))^{1/\alpha}$
mean	$\beta * \Gamma(1 + 1/\alpha)$
variance	$\beta^2(\Gamma(1 + 2/\alpha) - \Gamma^2(1 + 1/\alpha))$
mode	$\beta((\alpha - 1) / \alpha)^{1/\alpha}$
skewness	Refer to Weisstein, Eric W. "Weibull Distribution." From MathWorld--A Wolfram Web Resource.
kurtosis	Refer to Weisstein, Eric W. "Weibull Distribution." From MathWorld--A Wolfram Web Resource.
kurtosis excess	Refer to Weisstein, Eric W. "Weibull Distribution." From MathWorld--A Wolfram Web Resource.

References

- http://en.wikipedia.org/wiki/Weibull_distribution

- Weisstein, Eric W. "Weibull Distribution." From MathWorld--A Wolfram Web Resource.
- Weibull in NIST Exploratory Data Analysis

Distribution Algorithms

Finding the Location and Scale for Normal and similar distributions

Two functions aid finding location and scale of random variable z to give probability p (given a scale or location). Only applies to distributions like normal, lognormal, extreme value, Cauchy, (and symmetrical triangular), that have scale and location properties.

These functions are useful to predict the mean and/or standard deviation that will be needed to meet a specified minimum weight or maximum dose.

Complement versions are also provided, both with explicit and implicit (default) policy.

```
using boost::math::policies::policy; // May be needed by users defining their own policies.
using boost::math::complement; // Will be needed by users who want to use complements.
```

find_location function

```
#include <boost/math/distributions/find_location.hpp>
```

```
namespace boost{ namespace math{

template <class Dist, class Policy> // explicit error handling policy
    typename Dist::value_type find_location( // For example, normal mean.
        typename Dist::value_type z, // location of random variable z to give probability, P(X > z) ↴
        == p.
        // For example, a nominal minimum acceptable z, so that p * 100 % are > z
        typename Dist::value_type p, // probability value desired at x, say 0.95 for 95% > z.
        typename Dist::value_type scale, // scale parameter, for example, normal standard deviation.
        const Policy& pol);

template <class Dist> // with default policy.
    typename Dist::value_type find_location( // For example, normal mean.
        typename Dist::value_type z, // location of random variable z to give probability, P(X > z) ↴
        == p.
        // For example, a nominal minimum acceptable z, so that p * 100 % are > z
        typename Dist::value_type p, // probability value desired at x, say 0.95 for 95% > z.
        typename Dist::value_type scale); // scale parameter, for example, normal standard deviation.

}} // namespaces
```

find_scale function

```
#include <boost/math/distributions/find_scale.hpp>
```

```
namespace boost{ namespace math{

template <class Dist, class Policy>
    typename Dist::value_type find_scale( // For example, normal mean.
        typename Dist::value_type z, // location of random variable z to give probability,  $P(X > z)$  ↵
        == p.
        // For example, a nominal minimum acceptable weight z, so that  $p * 100$  % are  $> z$ 
        typename Dist::value_type p, // probability value desired at x, say 0.95 for 95%  $> z$ .
        typename Dist::value_type location, // location parameter, for example, normal distribution mean.
        const Policy& pol);

template <class Dist> // with default policy.
    typename Dist::value_type find_scale( // For example, normal mean.
        typename Dist::value_type z, // location of random variable z to give probability,  $P(X > z)$  ↵
        == p.
        // For example, a nominal minimum acceptable z, so that  $p * 100$  % are  $> z$ 
        typename Dist::value_type p, // probability value desired at x, say 0.95 for 95%  $> z$ .
        typename Dist::value_type location) // location parameter, for example, normal distribution ↵
        mean.
    } } // namespaces
```

All argument must be finite, otherwise [domain_error](#) is called.

Probability arguments must be [0, 1], otherwise [domain_error](#) is called.

If the choice of arguments would give a negative scale, [domain_error](#) is called, unless the policy is to ignore, when the negative (impossible) value of scale is returned.

[Find Mean and standard deviation examples](#) gives simple examples of use of both `find_scale` and `find_location`, and a longer example finding means and standard deviations of normally distributed weights to meet a specification.

Extras/Future Directions

Adding Additional Location and Scale Parameters

In some modelling applications we require a distribution with a specific location and scale: often this equates to a specific mean and standard deviation, although for many distributions the relationship between these properties and the location and scale parameters are non-trivial. See <http://www.itl.nist.gov/div898/handbook/eda/section3/eda364.htm> for more information.

The obvious way to handle this is via an adapter template:

```
template <class Dist>
class scaled_distribution
{
    scaled_distribution(
        const Dist dist,
        typename Dist::value_type location,
        typename Dist::value_type scale = 0);
};
```

Which would then have its own set of overloads for the non-member accessor functions.

An "any_distribution" class

It is easy to add a distribution object that virtualises the actual type of the distribution, and can therefore hold "any" object that conforms to the conceptual requirements of a distribution:

```
template <class RealType>
class any_distribution
{
public:
    template <class Distribution>
    any_distribution(const Distribution& d);
};

// Get the cdf of the underlying distribution:
template <class RealType>
RealType cdf(const any_distribution<RealType>& d, RealType x);
// etc....
```

Such a class would facilitate the writing of non-template code that can function with any distribution type.

The [Statistical Distribution Explorer](#) utility for Windows is a usage example.

It's not clear yet whether there is a compelling use case though. Possibly tests for goodness of fit might provide such a use case: this needs more investigation.

Higher Level Hypothesis Tests

Higher-level tests roughly corresponding to the [Mathematica Hypothesis Tests](#) package could be added reasonably easily, for example:

```
template <class InputIterator>
typename std::iterator_traits<InputIterator>::value_type
test_equal_mean(
    InputIterator a,
    InputIterator b,
    typename std::iterator_traits<InputIterator>::value_type expected_mean);
```

Returns the probability that the data in the sequence [a,b) has the mean *expected_mean*.

Integration With Statistical Accumulators

Eric Niebler's [accumulator framework](#) - also work in progress - provides the means to calculate various statistical properties from experimental data. There is an opportunity to integrate the statistical tests with this framework at some later date:

```
// Define an accumulator, all required statistics to calculate the test
// are calculated automatically:
accumulator_set<double, features<tag::test_expected_mean> > acc(expected_mean=4);
// Pass our data to the accumulator:
acc = std::for_each(mydata.begin(), mydata.end(), acc);
// Extract the result:
double p = probability(acc);
```

Special Functions

Gamma Functions

Gamma

Synopsis

```
#include <boost/math/special_functions/gamma.hpp>
```

```
namespace boost{ namespace math{

template <class T>
calculated-result-type tgamma(T z);

template <class T, class Policy>
calculated-result-type tgamma(T z, const Policy&);

template <class T>
calculated-result-type tgamma1pml(T dz);

template <class T, class Policy>
calculated-result-type tgamma1pml(T dz, const Policy&);

}} // namespaces
```

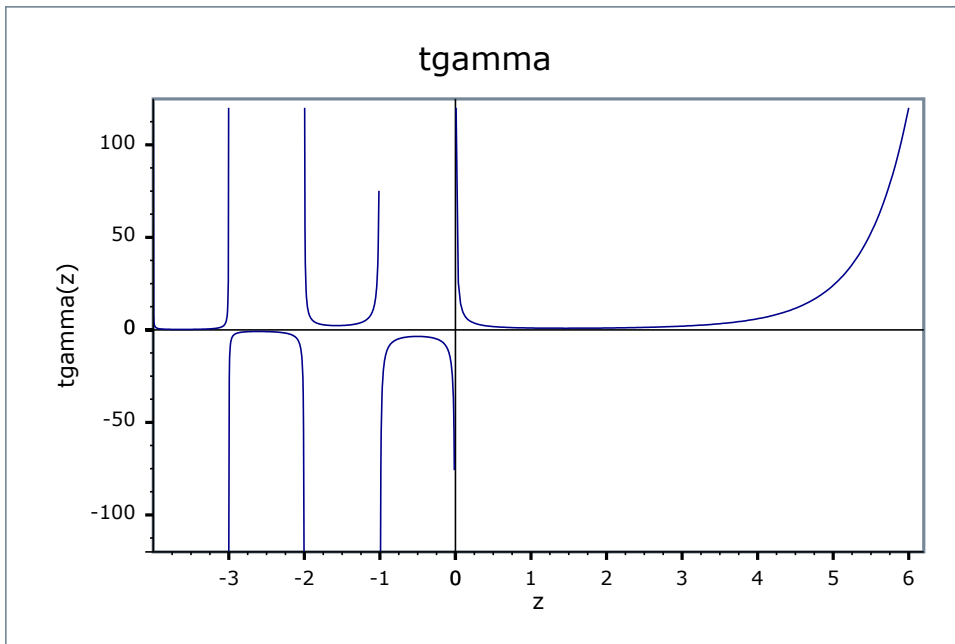
Description

```
template <class T>
calculated-result-type tgamma(T z);

template <class T, class Policy>
calculated-result-type tgamma(T z, const Policy&);
```

Returns the "true gamma" (hence name tgamma) of value z:

$$\text{tgamma}(z) = \Gamma(z) = \int_0^{\infty} t^{z-1} e^{-t} dt$$



The final [Policy](#) argument is optional and can be used to control the behaviour of the function: how it handles errors, what level of precision to use etc. Refer to the [policy documentation for more details](#).

There are effectively two versions of the [tgamma](#) function internally: a fully generic version that is slow, but reasonably accurate, and a much more efficient approximation that is used where the number of digits in the significand of T correspond to a certain [Lanczos approximation](#). In practice any built in floating point type you will encounter has an appropriate [Lanczos approximation](#) defined for it. It is also possible, given enough machine time, to generate further [Lanczos approximation](#)'s using the program `libs/math/tools/lanczos_generator.cpp`.

The return type of this function is computed using the [result type calculation rules](#): the result is `double` when T is an integer type, and T otherwise.

```
template <class T>
calculated-result-type tgammalpm1(T dz);

template <class T, class Policy>
calculated-result-type tgammalpm1(T dz, const Policy&);
```

Returns $\text{tgamma}(\text{dz} + 1) - 1$. Internally the implementation does not make use of the addition and subtraction implied by the definition, leading to accurate results even for very small `dz`. However, the implementation is capped to either 35 digit accuracy, or to the precision of the [Lanczos approximation](#) associated with type T, whichever is more accurate.

The return type of this function is computed using the [result type calculation rules](#): the result is `double` when T is an integer type, and T otherwise.

The final [Policy](#) argument is optional and can be used to control the behaviour of the function: how it handles errors, what level of precision to use etc. Refer to the [policy documentation for more details](#).

Accuracy

The following table shows the peak errors (in units of epsilon) found on various platforms with various floating point types, along with comparisons to the [GSL-1.9](#), [GNU C Lib](#), [HP-UX C Library](#) and [Cephes](#) libraries. Unless otherwise specified any floating point type that is narrower than the one shown will have [effectively zero error](#).

Significand Size	Platform and Compiler	Factorials and Half factorials	Values Near Zero	Values Near 1 or 2	Values Near a Negative Pole
53	Win32 Visual C++ 8	Peak = 1 . 9 Mean=0.7 (GSL=3.9) (Cephes=3.0)	Peak = 2 . 0 Mean=1.1 (GSL=4.5) (Cephes=1)	Peak = 2 . 0 Mean=1.1 (GSL=7.9) (Cephes=1.0)	Peak = 2 . 6 Mean=1.3 (GSL=2.5) (Cephes=2.7)
64	Linux IA32 / GCC	Peak = 3 0 0 Mean=49.5 (GNU C Lib Peak = 3 9 5 Mean=89)	Peak = 3 . 0 Mean=1.4 (GNU C Lib Peak = 1 1 Mean=3.3)	Peak = 5 . 0 Mean=1.8 (GNU C Lib Peak = 0 . 9 2 Mean=0.2)	Peak = 1 5 7 Mean=65 (GNU C Lib Peak = 2 0 5 Mean=108)
64	Linux IA64 / GCC	GNU C Lib Peak 2.8 Mean=0.9 (GNU C Lib Peak 0.7)	Peak = 4 . 8 Mean=1.5 (GNU C Lib Peak 0)	Peak = 4 . 8 Mean=1.5 (GNU C Lib Peak 0)	Peak = 5 . 0 Mean=1.7 (GNU C Lib Peak 0)
113	HPUX IA64, aCC A.06.06	Peak = 2 . 5 Mean=1.1 (HP-UX C Library Peak 0)	Peak = 3 . 5 Mean=1.7 (HP-UX C Library Peak 0)	Peak = 3 . 5 Mean=1.6 (HP-UX C Library Peak 0)	Peak = 5 . 2 Mean=1.92 (HP-UX C Library Peak 0)

Testing

The gamma is relatively easy to test: factorials and half-integer factorials can be calculated exactly by other means and compared with the gamma function. In addition, some accuracy tests in known tricky areas were computed at high precision using the generic version of this function.

The function `tgammalpm1` is tested against values calculated very naively using the formula `tgamma(1+dz)-1` with a lanczos approximation accurate to around 100 decimal digits.

Implementation

The generic version of the `tgamma` function is implemented by combining the series and continued fraction representations for the incomplete gamma function:

$$\Gamma(a) = (l^a e^{-l}) \left(\sum_{k=0}^{\infty} \frac{l^k}{a^{k+1}} + \frac{1}{l - a + 1 + \frac{c_1}{d_1 + \frac{c_2}{d_2 + \frac{c_3}{d_3 + \dots}}}} \right); \quad c_k = k(a - k) \quad d_k = l - a + 2k + 1$$

where l is an arbitrary integration limit: choosing $l = \max(10, a)$ seems to work fairly well.

For types of known precision the [Lanczos approximation](#) is used, a traits class `boost::math::lanczos::lanczos_traits` maps type `T` to an appropriate approximation.

For z in the range $-20 < z < 1$ then recursion is used to shift to $z > 1$ via:

$$\Gamma(z) = \frac{\Gamma(z+1)}{z}$$

For very small z , this helps to preserve the identity:

$$\lim_{z \rightarrow 0} (\Gamma(z)) = \frac{1}{z}$$

For $z < -20$ the reflection formula:

$$\Gamma(-z) = -\frac{\pi}{\Gamma(z)\sin(\pi z)z}$$

is used. Particular care has to be taken to evaluate the $z * \sin([\text{pi}][\text{space}] * z)$ part: a special routine is used to reduce z prior to multiplying by π to ensure that the result is in the range $[0, \pi/2]$. Without this an excessive amount of error occurs in this region (which is hard enough already, as the rate of change near a negative pole is *exceptionally* high).

Finally if the argument is a small integer then table lookup of the factorial is used.

The function `tgammaln` is implemented using rational approximations [devised by JM](#) in the region $-0.5 < dz < 2$. These are the same approximations (and internal routines) that are used for [lgamma](#), and so aren't detailed further here. The result of the approximation is `log(tgamma(dz+1))` which can be fed into [expm1](#) to give the desired result. Outside the range $-0.5 < dz < 2$ then the naive formula `tgammaln(dz) = tgamma(dz+1)-1` can be used directly.

Log Gamma

Synopsis

```
#include <boost/math/special_functions/gamma.hpp>
```

```
namespace boost{ namespace math{

template <class T>
calculated-result-type lgamma(T z);

template <class T, class Policy>
calculated-result-type lgamma(T z, const Policy&);

template <class T>
calculated-result-type lgamma(T z, int* sign);

template <class T, class Policy>
calculated-result-type lgamma(T z, int* sign, const Policy&);

}} // namespaces
```

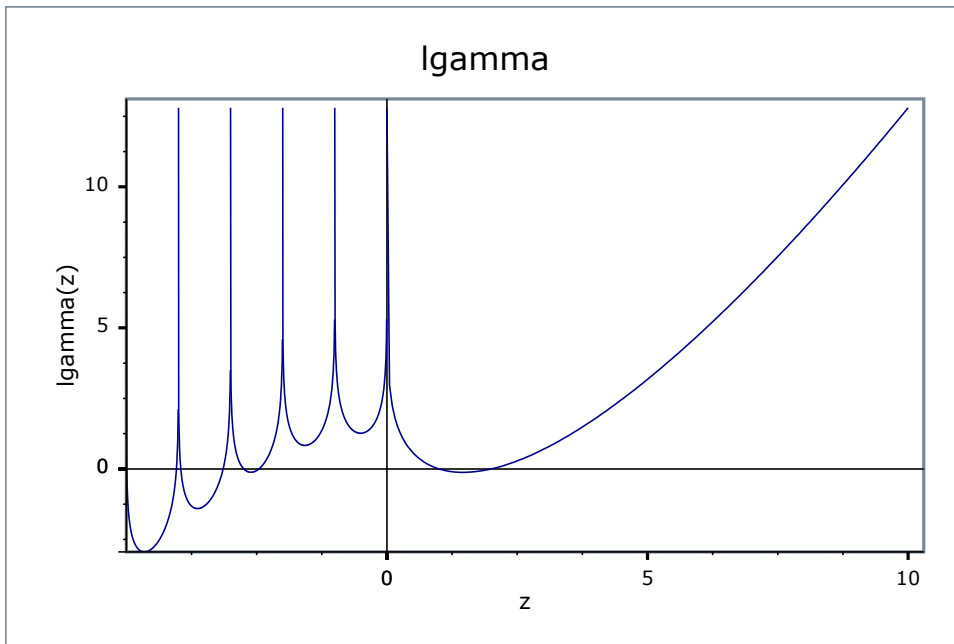
Description

The [lgamma](#) function is defined by:

$$\text{lgamma}(z) = \ln |\Gamma(z)|$$

The second form of the function takes a pointer to an integer, which if non-null is set on output to the sign of `tgamma(z)`.

The final [Policy](#) argument is optional and can be used to control the behaviour of the function: how it handles errors, what level of precision to use etc. Refer to the [policy documentation](#) for more details.



There are effectively two versions of this function internally: a fully generic version that is slow, but reasonably accurate, and a much more efficient approximation that is used where the number of digits in the significand of T correspond to a certain [Lanczos approximation](#). In practice, any built-in floating-point type you will encounter has an appropriate [Lanczos approximation](#) defined for it. It is also possible, given enough machine time, to generate further [Lanczos approximation](#)'s using the program `libs/math/tools/lanczos_generator.cpp`.

The return type of these functions is computed using the [result type calculation rules](#): the result is of type `double` if T is an integer type, or type T otherwise.

Accuracy

The following table shows the peak errors (in units of epsilon) found on various platforms with various floating point types, along with comparisons to the [GSL-1.9](#), [GNU C Lib](#), [HP-UX C Library](#) and [Cephes](#) libraries. Unless otherwise specified any floating point type that is narrower than the one shown will have [effectively zero error](#).

Note that while the relative errors near the positive roots of \lgamma are very low, the \lgamma function has an infinite number of irrational roots for negative arguments: very close to these negative roots only a low absolute error can be guaranteed.

Significand Size	Platform and Compiler	Factorials and Half factorials	Values Near Zero	Values Near 1 or 2	Values Near a Negative Pole
53	Win32 Visual C++ 8	Peak = 0.88 Mean=0.14 (GSL = 33) (Cephes=1.5)	Peak = 0.96 Mean=0.46 (GSL = 5.2) (Cephes=1.1)	Peak = 0.86 Mean=0.46 (GSL = 1168) (Cephes~500000)	Peak = 4.2 Mean=1.3 (GSL = 25) (Cephes=1.6)
64	Linux IA32 / GCC	Peak = 1.9 Mean=0.43 (GNU C Lib Peak = 1.7 Mean=0.49)	Peak = 1.4 Mean=0.57 (GNU C Lib Peak= 0.96 Mean=0.54)	Peak = 0.86 Mean=0.35 (GNU C Lib Peak = 0.74 Mean=0.26)	Peak = 6.0 Mean=1.8 (GNU C Lib Peak = 3.0 Mean=0.86)
64	Linux IA64 / GCC	Peak = 0.99 Mean=0.12 (GNU C Lib Peak 0)	Peak=1.2 Mean=0.6 (GNU C Lib Peak 0)	Peak = 0.86 Mean=0.16 (GNU C Lib Peak 0)	Peak = 2.3 Mean=0.69 (GNU C Lib Peak 0)
113	HPUX IA64, aCC A.06.06	Peak = 0.96 Mean=0.13 (HP-UX C Library Peak 0)	Peak = 0.99 Mean=0.53 (HP-UX C Library Peak 0)	Peak = 0.9 Mean=0.4 (HP-UX C Library Peak 0)	Peak = 3.0 Mean=0.9 (HP-UX C Library Peak 0)

Testing

The main tests for this function involve comparisons against the logs of the factorials which can be independently calculated to very high accuracy.

Random tests in key problem areas are also used.

Implementation

The generic version of this function is implemented by combining the series and continued fraction representations for the incomplete gamma function:

$$\ln(|\Gamma(z)|) = z\ln(l) - l + \ln\left(\sum_{n=0}^{\infty} \frac{l^n}{z^n} + \frac{1}{z - \frac{c_1}{d_1 + \frac{c_2}{d_2 + \frac{c_3}{d_3 + \dots}}}}\right) ; \quad c_k = -(z+k-1) \quad d_k = z+k+l$$

where l is an arbitrary integration limit: choosing $l = \max(10, a)$ seems to work fairly well. For negative z the logarithm version of the reflection formula is used:

$$\ln(|\Gamma(-z)|) = \ln(\pi) - \ln(\Gamma(z)) - \ln(z\sin(\pi z))$$

For types of known precision, the [Lanczos approximation](#) is used, a traits class `boost::math::lanczos::lanczos_traits` maps type `T` to an appropriate approximation. The logarithmic version of the [Lanczos approximation](#) is:

$$\ln(|\Gamma(z)|) = (z-0.5)\ln\left(\frac{z+g-0.5}{e}\right) + \ln(L_{e,g}(z))$$

Where $L_{e,g}$ is the Lanczos sum, scaled by e^g .

As before the reflection formula is used for $z < 0$.

When z is very near 1 or 2, then the logarithmic version of the [Lanczos approximation](#) suffers very badly from cancellation error: indeed for values sufficiently close to 1 or 2, arbitrarily large relative errors can be obtained (even though the absolute error is tiny).

For types with up to 113 bits of precision (up to and including 128-bit long doubles), root-preserving rational approximations [devised by JM](#) are used over the intervals [1,2] and [2,3]. Over the interval [2,3] the approximation form used is:

$$\lgamma(z) = (z-2)(z+1)(Y + R(z-2));$$

Where Y is a constant, and $R(z-2)$ is the rational approximation: optimised so that it's absolute error is tiny compared to Y . In addition small values of z greater than 3 can handled by argument reduction using the recurrence relation:

$$\lgamma(z+1) = \log(z) + \lgamma(z);$$

Over the interval [1,2] two approximations have to be used, one for small z uses:

$$\lgamma(z) = (z-1)(z-2)(Y + R(z-1));$$

Once again Y is a constant, and $R(z-1)$ is optimised for low absolute error compared to Y . For $z > 1.5$ the above form wouldn't converge to a minimax solution but this similar form does:

$$\lgamma(z) = (2-z)(1-z)(Y + R(2-z));$$

Finally for $z < 1$ the recurrence relation can be used to move to $z > 1$:

$$\lgamma(z) = \lgamma(z+1) - \log(z);$$

Note that while this involves a subtraction, it appears not to suffer from cancellation error: as z decreases from 1 the $-\log(z)$ term grows positive much more rapidly than the $\lgamma(z+1)$ term becomes negative. So in this specific case, significant digits are preserved, rather than cancelled.

For other types which do have a [Lanczos approximation](#) defined for them the current solution is as follows: imagine we balance the two terms in the [Lanczos approximation](#) by dividing the power term by its value at $z = 1$, and then multiplying the Lanczos coefficients by the same value. Now each term will take the value 1 at $z = 1$ and we can rearrange the power terms in terms of $\log 1p$. Likewise if we subtract 1 from the Lanczos sum part (algebraically, by subtracting the value of each term at $z = 1$), we obtain a new summation that can be also be fed into $\log 1p$. Crucially, all of the terms tend to zero, as $z \rightarrow 1$:

$$\ln(|\Gamma(z)|) = \Delta z \ln\left(\frac{\Delta z + g + 0.5}{e}\right) + \frac{1}{2} \ln\left(1 + \frac{\Delta z}{g + 0.5}\right) + \ln\left(1 + \sum_{k=0}^{N-1} \frac{\Delta z d_k}{k(\Delta z + k)}\right)$$

$$\Delta z = 1 - z \quad d_k = \sqrt{\frac{g + 0.5}{e}} \left(\frac{C_k}{e^g}\right)$$

The C_k terms in the above are the same as in the [Lanczos approximation](#).

A similar rearrangement can be performed at $z = 2$:

$$\ln(|\Gamma(z)|) = \frac{3}{2} \ln\left(1 + \frac{\Delta z}{g + 1.5}\right) + \Delta z \ln\left(\frac{z + g - 0.5}{e}\right) + \ln\left(1 + \sum_{k=1}^{N-1} \frac{-d_k \Delta z}{z + kz + k^2 - 1}\right)$$

$$\Delta z = z - 2 \quad d_k = \left(\frac{g + 1.5}{e}\right)^{1.5} \left(\frac{C_k}{e^g}\right)$$

Digamma

Synopsis

```
#include <boost/math/special_functions/digamma.hpp>
```

```
namespace boost{ namespace math{

template <class T>
calculated-result-type digamma(T z);

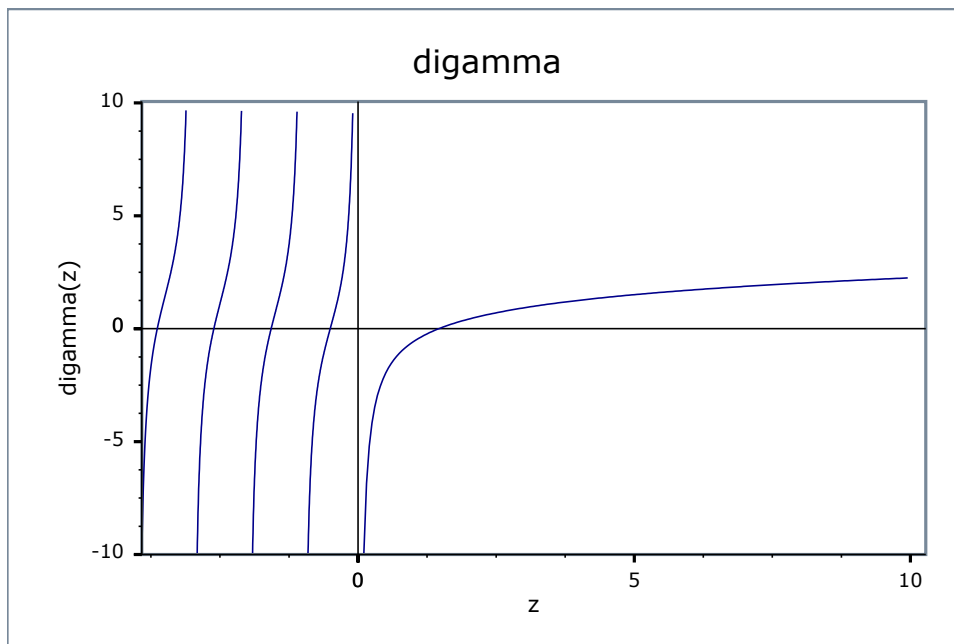
template <class T, class Policy>
calculated-result-type digamma(T z, const Policy&);

}} // namespaces
```

Description

Returns the digamma or psi function of x . Digamma is defined as the logarithmic derivative of the gamma function:

$$\psi(x) = \frac{d}{dx} \ln(\Gamma(x)) = \frac{\Gamma'(x)}{\Gamma(x)}$$



The final [Policy](#) argument is optional and can be used to control the behaviour of the function: how it handles errors, what level of precision to use etc. Refer to the [policy documentation for more details](#).

There is no fully generic version of this function: all the implementations are tuned to specific accuracy levels, the most precise of which delivers 34-digits of precision.

The return type of this function is computed using the [result type calculation rules](#): the result is of type `double` when `T` is an integer type, and type `T` otherwise.

Accuracy

The following table shows the peak errors (in units of epsilon) found on various platforms with various floating point types. Unless otherwise specified any floating point type that is narrower than the one shown will have [effectively zero error](#).

Significand Size	Platform and Compiler	Random Positive Values	Values Near The Positive Root	Values Near Zero	Negative Values
53	Win32 Visual C++ 8	Peak = 0.98 Mean=0.36	Peak = 0.99 Mean=0.5	Peak = 0.95 Mean=0.5	Peak = 214 Mean=16
64	Linux IA32 / GCC	Peak = 1.4 Mean=0.4	Peak = 1.3 Mean=0.45	Peak = 0.98 Mean=0.35	Peak = 180 Mean=13
64	Linux IA64 / GCC	Peak = 0.92 Mean=0.4	Peak = 1.3 Mean=0.45	Peak = 0.98 Mean=0.4	Peak = 180 Mean=13
113	HPUX IA64, aCC A.06.06	Peak = 0.9 Mean=0.4	Peak = 1.1 Mean=0.5	Peak = 0.99 Mean=0.4	Peak=64 Mean=6

As shown above, error rates for positive arguments are generally very low. For negative arguments there are an infinite number of irrational roots: relative errors very close to these can be arbitrarily large, although absolute error will remain very low.

Testing

There are two sets of tests: spot values are computed using the online calculator at functions.wolfram.com, while random test values are generated using the high-precision reference implementation (a differentiated [Lanczos approximation](#) see below).

Implementation

The implementation is divided up into the following domains:

For Negative arguments the reflection formula:

$$\text{digamma}(1-x) = \text{digamma}(x) + \pi/\tan(\pi x);$$

is used to make x positive.

For arguments in the range [0,1] the recurrence relation:

$$\text{digamma}(x) = \text{digamma}(x+1) - 1/x$$

is used to shift the evaluation to [1,2].

For arguments in the range [1,2] a rational approximation [devised by JM](#) is used (see below).

For arguments in the range [2,BIG] the recurrence relation:

$$\text{digamma}(x+1) = \text{digamma}(x) + 1/x;$$

is used to shift the evaluation to the range [1,2].

For arguments > BIG the asymptotic expansion:

$$\psi(x) = \ln(x) + \frac{1}{2x} - \sum_{n=1}^{\infty} \frac{B_{2n}}{2nx^{2n}}$$

can be used. However, this expansion is divergent after a few terms: exactly how many terms depends on the size of x . Therefore the value of BIG must be chosen so that the series can be truncated at a term that is too small to have any effect on the result when evaluated at BIG . Choosing $BIG=10$ for up to 80-bit reals, and $BIG=20$ for 128-bit reals allows the series to be truncated after a suitably small number of terms and evaluated as a polynomial in $1/(x*x)$.

The rational approximation [devised by JM](#) in the range $[1,2]$ is derived as follows.

First a high precision approximation to digamma was constructed using a 60-term differentiated [Lanczos approximation](#), the form used is:

$$\psi(x) = \frac{z - \frac{1}{2}}{x + g - \frac{1}{2}} + \ln\left(x + g - \frac{1}{2}\right) + \frac{P'(x)}{P(x)} - \frac{Q'(x)}{Q(x)} - 1$$

Where $P(x)$ and $Q(x)$ are the polynomials from the rational form of the Lanczos sum, and $P'(x)$ and $Q'(x)$ are their first derivatives. The Lanczos part of this approximation has a theoretical precision of ~ 100 decimal digits. However, cancellation in the above sum will reduce that to around $99 - (1/Y)$ digits if y is the result. This approximation was used to calculate the positive root of digamma, and was found to agree with the value used by Cody to 25 digits (See Math. Comp. 27, 123-127 (1973) by Cody, Strecok and Thacher) and with the value used by Morris to 35 digits (See TOMS Algorithm 708).

Likewise a few spot tests agreed with values calculated using functions.wolfram.com to >40 digits. That's sufficiently precise to insure that the approximation below is accurate to double precision. Achieving 128-bit long double precision requires that the location of the root is known to ~ 70 digits, and it's not clear whether the value calculated by this method meets that requirement: the difficulty lies in independently verifying the value obtained.

The rational approximation [devised by JM](#) was optimised for absolute error using the form:

```
digamma(x) = (x - X0) (Y + R(x - 1));
```

Where $X0$ is the positive root of digamma, Y is a constant, and $R(x - 1)$ is the rational approximation. Note that since $X0$ is irrational, we need twice as many digits in $X0$ as in x in order to avoid cancellation error during the subtraction (this assumes that x is an exact value, if it's not then all bets are off). That means that even when x is the value of the root rounded to the nearest representable value, the result of $\text{digamma}(x)$ **will not be zero**.

Ratios of Gamma Functions

```
#include <boost/math/special_functions/gamma.hpp>
```

```
namespace boost{ namespace math{

template <class T1, class T2>
calculated-result-type tgamma_ratio(T1 a, T2 b);

template <class T1, class T2, class Policy>
calculated-result-type tgamma_ratio(T1 a, T2 b, const Policy&);

template <class T1, class T2>
calculated-result-type tgamma_delta_ratio(T1 a, T2 delta);

template <class T1, class T2, class Policy>
calculated-result-type tgamma_delta_ratio(T1 a, T2 delta, const Policy&);

}} // namespaces
```

Description

```
template <class T1, class T2>
calculated-result-type tgamma_ratio(T1 a, T2 b);

template <class T1, class T2, class Policy>
calculated-result-type tgamma_ratio(T1 a, T2 b, const Policy&);
```

Returns the ratio of gamma functions:

$$\text{tgamma_ratio}(a,b) = \frac{\Gamma(a)}{\Gamma(b)}$$

The final [Policy](#) argument is optional and can be used to control the behaviour of the function: how it handles errors, what level of precision to use etc. Refer to the [policy documentation for more details](#).

Internally this just calls `tgamma_delta_ratio(a, b-a)`.

```
template <class T1, class T2>
calculated-result-type tgamma_delta_ratio(T1 a, T2 delta);

template <class T1, class T2, class Policy>
calculated-result-type tgamma_delta_ratio(T1 a, T2 delta, const Policy&);
```

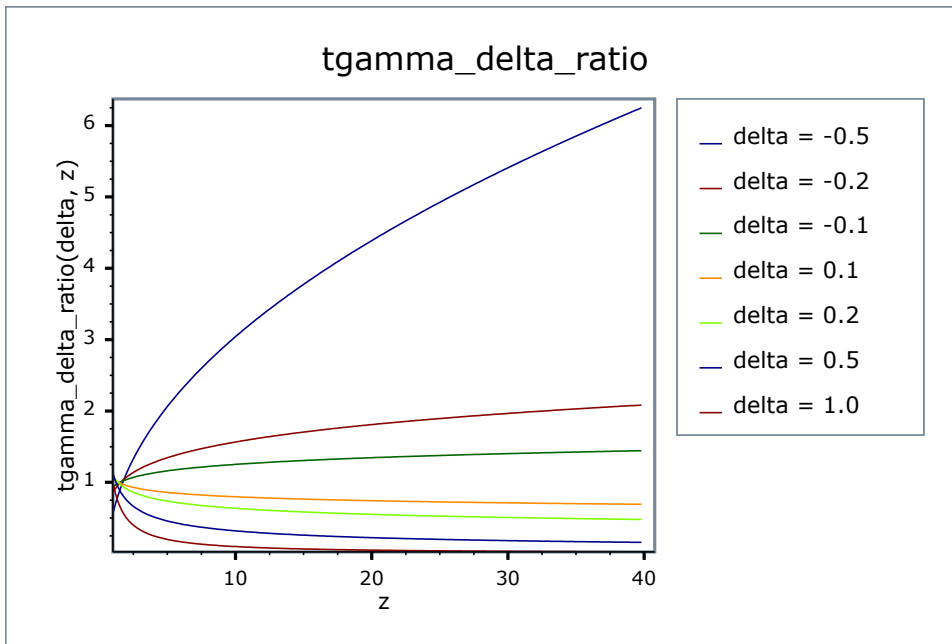
Returns the ratio of gamma functions:

$$\text{tgamma_delta_ratio}(a,\text{delta}) = \frac{\Gamma(a)}{\Gamma(a+\text{delta})}$$

The final [Policy](#) argument is optional and can be used to control the behaviour of the function: how it handles errors, what level of precision to use etc. Refer to the [policy documentation for more details](#).

Note that the result is calculated accurately even when *delta* is small compared to *a*: indeed even if $a+\text{delta} \sim a$. The function is typically used when *a* is large and *delta* is very small.

The return type of these functions is computed using the [result type calculation rules](#) when T1 and T2 are different types, otherwise the result type is simple T1.



Accuracy

The following table shows the peak errors (in units of epsilon) found on various platforms with various floating point types. Unless otherwise specified any floating point type that is narrower than the one shown will have **effectively zero error**.

Table 19. Errors In the Function $\text{tgamma_delta_ratio}(a, \text{delta})$

Significant Size	Platform and Compiler	$20 < a < 80$ and $\text{delta} < 1$
53	Win32, Visual C++ 8	Peak=16.9 Mean=1.7
64	Redhat Linux IA32, gcc-3.4.4	Peak=24 Mean=2.7
64	Redhat Linux IA64, gcc-3.4.4	Peak=12.8 Mean=1.8
113	HPUX IA64, aCC A.06.06	Peak=21.4 Mean=2.3

Table 20. Errors In the Function $\text{tgamma_ratio}(a, b)$

Significant Size	Platform and Compiler	$6 < a, b < 50$
53	Win32, Visual C++ 8	Peak=34 Mean=9
64	Redhat Linux IA32, gcc-3.4.4	Peak=91 Mean=23
64	Redhat Linux IA64, gcc-3.4.4	Peak=35.6 Mean=9.3
113	HPUX IA64, aCC A.06.06	Peak=43.9 Mean=13.2

Testing

Accuracy tests use data generated at very high precision (with [NTL RR class](#) set at 1000-bit precision: about 300 decimal digits) and a deliberately naive calculation of $\Gamma(x)/\Gamma(y)$.

Implementation

The implementation of these functions is very similar to that of [beta](#), and is based on combining similar power terms to improve accuracy and avoid spurious overflow/underflow.

In addition there are optimisations for the situation where *delta* is a small integer: in which case this function is basically the reciprocal of a rising factorial, or where both arguments are smallish integers: in which case table lookup of factorials can be used to calculate the ratio.

Incomplete Gamma Functions

Synopsis

```
#include <boost/math/special_functions/gamma.hpp>

namespace boost{ namespace math{

template <class T1, class T2>
calculated-result-type gamma_p(T1 a, T2 z);

template <class T1, class T2, class Policy>
calculated-result-type gamma_p(T1 a, T2 z, const Policy&);

template <class T1, class T2>
calculated-result-type gamma_q(T1 a, T2 z);

template <class T1, class T2, class Policy>
calculated-result-type gamma_q(T1 a, T2 z, const Policy&);

template <class T1, class T2>
calculated-result-type tgamma_lower(T1 a, T2 z);

template <class T1, class T2, class Policy>
calculated-result-type tgamma_lower(T1 a, T2 z, const Policy&);

template <class T1, class T2>
calculated-result-type tgamma(T1 a, T2 z);

template <class T1, class T2, class Policy>
calculated-result-type tgamma(T1 a, T2 z, const Policy&);

}} // namespaces
```

Description

There are four [incomplete gamma functions](#): two are normalised versions (also known as *regularized* incomplete gamma functions) that return values in the range $[0, 1]$, and two are non-normalised and return values in the range $[0, \Gamma(a)]$. Users interested in statistical applications should use the [normalised versions](#) ([gamma_p](#) and [gamma_q](#)).

All of these functions require $a > 0$ and $z \geq 0$, otherwise they return the result of [domain_error](#).

The final [Policy](#) argument is optional and can be used to control the behaviour of the function: how it handles errors, what level of precision to use etc. Refer to the [policy documentation for more details](#).

The return type of these functions is computed using the [result type calculation rules](#) when T1 and T2 are different types, otherwise the return type is simply T1.

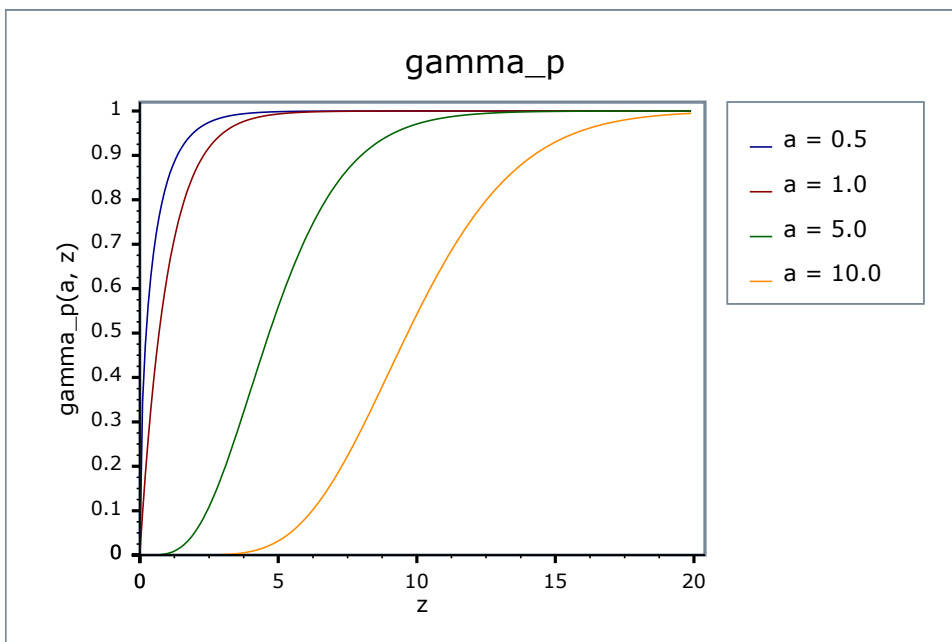
```
template <class T1, class T2>
calculated-result-type gamma_p(T1 a, T2 z);

template <class T1, class T2, class Policy>
calculated-result-type gamma_p(T1 a, T2 z, const Policy&);
```

Returns the normalised lower incomplete gamma function of a and z:

$$\text{gamma_p}(a, z) = P(a, z) = \frac{\gamma(a, z)}{\Gamma(a)} = \frac{1}{\Gamma(a)} \int_0^z t^{a-1} e^{-t} dt$$

This function changes rapidly from 0 to 1 around the point $z = a$:



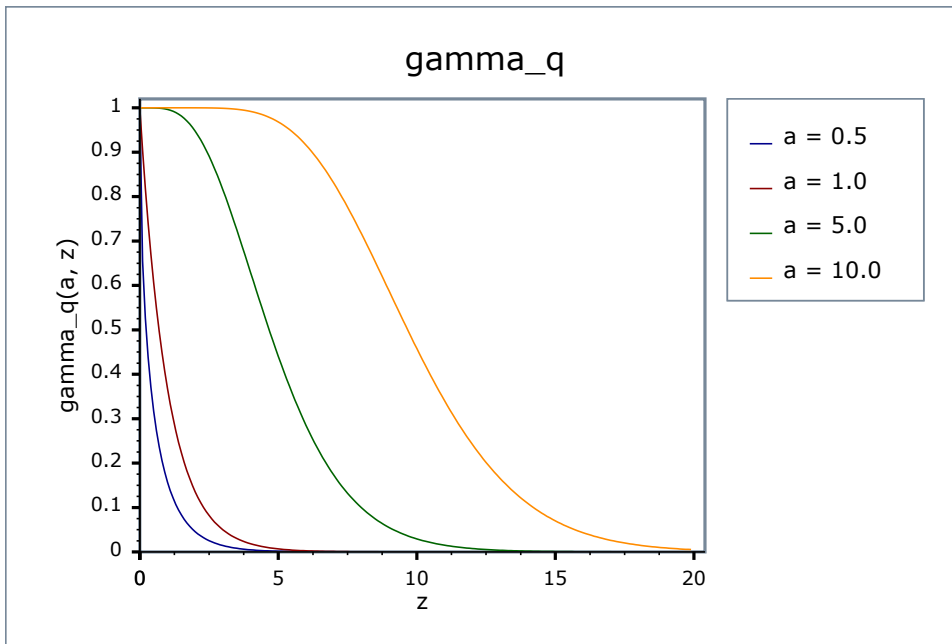
```
template <class T1, class T2>
calculated-result-type gamma_q(T1 a, T2 z);

template <class T1, class T2, class Policy>
calculated-result-type gamma_q(T1 a, T2 z, const Policy&);
```

Returns the normalised upper incomplete gamma function of a and z:

$$\text{gamma_q}(a, z) = Q(a, z) = \frac{\Gamma(a, z)}{\Gamma(a)} = \frac{1}{\Gamma(a)} \int_z^\infty t^{a-1} e^{-t} dt$$

This function changes rapidly from 1 to 0 around the point $z = a$:



```
template <class T1, class T2>
calculated-result-type tgamma_lower(T1 a, T2 z);

template <class T1, class T2, class Policy>
calculated-result-type tgamma_lower(T1 a, T2 z, const Policy&);
```

Returns the full (non-normalised) lower incomplete gamma function of a and z :

$$\text{tgamma_lower}(a, z) = \gamma(a, z) = \int_0^z t^{a-1} e^{-t} dt$$

```
template <class T1, class T2>
calculated-result-type tgamma(T1 a, T2 z);

template <class T1, class T2, class Policy>
calculated-result-type tgamma(T1 a, T2 z, const Policy&);
```

Returns the full (non-normalised) upper incomplete gamma function of a and z :

$$\text{tgamma}(a, z) = \Gamma(a, z) = \int_z^\infty t^{a-1} e^{-t} dt$$

Accuracy

The following tables give peak and mean relative errors in over various domains of a and z , along with comparisons to the [GSL-1.9](#) and [Cephes](#) libraries. Note that only results for the widest floating point type on the system are given as narrower types have [effectively zero error](#).

Note that errors grow as a grows larger.

Note also that the higher error rates for the 80 and 128 bit long double results are somewhat misleading: expected results that are zero at 64-bit double precision may be non-zero - but exceptionally small - with the larger exponent range of a long double. These results therefore reflect the more extreme nature of the tests conducted for these types.

All values are in units of epsilon.

Table 21. Errors In the Function $\gamma_p(a,z)$

Significand Size	Platform and Compiler	$0.5 < a < 100$ and $0.01*a < z < 100*a$	$1 \times 10^{-12} < a < 5 \times 10^{-2}$ and $0.01*a < z < 100*a$	$1e-6 < a < 1.7 \times 10^6$ and $1 < z < 100*a$
53	Win32, Visual C++ 8	Peak=36 Mean=9.1 (GSL Peak=342 Mean=46) (Cephes Peak=491 Mean=102)	Peak=4.5 Mean=1.4 (GSL Peak=4.8 Mean=0.76) (Cephes Peak=21 Mean=5.6)	Peak=244 Mean=21 (GSL Peak=1022 Mean=1054) (Cephes Peak $\sim 8 \times 10^6$ Mean $\sim 7 \times 10^4$)
64	RedHat Linux IA32, gcc-3.3	Peak=241 Mean=36	Peak=4.7 Mean=1.5	Peak=30,220 Mean=1929
64	Redhat Linux IA64, gcc-3.4	Peak=41 Mean=10	Peak=4.7 Mean=1.4	Peak=30,790 Mean=1864
113	HPUX IA64, aCC A.06.06	Peak=40.2 Mean=10.2	Peak=5 Mean=1.6	Peak=5,476 Mean=440

Table 22. Errors In the Function $\gamma_q(a,z)$

Significand Size	Platform and Compiler	$0.5 < a < 100$ and $0.01*a < z < 100*a$	$1 \times 10^{-12} < a < 5 \times 10^{-2}$ and $0.01*a < z < 100*a$	$1 \times 10^{-6} < a < 1.7 \times 10^6$ and $1 < z < 100*a$
53	Win32, Visual C++ 8	Peak=28.3 Mean=7.2 (GSL Peak=201 Mean=13) (Cephes Peak=556 Mean=97)	Peak=4.8 Mean=1.6 (GSL Peak $\sim 1.3 \times 10^{10}$ Mean $=1 \times 10^{+9}$) (Cephes Peak $\sim 3 \times 10^{11}$ Mean $=4 \times 10^{10}$)	Peak=469 Mean=33 (GSL Peak=27,050 Mean=2159) (Cephes Peak $\sim 8 \times 10^6$ Mean $\sim 7 \times 10^5$)
64	RedHat Linux IA32, gcc-3.3	Peak=280 Mean=33	Peak=4.1 Mean=1.6	Peak=11,490 Mean=732
64	Redhat Linux IA64, gcc-3.4	Peak=32 Mean=9.4	Peak=4.7 Mean=1.5	Peak=6815 Mean=414
113	HPUX IA64, aCC A.06.06	Peak=37 Mean=10	Peak=11.2 Mean=2.0	Peak=4,999 Mean=298

Table 23. Errors In the Function $\text{tgamma_lower}(a,z)$

Significand Size	Platform and Compiler	$0.5 < a < 100$ and $0.01*a < z < 100*a$	$1 \times 10^{-12} < a < 5 \times 10^{-2}$ and $0.01*a < z < 100*a$
53	Win32, Visual C++ 8	Peak=5.5 Mean=1.4	Peak=3.6 Mean=0.78
64	RedHat Linux IA32, gcc-3.3	Peak=402 Mean=79	Peak=3.4 Mean=0.8
64	Redhat Linux IA64, gcc-3.4	Peak=6.8 Mean=1.4	Peak=3.4 Mean=0.78
113	HPUX IA64, aCC A.06.06	Peak=6.1 Mean=1.8	Peak=3.7 Mean=0.89

Table 24. Errors In the Function $\text{tgamma}(a,z)$

Significand Size	Platform and Compiler	$0.5 < a < 100$ and $0.01*a < z < 100*a$	$1 \times 10^{-12} < a < 5 \times 10^{-2}$ and $0.01*a < z < 100*a$
53	Win32, Visual C++ 8	Peak=5.9 Mean=1.5	Peak=1.8 Mean=0.6
64	RedHat Linux IA32, gcc-3.3	Peak=596 Mean=116	Peak=3.2 Mean=0.84
64	Redhat Linux IA64, gcc-3.4.4	Peak=40.2 Mean=2.5	Peak=3.2 Mean=0.8
113	HPUX IA64, aCC A.06.06	Peak=364 Mean=17.6	Peak=12.7 Mean=1.8

Testing

There are two sets of tests: spot tests compare values taken from [Mathworld's online evaluator](#) with this implementation to perform a basic "sanity check". Accuracy tests use data generated at very high precision (using NTL's RR class set at 1000-bit precision) using this implementation with a very high precision 60-term [Lanczos approximation](#), and some but not all of the special case handling disabled. This is less than satisfactory: an independent method should really be used, but apparently a complete lack of such methods are available. We can't even use a deliberately naive implementation without special case handling since Legendre's continued fraction (see below) is unstable for small a and z .

Implementation

These four functions share a common implementation since they are all related via:

$$1) Q(a, x) + P(a, x) = 1$$

$$2) \Gamma(a, z) + \gamma(a, z) = \Gamma(a)$$

$$3) Q(a, z) = \frac{\Gamma(a, z)}{\Gamma(a)}, \quad P(a, z) = \frac{\gamma(a, z)}{\Gamma(a)}$$

The lower incomplete gamma is computed from its series representation:

$$4) \quad \gamma(a, x) = x^a e^{-x} \sum_{k=0}^{\infty} \frac{\Gamma(a)}{\Gamma(a+k+1)} x^k = x^a e^{-x} \sum_{k=0}^{\infty} \frac{x^k}{a^{\overline{k+1}}}$$

Or by subtraction of the upper integral from either $\Gamma(a)$ or 1 when $x - (1/3x) > a$ and $x > 1.1/$.

The upper integral is computed from Legendre's continued fraction representation:

$$5) \quad \Gamma(a, x) = \frac{x^a e^{-x}}{x - a + 1 + \frac{a_k}{b_k + \frac{a_{k+1}}{b_{k+1} + \dots}}} \quad ; \quad a_k = k(a - k) \quad ; \quad b_k = x - a + 2k + 1$$

When $(x > 1.1)$ or by subtraction of the lower integral from either $\Gamma(a)$ or 1 when $x - (1/3x) < a/$.

For $x < 1.1$ computation of the upper integral is more complex as the continued fraction representation is unstable in this area. However there is another series representation for the lower integral:

$$6) \quad \gamma(a, x) = x^a \sum_{k=0}^{\infty} \frac{(-1)^k x^k}{(a+k)k!}$$

That lends itself to calculation of the upper integral via rearrangement to:

$$7) \quad \begin{aligned} \Gamma(a, x) &= \frac{\text{tgammalpm1}(a) - \text{powm1}(x, a)}{a} + x^a \sum_{k=1}^{\infty} \frac{(-1)^k x^k}{(a+k)k!} \\ \text{tgammalpm1}(a) &= \Gamma(a+1) - 1 \\ \text{powm1}(x, a) &= x^a - 1 \end{aligned}$$

Refer to the documentation for [powm1](#) and [tgammalpm1](#) for details of their implementation. Note however that the precision of [tgammalpm1](#) is capped to either around 35 digits, or to that of the [Lanczos approximation](#) associated with type T - if there is one - whichever of the two is the greater. That therefore imposes a similar limit on the precision of this function in this region.

For $x < 1.1$ the crossover point where the result is ~ 0.5 no longer occurs for $x \sim y$. Using $x * 0.75 < a$ as the crossover criterion for $0.5 < x \leq 1.1$ keeps the maximum value computed (whether it's the upper or lower interval) to around 0.75. Likewise for $x \leq 0.5$ then using $-0.4 / \log(x) < a$ as the crossover criterion keeps the maximum value computed to around 0.7 (whether it's the upper or lower interval).

There are two special cases used when a is an integer or half integer, and the crossover conditions listed above indicate that we should compute the upper integral Q . If a is an integer in the range $1 \leq a < 30$ then the following finite sum is used:

$$9) \quad Q(a, x) = e^{-x} \sum_{n=0}^{a-1} \frac{x^n}{n!} \quad ; \quad a \text{ integer}$$

While for half integers in the range $0.5 \leq a < 30$ then the following finite sum is used:

$$10) \quad Q(a, x) = \text{erfc}(\sqrt{x}) + \frac{e^{-x}}{\sqrt{\pi x}} \sum_{n=1}^i \frac{x^n}{(1 - \frac{1}{2}) \dots (n - \frac{1}{2})} \quad ; \quad a = i + \frac{1}{2} \quad ; \quad i \text{ integer}$$

These are both more stable and more efficient than the continued fraction alternative.

When the argument a is large, and $x \sim a$ then the series (4) and continued fraction (5) above are very slow to converge. In this area an expansion due to Temme is used:

$$11) P(a, x) = \frac{1}{2} \operatorname{erfc}(\sqrt{y}) - \frac{e^{-y}}{\sqrt{2\pi a}} T(a, \lambda) \quad ; \quad \lambda \leq 1$$

$$12) Q(a, x) = \frac{1}{2} \operatorname{erfc}(\sqrt{y}) + \frac{e^{-y}}{\sqrt{2\pi a}} T(a, \lambda) \quad ; \quad \lambda > 1$$

$$13) \lambda = \frac{x}{a} \quad , \quad y = a(\lambda - 1 - \ln \lambda) = -a(\ln(1 + \sigma) - \sigma) \quad ; \quad \sigma = \frac{x - a}{a}$$

$$14) T(a, \lambda) = \sum_{k=0}^N \left(\sum_{n=0}^M C_k^n z^n \right) a^{-k} \quad ; \quad z = \operatorname{sign}(\lambda - 1) \sqrt{2\sigma}$$

The double sum is truncated to a fixed number of terms - to give a specific target precision - and evaluated as a polynomial-of-polynomials. There are versions for up to 128-bit long double precision: types requiring greater precision than that do not use these expansions. The coefficients C_k^n are computed in advance using the recurrence relations given by Temme. The zone where these expansions are used is

```
(a > 20) && (a < 200) && fabs(x-a)/a < 0.4
```

And:

```
(a > 200) && (fabs(x-a)/a < 4.5/sqrt(a))
```

The latter range is valid for all types up to 128-bit long doubles, and is designed to ensure that the result is larger than 10^{-6} , the first range is used only for types up to 80-bit long doubles. These domains are narrower than the ones recommended by either Temme or Didonato and Morris. However, using a wider range results in large and inexact (i.e. computed) values being passed to the `exp` and `erfc` functions resulting in significantly larger error rates. In other words there is a fine trade off here between efficiency and error. The current limits should keep the number of terms required by (4) and (5) to no more than ~ 20 at double precision.

For the normalised incomplete gamma functions, calculation of the leading power terms is central to the accuracy of the function. For smallish a and x combining the power terms with the [Lanczos approximation](#) gives the greatest accuracy:

$$15) \frac{x^a e^{-x}}{\Gamma(a)} = e^{x-a} \left(\frac{x}{a+g-0.5} \right)^a \sqrt{\frac{a+g-0.5}{e}} \frac{1}{L(a)}$$

In the event that this causes underflow/overflow then the exponent can be reduced by a factor of a and brought inside the power term.

When a and x are large, we end up with a very large exponent with a base near one: this will not be computed accurately via the `pow` function, and taking logs simply leads to cancellation errors. The worst of the errors can be avoided by using:

$$16) e^{x-a} \left(\frac{x}{a+g-0.5} \right)^a = e^{\left(a \log 1 \operatorname{pmx} \left(\frac{x-a-g+0.5}{a+g-0.5} \right) + \frac{x(0.5-g)}{a+g-0.5} \right)} \quad ; \quad \log 1 \operatorname{pmx}(z) = \ln(1+z) - z$$

when $a-x$ is small and a and x are large. There is still a subtraction and therefore some cancellation errors - but the terms are small so the absolute error will be small - and it is absolute rather than relative error that counts in the argument to the `exp` function. Note that for sufficiently large a and x the errors will still get you eventually, although this does delay the inevitable much longer than other methods. Use of $\log(1+x)-x$ here is inspired by Temme (see references below).

References

- N. M. Temme, A Set of Algorithms for the Incomplete Gamma Functions, Probability in the Engineering and Informational Sciences, 8, 1994.

- N. M. Temme, The Asymptotic Expansion of the Incomplete Gamma Functions, Siam J. Math Anal. Vol 10 No 4, July 1979, p757.
- A. R. Didonato and A. H. Morris, Computation of the Incomplete Gamma Function Ratios and their Inverse. ACM TOMS, Vol 12, No 4, Dec 1986, p377.
- W. Gautschi, The Incomplete Gamma Functions Since Tricomi, In Tricomi's Ideas and Contemporary Applied Mathematics, Atti dei Convegni Lincei, n. 147, Accademia Nazionale dei Lincei, Roma, 1998, pp. 203--237.
<http://citeseer.ist.psu.edu/gautschi98incomplete.html>

Incomplete Gamma Function Inverses

Synopsis

```
#include <boost/math/special_functions/gamma.hpp>

namespace boost{ namespace math{

template <class T1, class T2>
calculated-result-type gamma_q_inv(T1 a, T2 q);

template <class T1, class T2, class Policy>
calculated-result-type gamma_q_inv(T1 a, T2 q, const Policy&);

template <class T1, class T2>
calculated-result-type gamma_p_inv(T1 a, T2 p);

template <class T1, class T2, class Policy>
calculated-result-type gamma_p_inv(T1 a, T2 p, const Policy&);

template <class T1, class T2>
calculated-result-type gamma_q_inva(T1 x, T2 q);

template <class T1, class T2, class Policy>
calculated-result-type gamma_q_inva(T1 x, T2 q, const Policy&);

template <class T1, class T2>
calculated-result-type gamma_p_inva(T1 x, T2 p);

template <class T1, class T2, class Policy>
calculated-result-type gamma_p_inva(T1 x, T2 p, const Policy&);

}} // namespaces
```

Description

There are four [incomplete gamma function](#) inverses which either compute x given a and p or q , or else compute a given x and either p or q .

The return type of these functions is computed using the [result type calculation rules](#) when T1 and T2 are different types, otherwise the return type is simply T1.

The final [Policy](#) argument is optional and can be used to control the behaviour of the function: how it handles errors, what level of precision to use etc. Refer to the [policy documentation for more details](#).



Tip

When people normally talk about the inverse of the incomplete gamma function, they are talking about inverting on parameter x . These are implemented here as `gamma_p_inv` and `gamma_q_inv`, and are by far the most efficient of the inverses presented here.

The inverse on the a parameter finds use in some statistical applications but has to be computed by rather brute force numerical techniques and is consequently several times slower. These are implemented here as `gamma_p_inva` and `gamma_q_inva`.

```
template <class T1, class T2>
calculated-result-type gamma_q_inv(T1 a, T2 q);

template <class T1, class T2, class Policy>
calculated-result-type gamma_q_inv(T1 a, T2 q, const Policy&);
```

Returns a value x such that: $q = \text{gamma}_q(a, x)$;

Requires: $a > 0$ and $1 \geq p, q \geq 0$.

```
template <class T1, class T2>
calculated-result-type gamma_p_inv(T1 a, T2 p);

template <class T1, class T2, class Policy>
calculated-result-type gamma_p_inv(T1 a, T2 p, const Policy&);
```

Returns a value x such that: $p = \text{gamma}_p(a, x)$;

Requires: $a > 0$ and $1 \geq p, q \geq 0$.

```
template <class T1, class T2>
calculated-result-type gamma_q_inva(T1 x, T2 q);

template <class T1, class T2, class Policy>
calculated-result-type gamma_q_inva(T1 x, T2 q, const Policy&);
```

Returns a value a such that: $q = \text{gamma}_q(a, x)$;

Requires: $x > 0$ and $1 \geq p, q \geq 0$.

```
template <class T1, class T2>
calculated-result-type gamma_p_inva(T1 x, T2 p);

template <class T1, class T2, class Policy>
calculated-result-type gamma_p_inva(T1 x, T2 p, const Policy&);
```

Returns a value a such that: $p = \text{gamma}_p(a, x)$;

Requires: $x > 0$ and $1 \geq p, q \geq 0$.

Accuracy

The accuracy of these functions doesn't vary much by platform or by the type T . Given that these functions are computed by iterative methods, they are deliberately "detuned" so as not to be too accurate: it is in any case impossible for these function to be more accurate than the regular forward incomplete gamma functions. In practice, the accuracy of these functions is very similar to that of `gamma_p` and `gamma_q` functions.

Testing

There are two sets of tests:

- Basic sanity checks attempt to "round-trip" from a and x to p or q and back again. These tests have quite generous tolerances: in general both the incomplete gamma, and its inverses, change so rapidly that round tripping to more than a couple of significant digits isn't possible. This is especially true when p or q is very near one: in this case there isn't enough "information content" in the input to the inverse function to get back where you started.
- Accuracy checks using high precision test values. These measure the accuracy of the result, given exact input values.

Implementation

The functions `gamma_p_inv` and `gamma_q_inv` share a common implementation.

First an initial approximation is computed using the methodology described in:

A. R. Didonato and A. H. Morris, *Computation of the Incomplete Gamma Function Ratios and their Inverse*, ACM Trans. Math. Software 12 (1986), 377-393.

Finally, the last few bits are cleaned up using Halley iteration, the iteration limit is set to $2/3$ of the number of bits in T , which by experiment is sufficient to ensure that the inverses are at least as accurate as the normal incomplete gamma functions. In testing, no more than 3 iterations are required to produce a result as accurate as the forward incomplete gamma function, and in many cases only one iteration is required.

The functions `gamma_p_inva` and `gamma_q_inva` also share a common implementation but are handled separately from `gamma_p_inv` and `gamma_q_inv`.

An initial approximation for a is computed very crudely so that $\text{gamma_p}(a, x) \sim 0.5$, this value is then used as a starting point for a generic derivative-free root finding algorithm. As a consequence, these two functions are rather more expensive to compute than the `gamma_p_inv` or `gamma_q_inv` functions. Even so, the root is usually found in fewer than 10 iterations.

Derivative of the Incomplete Gamma Function

Synopsis

```
#include <boost/math/special_functions/gamma.hpp>

namespace boost{ namespace math{

template <class T1, class T2>
calculated-result-type gamma_p_derivative(T1 a, T2 x);

template <class T1, class T2, class Policy>
calculated-result-type gamma_p_derivative(T1 a, T2 x, const Policy&);

}} // namespaces
```

Description

This function find some uses in statistical distributions: it implements the partial derivative with respect to x of the incomplete gamma function.

$$\text{gamma_p_derivative}(a, x) = \frac{\partial}{\partial x} P(a, x) = \frac{e^{-x} x^{a-1}}{\Gamma(a)}$$

The final `Policy` argument is optional and can be used to control the behaviour of the function: how it handles errors, what level of precision to use etc. Refer to the [policy documentation for more details](#).

Note that the derivative of the function [gamma_q](#) can be obtained by negating the result of this function.

The return type of this function is computed using the [result type calculation rules](#) when T1 and T2 are different types, otherwise the return type is simply T1.

Accuracy

Almost identical to the incomplete gamma function [gamma_p](#): refer to the documentation for that function for more information.

Implementation

This function just expose some of the internals of the incomplete gamma function [gamma_p](#): refer to the documentation for that function for more information.

Factorials and Binomial Coefficients

Factorial

Synopsis

```
#include <boost/math/special_functions/factorials.hpp>
```

```
namespace boost{ namespace math{

template <class T>
T factorial(unsigned i);

template <class T, class Policy>
T factorial(unsigned i, const Policy&);

template <class T>
T unchecked_factorial(unsigned i);

template <class T>
struct max_factorial;

}} // namespaces
```

Description



Important

The functions described below are templates where the template argument `T` CANNOT be deduced from the arguments passed to the function. Therefore if you write something like:

```
boost::math::factorial(2);
```

You will get a (perhaps perplexing) compiler error, usually indicating that there is no such function to be found. Instead you need to specify the return type explicitly and write:

```
boost::math::factorial<double>(2);
```

So that the return type is known.

Furthermore, the template argument must be a real-valued type such as `float` or `double` and not an integer type - that would overflow far too easily for quite small values of parameter `i`!

The source code `static_assert` and comment just after the will be:

```
BOOST_STATIC_ASSERT(!boost::is_integral<T>::value);
// factorial<unsigned int>(n) is not implemented
// because it would overflow integral type T for too small n
// to be useful. Use instead a floating-point type,
// and convert to an unsigned type if essential, for example:
// unsigned int nfac = static_cast<unsigned int>(factorial<double>(n));
// See factorial documentation for more detail.
```

```
template <class T>
T factorial(unsigned i);

template <class T, class Policy>
T factorial(unsigned i, const Policy&);
```

Returns $i!$.

The final [Policy](#) argument is optional and can be used to control the behaviour of the function: how it handles errors, what level of precision to use etc. Refer to the [policy documentation for more details](#).

For $i \leq \text{max_factorial}<T>::\text{value}$ this is implemented by table lookup, for larger values of i , this function is implemented in terms of [tgamma](#).

If i is so large that the result can not be represented in type T , then calls [overflow_error](#).

```
template <class T>
T unchecked_factorial(unsigned i);
```

Returns $i!$.

Internally this function performs table lookup of the result. Further it performs no range checking on the value of i : it is up to the caller to ensure that $i \leq \text{max_factorial}<T>::\text{value}$. This function is intended to be used inside inner loops that require fast table lookup of factorials, but requires care to ensure that argument i never grows too large.

```
template <class T>
struct max_factorial
{
    static const unsigned value = X;
};
```

This traits class defines the largest value that can be passed to `unchecked_factorial`. The member `value` can be used where integral constant expressions are required: for example to define the size of further tables that depend on the factorials.

Accuracy

For arguments smaller than $\text{max_factorial}<T>::\text{value}$ the result should be correctly rounded. For larger arguments the accuracy will be the same as for [tgamma](#).

Testing

Basic sanity checks and spot values to verify the data tables: the main tests for the [tgamma](#) function handle those cases already.

Implementation

The factorial function is table driven for small arguments, and is implemented in terms of [tgamma](#) for larger arguments.

Double Factorial

```
#include <boost/math/special_functions/factorials.hpp>
```



```

namespace boost{ namespace math{

template <class T>
T double_factorial(unsigned i);

template <class T, class Policy>
T double_factorial(unsigned i, const Policy&);

}} // namespaces

```

Returns $i!!$.

The final [Policy](#) argument is optional and can be used to control the behaviour of the function: how it handles errors, what level of precision to use etc. Refer to the [policy documentation for more details](#).

May return the result of [overflow_error](#) if the result is too large to represent in type T . The implementation is designed to be optimised for small i where table lookup of $i!$ is possible.



Important

The functions described above are templates where the template argument T can not be deduced from the arguments passed to the function. Therefore if you write something like:

```
boost::math::double_factorial(2);
```

You will get a (possibly perplexing) compiler error, usually indicating that there is no such function to be found. Instead you need to specify the return type explicitly and write:

```
boost::math::double_factorial<double>(2);
```

So that the return type is known. Further, the template argument must be a real-valued type such as `float` or `double` and not an integer type - that would overflow far too easily!

The source code `static_assert` and comment just after the will be:

```

BOOST_STATIC_ASSERT(!boost::is_integral<T>::value);
// factorial<unsigned int>(n) is not implemented
// because it would overflow integral type T for too small n
// to be useful. Use instead a floating-point type,
// and convert to an unsigned type if essential, for example:
// unsigned int nfac = static_cast<unsigned int>(factorial<double>(n));
// See factorial documentation for more detail.

```



Note

The argument to `double_factorial` is type `unsigned` even though technically $-1!!$ is defined.

Accuracy

The implementation uses a trivial adaptation of the factorial function, so error rates should be no more than a couple of epsilon higher.

Testing

The spot tests for the double factorial use data generated by functions.wolfram.com.

Implementation

The double factorial is implemented in terms of the factorial and gamma functions using the relations:

$$(2n)!! = 2^n * n!$$

$$(2n+1)!! = (2n+1)! / (2^n n!)$$

and

$$(2n-1)!! = \Gamma((2n+1)/2) * 2^n / \sqrt{\pi}$$

Rising Factorial

```
#include <boost/math/special_functions/factorials.hpp>

namespace boost{ namespace math{

template <class T>
calculated-result-type rising_factorial(T x, int i);

template <class T, class Policy>
calculated-result-type rising_factorial(T x, int i, const Policy&);

}} // namespaces
```

Returns the rising factorial of x and i :

$$\text{rising_factorial}(x, i) = \Gamma(x + i) / \Gamma(x);$$

or

$$\text{rising_factorial}(x, i) = x(x+1)(x+2)(x+3)\dots(x+i-1)$$

Note that both x and i can be negative as well as positive.

The final [Policy](#) argument is optional and can be used to control the behaviour of the function: how it handles errors, what level of precision to use etc. Refer to the [policy documentation for more details](#).

May return the result of [overflow_error](#) if the result is too large to represent in type T.

The return type of these functions is computed using the [result type calculation rules](#): the type of the result is `double` if T is an integer type, otherwise the type of the result is T.

Accuracy

The accuracy will be the same as the [tgamma_delta_ratio](#) function.

Testing

The spot tests for the rising factorials use data generated by functions.wolfram.com.

Implementation

Rising and falling factorials are implemented as ratios of gamma functions using [tgamma_delta_ratio](#). Optimisations for small integer arguments are handled internally by that function.

Falling Factorial

```
#include <boost/math/special_functions/factorials.hpp>
```

```
namespace boost{ namespace math{

template <class T>
calculated-result-type falling_factorial(T x, unsigned i);

template <class T, class Policy>
calculated-result-type falling_factorial(T x, unsigned i, const Policy&);

}} // namespaces
```

Returns the falling factorial of x and i :

$\text{falling_factorial}(x, i) = x(x-1)(x-2)(x-3)\dots(x-i+1)$

Note that this function is only defined for positive i , hence the `unsigned` second argument. Argument x can be either positive or negative however.

The final `Policy` argument is optional and can be used to control the behaviour of the function: how it handles errors, what level of precision to use etc. Refer to the [policy documentation for more details](#).

May return the result of `overflow_error` if the result is too large to represent in type T .

The return type of these functions is computed using the [result type calculation rules](#): the type of the result is `double` if T is an integer type, otherwise the type of the result is T .

Accuracy

The accuracy will be the same as the [tgamma_delta_ratio](#) function.

Testing

The spot tests for the falling factorials use data generated by functions.wolfram.com.

Implementation

Rising and falling factorials are implemented as ratios of gamma functions using [tgamma_delta_ratio](#). Optimisations for small integer arguments are handled internally by that function.

Binomial Coefficients

```
#include <boost/math/special_functions/binomial.hpp>
```

```
namespace boost{ namespace math{

template <class T>
T binomial_coefficient(unsigned n, unsigned k);

template <class T, class Policy>
T binomial_coefficient(unsigned n, unsigned k, const Policy&);

}} // namespaces
```

Returns the binomial coefficient: ${}_nC_k$.

Requires $k \leq n$.

The final [Policy](#) argument is optional and can be used to control the behaviour of the function: how it handles errors, what level of precision to use etc. Refer to the [policy documentation for more details](#).

May return the result of [overflow_error](#) if the result is too large to represent in type T.



Important

The functions described above are templates where the template argument T can not be deduced from the arguments passed to the function. Therefore if you write something like:

```
boost::math::binomial_coefficient(10, 2);
```

You will get a compiler error, usually indicating that there is no such function to be found. Instead you need to specify the return type explicitly and write:

```
boost::math::binomial_coefficient<double>(10, 2);
```

So that the return type is known. Further, the template argument must be a real-valued type such as `float` or `double` and not an integer type - that would overflow far too easily!

Accuracy

The accuracy will be the same as for the factorials for small arguments (i.e. no more than one or two epsilon), and the [beta](#) function for larger arguments.

Testing

The spot tests for the binomial coefficients use data generated by functions.wolfram.com.

Implementation

Binomial coefficients are calculated using table lookup of factorials where possible using:

$${}_nC_k = n! / (k!(n-k)!)$$

Otherwise it is implemented in terms of the beta function using the relations:

$${}_nC_k = 1 / (k * \text{beta}(k, n-k+1))$$

and

$${}_nC_k = 1 / ((n-k) * \text{beta}(k+1, n-k))$$

Beta Functions

Beta

Synopsis

```
#include <boost/math/special_functions/beta.hpp>
```

```
namespace boost{ namespace math{

template <class T1, class T2>
calculated-result-type beta(T1 a, T2 b);

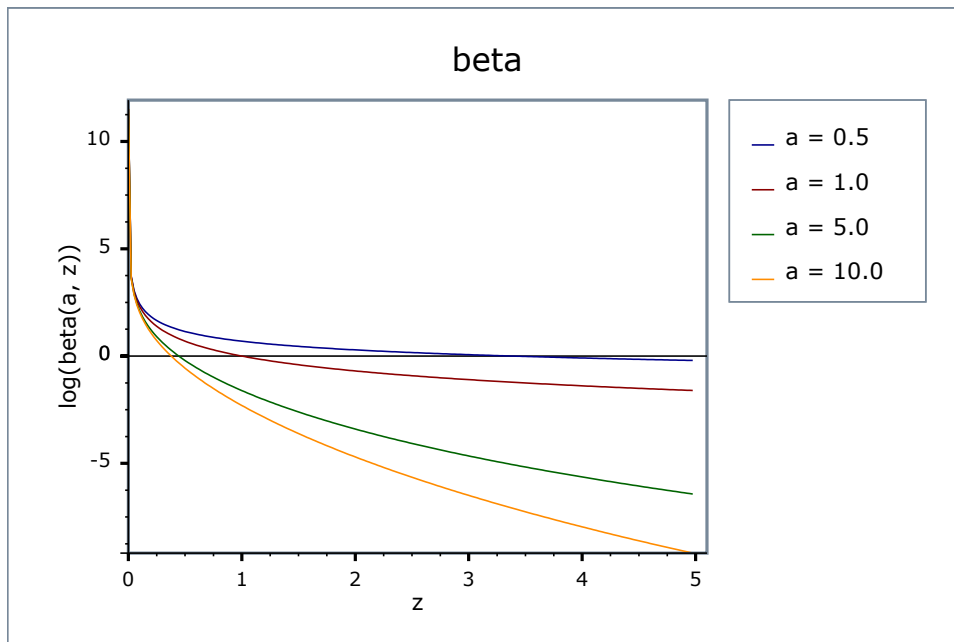
template <class T1, class T2, class Policy>
calculated-result-type beta(T1 a, T2 b, const Policy&);

}} // namespaces
```

Description

The beta function is defined by:

$$\text{beta}(a, b) = B(a, b) = \frac{\Gamma(a)\Gamma(b)}{\Gamma(a+b)}$$



The final [Policy](#) argument is optional and can be used to control the behaviour of the function: how it handles errors, what level of precision to use etc. Refer to the [policy documentation for more details](#).

There are effectively two versions of this function internally: a fully generic version that is slow, but reasonably accurate, and a much more efficient approximation that is used where the number of digits in the significand of T correspond to a certain [Lanczos approximation](#). In practice any built-in floating-point type you will encounter has an appropriate [Lanczos approximation](#) defined for it. It is also possible, given enough machine time, to generate further [Lanczos approximation](#)'s using the program `libs/math/tools/lanczos_generator.cpp`.

The return type of these functions is computed using the [result type calculation rules](#) when T1 and T2 are different types.

Accuracy

The following table shows peak errors for various domains of input arguments, along with comparisons to the [GSL-1.9](#) and [Cephes](#) libraries. Note that only results for the widest floating point type on the system are given as narrower types have [effectively zero error](#).

Table 25. Peak Errors In the Beta Function

Significand Size	Platform and Compiler	Errors in range 0.4 < a,b < 100	Errors in range 1e-6 < a,b < 36
53	Win32, Visual C++ 8	Peak=99 Mean=22 (GSL Peak=1178 Mean=238) (Cephes =1612)	Peak=10.7 Mean=2.6 (GSL Peak=12 Mean=2.0) (Cephes =174)
64	Red Hat Linux IA32, g++ 3.4.4	Peak=112.1 Mean=26.9	Peak=15.8 Mean=3.6
64	Red Hat Linux IA64, g++ 3.4.4	Peak=61.4 Mean=19.5	Peak=12.2 Mean=3.6
113	HPUX IA64, aCC A.06.06	Peak=42.03 Mean=13.94	Peak=9.8 Mean=3.1

Note that the worst errors occur when a or b are large, and that when this is the case the result is very close to zero, so absolute errors will be very small.

Testing

A mixture of spot tests of exact values, and randomly generated test data are used: the test data was computed using [NTL::RR](#) at 1000-bit precision.

Implementation

Traditional methods of evaluating the beta function either involve evaluating the gamma functions directly, or taking logarithms and then exponentiating the result. However, the former is prone to overflows for even very modest arguments, while the latter is prone to cancellation errors. As an alternative, if we regard the gamma function as a white-box containing the [Lanczos approximation](#), then we can combine the power terms:

$$\text{beta}(a, b) = \left(\frac{a + g - 0.5}{a + b + g - 0.5} \right)^{a-0.5} \left(\frac{b + g - 0.5}{a + b + g - 0.5} \right)^b \sqrt{\frac{e}{b + g - 0.5}} \frac{L(a)L(b)}{L(c)}$$

which is almost the ideal solution, however almost all of the error occurs in evaluating the power terms when a or b are large. If we assume that $a > b$ then the larger of the two power terms can be reduced by a factor of b , which immediately cuts the maximum error in half:

$$\text{beta}(a, b) = \left(\frac{a + g - 0.5}{a + b + g - 0.5} \right)^{a-b-0.5} \left(\frac{(a + g - 0.5)(b + g - 0.5)}{(a + b + g - 0.5)^2} \right)^b \sqrt{\frac{e}{b + g - 0.5}} \frac{L(a)L(b)}{L(c)}$$

This may not be the final solution, but it is very competitive compared to other implementation methods.

The generic implementation - where no [Lanczos approximation](#) is available - is implemented in a very similar way to the generic version of the gamma function. Again in order to avoid numerical overflow the power terms that prefix the series and continued fraction parts are collected together into:

$$e^{lc-la-lb} \left(\frac{la}{lc}\right)^a \left(\frac{lb}{lc}\right)^b$$

where la, lb and lc are the integration limits used for a, b, and a+b.

There are a few special cases worth mentioning:

When a or b are less than one, we can use the recurrence relations:

$$\text{beta}(a, b) = \frac{(a+b)}{b} \text{beta}(a, b+1)$$

$$\text{beta}(a, b) = \frac{(a+b)(a+b+1)}{ab} \text{beta}(a+1, b+1)$$

to move to a more favorable region where they are both greater than 1.

In addition:

$$\text{if } a = 1 \quad \text{then:} \quad \text{beta}(a, b) = \frac{1}{b}$$

Incomplete Beta Functions

Synopsis

```
#include <boost/math/special_functions/beta.hpp>
```

```
namespace boost{ namespace math{

template <class T1, class T2, class T3>
calculated-result-type ibeta(T1 a, T2 b, T3 x);

template <class T1, class T2, class T3, class Policy>
calculated-result-type ibeta(T1 a, T2 b, T3 x, const Policy&);

template <class T1, class T2, class T3>
calculated-result-type ibetac(T1 a, T2 b, T3 x);

template <class T1, class T2, class T3, class Policy>
calculated-result-type ibetac(T1 a, T2 b, T3 x, const Policy&);

template <class T1, class T2, class T3>
calculated-result-type beta(T1 a, T2 b, T3 x);

template <class T1, class T2, class T3, class Policy>
calculated-result-type beta(T1 a, T2 b, T3 x, const Policy&);

template <class T1, class T2, class T3>
calculated-result-type betac(T1 a, T2 b, T3 x);

template <class T1, class T2, class T3, class Policy>
calculated-result-type betac(T1 a, T2 b, T3 x, const Policy&);

}} // namespaces
```

Description

There are four [incomplete beta functions](#) : two are normalised versions (also known as *regularized* beta functions) that return values in the range [0, 1], and two are non-normalised and return values in the range [0, [beta\(a, b\)](#)]. Users interested in statistical applications should use the normalised (or [regularized](#)) versions ([ibeta](#) and [ibetac](#)).

All of these functions require $0 \leq x \leq 1$.

The normalized functions [ibeta](#) and [ibetac](#) require $a, b \geq 0$, and in addition that not both a and b are zero.

The functions [beta](#) and [betac](#) require $a, b > 0$.

The return type of these functions is computed using the [result type calculation rules](#) when T1, T2 and T3 are different types.

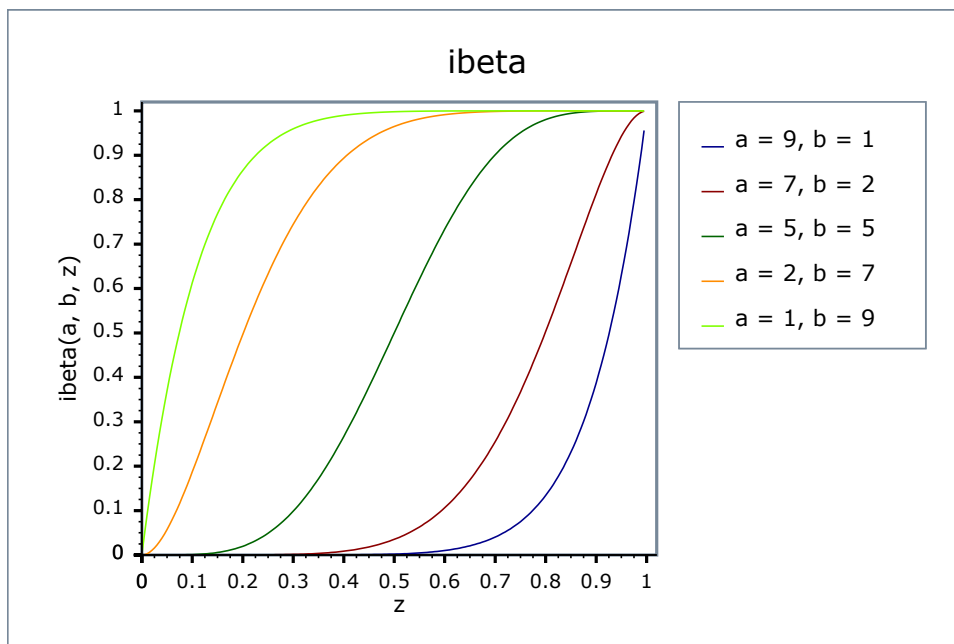
The final [Policy](#) argument is optional and can be used to control the behaviour of the function: how it handles errors, what level of precision to use etc. Refer to the [policy documentation](#) for more details.

```
template <class T1, class T2, class T3>
calculated-result-type ibeta(T1 a, T2 b, T3 x);

template <class T1, class T2, class T3, class Policy>
calculated-result-type ibeta(T1 a, T2 b, T3 x, const Policy&);
```

Returns the normalised incomplete beta function of a , b and x :

$$\text{ibeta}(a, b, x) = I_x(a, b) = \frac{1}{\text{beta}(a, b)} \int_0^x t^{a-1} (1-t)^{b-1} dt$$



```
template <class T1, class T2, class T3>
calculated-result-type ibetac(T1 a, T2 b, T3 x);

template <class T1, class T2, class T3, class Policy>
calculated-result-type ibetac(T1 a, T2 b, T3 x, const Policy&);
```

Returns the normalised complement of the incomplete beta function of a , b and x :

$$\text{ibetac}(a, b, x) = 1 - I_x(a, b) = I_{1-x}(b, a)$$

```
template <class T1, class T2, class T3>
calculated-result-type beta(T1 a, T2 b, T3 x);

template <class T1, class T2, class T3, class Policy>
calculated-result-type beta(T1 a, T2 b, T3 x, const Policy&);
```

Returns the full (non-normalised) incomplete beta function of a, b and x:

$$\text{beta}(a, b, x) = B_x(a, b) = \int_0^x t^{a-1} (1-t)^{b-1} dt$$

```
template <class T1, class T2, class T3>
calculated-result-type betac(T1 a, T2 b, T3 x);

template <class T1, class T2, class T3, class Policy>
calculated-result-type betac(T1 a, T2 b, T3 x, const Policy&);
```

Returns the full (non-normalised) complement of the incomplete beta function of a, b and x:

$$\text{betac}(a, b, x) = 1 - B_x(a, b) = B_{1-x}(b, a)$$

Accuracy

The following tables give peak and mean relative errors in over various domains of a, b and x, along with comparisons to the [GSL-1.9](#) and [Cephes](#) libraries. Note that only results for the widest floating-point type on the system are given as narrower types have effectively zero error.

Note that the results for 80 and 128-bit long doubles are noticeably higher than for doubles: this is because the wider exponent range of these types allow more extreme test cases to be tested. For example expected results that are zero at double precision, may be finite but exceptionally small with the wider exponent range of the long double types.

Table 26. Errors In the Function $\text{ibeta}(a,b,x)$

Significand Size	Platform and Compiler	$0 < a,b < 10$ and $0 < x < 1$	$0 < a,b < 100$ and $0 < x < 1$	$1 \times 10^{-5} < a,b < 1 \times 10^5$ and $0 < x < 1$
53	Win32, Visual C++ 8	Peak=42.3 Mean=2.9 (GSL Peak=682 Mean=32.5) (Cephes Peak=42.7 Mean=7.0)	Peak=108 Mean=16.6 (GSL Peak=690 Mean=151) (Cephes Peak=1545 Mean=218)	Peak=4 x 10 ³ Mean=203 (GSL Peak~3x10 ⁵ Mean~2x10 ⁴) (Cephes Peak~5x10 ⁵ Mean~2x10 ⁴)
64	Redhat Linux IA32, gcc-3.4.4	Peak=21.9 Mean=3.1	Peak=270.7 Mean=26.8	Peak~5 x 10 ⁴ Mean=3x10 ³
64	Redhat Linux IA64, gcc-3.4.4	Peak=15.4 Mean=3.0	Peak=112.9 Mean=14.3	Peak~5 x 10 ⁴ Mean=3x10 ³
113	HPUX IA64, aCC A.06.06	Peak=20.9 Mean=2.6	Peak=88.1 Mean=14.3	Peak~2 x 10 ⁴ Mean=1x10 ³

Table 27. Errors In the Function $\text{ibetac}(a,b,x)$

Significand Size	Platform and Compiler	$0 < a,b < 10$ and $0 < x < 1$	$0 < a,b < 100$ and $0 < x < 1$	$1 \times 10^{-5} < a,b < 1 \times 10^5$ and $0 < x < 1$
53	Win32, Visual C++ 8	Peak=13.9 Mean=2.0	Peak=56.2 Mean=14	Peak=3 x 10 ³ Mean=159
64	Redhat Linux IA32, gcc-3.4.4	Peak=21.1 Mean=3.6	Peak=221.7 Mean=25.8	Peak~9 x 10 ⁴ Mean=3x10 ³
64	Redhat Linux IA64, gcc-3.4.4	Peak=10.6 Mean=2.2	Peak=73.9 Mean=11.9	Peak~9 x 10 ⁴ Mean=3x10 ³
113	HPUX IA64, aCC A.06.06	Peak=9.9 Mean=2.6	Peak=117.7 Mean=15.1	Peak~3 x 10 ⁴ Mean=1x10 ³

Table 28. Errors In the Function beta(a, b, x)

Significand Size	Platform and Compiler	$0 < a, b < 10$ and $0 < x < 1$	$0 < a, b < 100$ and $0 < x < 1$	$1 \times 10^{-5} < a, b < 1 \times 10^5$ and $0 < x < 1$
53	Win32, Visual C++ 8	Peak=39 Mean=2.9	Peak=91 Mean=12.7	Peak=635 Mean=25
64	Redhat Linux IA32, gcc-3.4.4	Peak=26 Mean=3.6	Peak=180.7 Mean=30.1	Peak $\sim 7 \times 10^4$ Mean=3x10 ³
64	Redhat Linux IA64, gcc-3.4.4	Peak=13 Mean=2.4	Peak=67.1 Mean=13.4	Peak $\sim 7 \times 10^4$ Mean=3x10 ³
113	HPUX IA64, aCC A.06.06	Peak=27.3 Mean=3.6	Peak=49.8 Mean=9.1	Peak $\sim 6 \times 10^4$ Mean=3x10 ³

Table 29. Errors In the Function betac(a,b,x)

Significand Size	Platform and Compiler	$0 < a, b < 10$ and $0 < x < 1$	$0 < a, b < 100$ and $0 < x < 1$	$1 \times 10^{-5} < a, b < 1 \times 10^5$ and $0 < x < 1$
53	Win32, Visual C++ 8	Peak=12.0 Mean=2.4	Peak=91 Mean=15	Peak $\sim 4 \times 10^3$ Mean=113
64	Redhat Linux IA32, gcc-3.4.4	Peak=19.8 Mean=3.8	Peak=295.1 Mean=33.9	Peak $\sim 1 \times 10^5$ Mean=5x10 ³
64	Redhat Linux IA64, gcc-3.4.4	Peak=11.2 Mean=2.4	Peak=63.5 Mean=13.6	Peak $\sim 1 \times 10^5$ Mean=5x10 ³
113	HPUX IA64, aCC A.06.06	Peak=15.6 Mean=3.5	Peak=39.8 Mean=8.9	Peak $\sim 9 \times 10^4$ Mean=5x10 ³

Testing

There are two sets of tests: spot tests compare values taken from [Mathworld's online function evaluator](#) with this implementation: they provide a basic "sanity check" for the implementation, with one spot-test in each implementation-domain (see implementation notes below).

Accuracy tests use data generated at very high precision (with [NTL RR class](#) set at 1000-bit precision), using the "textbook" continued fraction representation (refer to the first continued fraction in the implementation discussion below). Note that this continued fraction is *not* used in the implementation, and therefore we have test data that is fully independent of the code.

Implementation

This implementation is closely based upon "[Algorithm 708; Significant digit computation of the incomplete beta function ratios](#)", [DiDonato and Morris, ACM, 1992](#).

All four of these functions share a common implementation: this is passed both x and y, and can return either p or q where these are related by:

$$p = 1 - q = I_x(a, b) = 1 - I_y(b, a) \quad ; \quad y = 1 - x$$

so at any point we can swap a for b, x for y and p for q if this results in a more favourable position. Generally such swaps are performed so that we always compute a value less than 0.9: when required this can then be subtracted from 1 without undue cancellation error.

The following continued fraction representation is found in many textbooks but is not used in this implementation - it's both slower and less accurate than the alternatives - however it is used to generate test data:

$$I_x(a, b) = \frac{x^a y^b}{aB(a, b)} \left(\frac{1}{1 + \frac{d_1}{1 + \frac{d_2}{1 + \dots}}}} \right)$$

$$d_{2m+1} = \frac{-(a+m)(a+b+m)x}{(a+2m)(a+2m+1)}$$

$$d_{2m} = \frac{m(b-m)x}{(a+2m-1)(a+2m)}$$

The following continued fraction is due to [Didonato and Morris](#), and is used in this implementation when a and b are both greater than 1:

$$I_x(a, b) = \frac{x^a y^b}{B(a, b)} \left(\frac{\alpha_1}{\beta_1 + \frac{\alpha_2}{\beta_2 + \frac{\alpha_3}{\beta_3 + \dots}}}} \right)$$

$$\alpha_1 = 1 \quad , \quad \alpha_{m+1} = \frac{(a+m-1)(a+b+m-1)m(b-m)x^2}{(a+2m-1)^2}$$

$$\beta_{m+1} = m + \frac{m(b-m)x}{a+2m-1} + \frac{(a+m)(a-(a+b)x+1+m(2-x))}{a+2m+1}$$

For smallish b and x then a series representation can be used:

$$I_x(a, b) = \frac{x^a}{B(a, b)} \sum_{n=1}^{\infty} \frac{(1-b)^{\bar{n}} x^n}{(a+n)n!}$$

When $b \ll a$ then the transition from 0 to 1 occurs very close to $x = 1$ and some care has to be taken over the method of computation, in that case the following series representation is used:

$$I_x(a, b) \approx M \sum_{n=0}^{\infty} p_n J_n(b, u) \quad ; \quad a > b$$

$$M = \frac{H(b, u) \Gamma(a+b)}{\Gamma(a) T^b}$$

$$H(c, u) = \frac{e^{-u} u^c}{\Gamma(c)}$$

$$T = a + \frac{b-1}{2} \quad u = -T \ln(x)$$

$$p_0 = 1 \quad p_n = \frac{(b-1)}{(2n-1)!} + \frac{1}{n} \sum_{m=1}^{n-1} \frac{(mb-n)}{(2m+1)!} p_{n-m}$$

Where $Q(a, x)$ is an [incomplete gamma function](#). Note that this method relies on keeping a table of all the p_n previously computed, which does limit the precision of the method, depending upon the size of the table used.

When a and b are both small integers, then we can relate the incomplete beta to the binomial distribution and use the following finite sum:

$$I_x(a, b) = \sum_{i=k+1}^N \frac{N!}{i!(N-i)!} x^i y^{(N-i)} \quad ; \quad k = a - 1, N = a + b - 1$$

Finally we can sidestep difficult areas, or move to an area with a more efficient means of computation, by using the duplication formulae:

$$\begin{aligned} I_x(a, b) &= I_x(a + n, b) + x^a (1 - x)^b \sum_{j=1}^n \frac{\Gamma(a + b + j - 1)}{\Gamma(b) \Gamma(a + j)} x^{j-1} \\ &= I_x(a + n, b) + \frac{x^a (1 - x)^b}{a} \sum_{j=0}^{n-1} \frac{(a + b)^{\bar{j}}}{(a + 1)^{\bar{j}}} x^j \\ B_x(a, b) &= \frac{(a + b)^{\bar{n}}}{a^{\bar{n}}} B_x(a + n, b) + \frac{x^a (1 - x)^b}{a} \sum_{j=0}^{n-1} \frac{(a + b)^{\bar{j}}}{(a + 1)^{\bar{j}}} x^j \end{aligned}$$

The domains of a, b and x for which the various methods are used are identical to those described in the [Didonato and Morris TOMS 708 paper](#).

The Incomplete Beta Function Inverses

```
#include <boost/math/special_functions/beta.hpp>
```

```

namespace boost{ namespace math{

template <class T1, class T2, class T3>
calculated-result-type ibeta_inv(T1 a, T2 b, T3 p);

template <class T1, class T2, class T3, class Policy>
calculated-result-type ibeta_inv(T1 a, T2 b, T3 p, const Policy&);

template <class T1, class T2, class T3, class T4>
calculated-result-type ibeta_inv(T1 a, T2 b, T3 p, T4* py);

template <class T1, class T2, class T3, class T4, class Policy>
calculated-result-type ibeta_inv(T1 a, T2 b, T3 p, T4* py, const Policy&);

template <class T1, class T2, class T3>
calculated-result-type ibetac_inv(T1 a, T2 b, T3 q);

template <class T1, class T2, class T3, class Policy>
calculated-result-type ibetac_inv(T1 a, T2 b, T3 q, const Policy&);

template <class T1, class T2, class T3, class T4>
calculated-result-type ibetac_inv(T1 a, T2 b, T3 q, T4* py);

template <class T1, class T2, class T3, class T4, class Policy>
calculated-result-type ibetac_inv(T1 a, T2 b, T3 q, T4* py, const Policy&);

template <class T1, class T2, class T3>
calculated-result-type ibeta_inva(T1 b, T2 x, T3 p);

template <class T1, class T2, class T3, class Policy>
calculated-result-type ibeta_inva(T1 b, T2 x, T3 p, const Policy&);

template <class T1, class T2, class T3>
calculated-result-type ibetac_inva(T1 b, T2 x, T3 q);

template <class T1, class T2, class T3, class Policy>
calculated-result-type ibetac_inva(T1 b, T2 x, T3 q, const Policy&);

template <class T1, class T2, class T3>
calculated-result-type ibeta_invb(T1 a, T2 x, T3 p);

template <class T1, class T2, class T3, class Policy>
calculated-result-type ibeta_invb(T1 a, T2 x, T3 p, const Policy&);

template <class T1, class T2, class T3>
calculated-result-type ibetac_invb(T1 a, T2 x, T3 q);

template <class T1, class T2, class T3, class Policy>
calculated-result-type ibetac_invb(T1 a, T2 x, T3 q, const Policy&);

}} // namespaces

```

Description

There are six [incomplete beta function inverses](#) which allow you solve for any of the three parameters to the incomplete beta, starting from either the result of the incomplete beta (p) or its complement (q).

The final [Policy](#) argument is optional and can be used to control the behaviour of the function: how it handles errors, what level of precision to use etc. Refer to the [policy documentation for more details](#).



Tip

When people normally talk about the inverse of the incomplete beta function, they are talking about inverting on parameter x . These are implemented here as `ibeta_inv` and `ibetac_inv`, and are by far the most efficient of the inverses presented here.

The inverses on the a and b parameters find use in some statistical applications, but have to be computed by rather brute force numerical techniques and are consequently several times slower. These are implemented here as `ibeta_inva` and `ibeta_invb`, and complement versions `ibetac_inva` and `ibetac_invb`.

The return type of these functions is computed using the [result type calculation rules](#) when called with arguments $T_1 \dots T_N$ of different types.

```
template <class T1, class T2, class T3>
calculated-result-type ibeta_inv(T1 a, T2 b, T3 p);

template <class T1, class T2, class T3, class Policy>
calculated-result-type ibeta_inv(T1 a, T2 b, T3 p, const Policy&);

template <class T1, class T2, class T3, class T4>
calculated-result-type ibeta_inv(T1 a, T2 b, T3 p, T4* py);

template <class T1, class T2, class T3, class T4, class Policy>
calculated-result-type ibeta_inv(T1 a, T2 b, T3 p, T4* py, const Policy&);
```

Returns a value x such that: $p = \text{ibeta}(a, b, x)$; and sets $*py = 1 - x$ when the `py` parameter is provided and is non-null. Note that internally this function computes whichever is the smaller of x and $1-x$, and therefore the value assigned to $*py$ is free from cancellation errors. That means that even if the function returns 1, the value stored in $*py$ may be non-zero, albeit very small.

Requires: $a, b > 0$ and $0 \leq p \leq 1$.

The final `Policy` argument is optional and can be used to control the behaviour of the function: how it handles errors, what level of precision to use etc. Refer to the [policy documentation for more details](#).

```
template <class T1, class T2, class T3>
calculated-result-type ibetac_inv(T1 a, T2 b, T3 q);

template <class T1, class T2, class T3, class Policy>
calculated-result-type ibetac_inv(T1 a, T2 b, T3 q, const Policy&);

template <class T1, class T2, class T3, class T4>
calculated-result-type ibetac_inv(T1 a, T2 b, T3 q, T4* py);

template <class T1, class T2, class T3, class T4, class Policy>
calculated-result-type ibetac_inv(T1 a, T2 b, T3 q, T4* py, const Policy&);
```

Returns a value x such that: $q = \text{ibetac}(a, b, x)$; and sets $*py = 1 - x$ when the `py` parameter is provided and is non-null. Note that internally this function computes whichever is the smaller of x and $1-x$, and therefore the value assigned to $*py$ is free from cancellation errors. That means that even if the function returns 1, the value stored in $*py$ may be non-zero, albeit very small.

Requires: $a, b > 0$ and $0 \leq q \leq 1$.

The final `Policy` argument is optional and can be used to control the behaviour of the function: how it handles errors, what level of precision to use etc. Refer to the [policy documentation for more details](#).

```
template <class T1, class T2, class T3>
calculated-result-type ibeta_inva(T1 b, T2 x, T3 p);

template <class T1, class T2, class T3, class Policy>
calculated-result-type ibeta_inva(T1 b, T2 x, T3 p, const Policy&);
```

Returns a value a such that: $p = \text{ibeta}(a, b, x)$;

Requires: $b > 0$, $0 < x < 1$ and $0 \leq p \leq 1$.

The final [Policy](#) argument is optional and can be used to control the behaviour of the function: how it handles errors, what level of precision to use etc. Refer to the [policy documentation for more details](#).

```
template <class T1, class T2, class T3>
calculated-result-type ibetac_inva(T1 b, T2 x, T3 p);

template <class T1, class T2, class T3, class Policy>
calculated-result-type ibetac_inva(T1 b, T2 x, T3 p, const Policy&);
```

Returns a value a such that: $q = \text{ibetac}(a, b, x)$;

Requires: $b > 0$, $0 < x < 1$ and $0 \leq q \leq 1$.

The final [Policy](#) argument is optional and can be used to control the behaviour of the function: how it handles errors, what level of precision to use etc. Refer to the [policy documentation for more details](#).

```
template <class T1, class T2, class T3>
calculated-result-type ibeta_invb(T1 b, T2 x, T3 p);

template <class T1, class T2, class T3, class Policy>
calculated-result-type ibeta_invb(T1 b, T2 x, T3 p, const Policy&);
```

Returns a value b such that: $p = \text{ibeta}(a, b, x)$;

Requires: $a > 0$, $0 < x < 1$ and $0 \leq p \leq 1$.

The final [Policy](#) argument is optional and can be used to control the behaviour of the function: how it handles errors, what level of precision to use etc. Refer to the [policy documentation for more details](#).

```
template <class T1, class T2, class T3>
calculated-result-type ibetac_invb(T1 b, T2 x, T3 p);

template <class T1, class T2, class T3, class Policy>
calculated-result-type ibetac_invb(T1 b, T2 x, T3 p, const Policy&);
```

Returns a value b such that: $q = \text{ibetac}(a, b, x)$;

Requires: $a > 0$, $0 < x < 1$ and $0 \leq q \leq 1$.

The final [Policy](#) argument is optional and can be used to control the behaviour of the function: how it handles errors, what level of precision to use etc. Refer to the [policy documentation for more details](#).

Accuracy

The accuracy of these functions should closely follow that of the regular forward incomplete beta functions. However, note that in some parts of their domain, these functions can be extremely sensitive to changes in input, particularly when the argument p (or its complement q) is very close to 0 or 1.

Testing

There are two sets of tests:

- Basic sanity checks attempt to "round-trip" from a , b and x to p or q and back again. These tests have quite generous tolerances: in general both the incomplete beta and its inverses change so rapidly, that round tripping to more than a couple of significant digits isn't possible. This is especially true when p or q is very near one: in this case there isn't enough "information content" in the input to the inverse function to get back where you started.
- Accuracy checks using high precision test values. These measure the accuracy of the result, given exact input values.

Implementation of `ibeta_inv` and `ibetac_inv`

These two functions share a common implementation.

First an initial approximation to x is computed then the last few bits are cleaned up using [Halley iteration](#). The iteration limit is set to 1/2 of the number of bits in T , which by experiment is sufficient to ensure that the inverses are at least as accurate as the normal incomplete beta functions. Up to 5 iterations may be required in extreme cases, although normally only one or two are required. Further, the number of iterations required decreases with increasing a and b (which generally form the more important use cases).

The initial guesses used for iteration are obtained as follows:

Firstly recall that:

$$p = 1 - q = I_x(a, b) = 1 - I_y(b, a) ; \quad y = 1 - x$$

We may wish to start from either p or q , and to calculate either x or y . In addition at any stage we can exchange a for b , p for q , and x for y if it results in a more manageable problem.

For $a+b \geq 5$ the initial guess is computed using the methods described in:

Asymptotic Inversion of the Incomplete Beta Function, by N. M. [Temme](#). Journal of Computational and Applied Mathematics 41 (1992) 145-157.

The nearly symmetrical case (section 2 of the paper) is used for

$$I_x(a, a + \beta) ; \quad \beta < \sqrt{a}$$

and involves solving the inverse error function first. The method is accurate to at least 2 decimal digits when $a = 5$ rising to at least 8 digits when $a = 10^5$.

The general error function case (section 3 of the paper) is used for

$$I_x(a, b) ; \quad 0.2 \leq \frac{a}{a+b} \leq 0.8$$

and again expresses the inverse incomplete beta in terms of the inverse of the error function. The method is accurate to at least 2 decimal digits when $a+b = 5$ rising to 11 digits when $a+b = 10^5$. However, when the result is expected to be very small, and when $a+b$ is also small, then its accuracy tails off, in this case when $p^{1/a} < 0.0025$ then it is better to use the following as an initial estimate:

$$I_x^{-1}(a, b) \approx (apB(a, b))^{1/a}$$

Finally the for all other cases where $a+b > 5$ the method of section 4 of the paper is used. This expresses the inverse incomplete beta in terms of the inverse of the incomplete gamma function, and is therefore significantly more expensive to compute than the other cases. However the method is accurate to at least 3 decimal digits when $a = 5$ rising to at least 10 digits when $a = 10^5$. This method is limited to $a > b$, and therefore we need to perform an exchange a for b , p for q and x for y when this is not the case. In addition when p is close to 1 the method is inaccurate should we actually want y rather than x as output. Therefore when q is small ($q^{1/p} < 10^{-3}$) we use:

$$y = 1 - I_x^{-1}(a, b) \approx (bqB(a, b))^{\frac{1}{b}}$$

which is both cheaper to compute than the full method, and a more accurate estimate on q.

When a and b are both small there is a distinct lack of information in the literature on how to proceed. I am extremely grateful to Prof Nico Temme who provided the following information with a great deal of patience and explanation on his part. Any errors that follow are entirely my own, and not Prof Temme's.

When a and b are both less than 1, then there is a point of inflection in the incomplete beta at point $x_s = (1 - a) / (2 - a - b)$. Therefore if $p > I_x(a, b)$ we swap a for b, p for q and x for y, so that now we always look for a point x below the point of inflection x_s , and on a convex curve. An initial estimate for x is made with:

$$x_0 = \frac{x_g}{1 + x_g} \quad ; \quad x_g = (apB(a, b))^{\frac{1}{a}}$$

which is provably below the true value for x: [Newton iteration](#) will therefore smoothly converge on x without problems caused by overshooting etc.

When a and b are both greater than 1, but a+b is too small to use the other methods mentioned above, we proceed as follows. Observe that there is a point of inflection in the incomplete beta at $x_s = (1 - a) / (2 - a - b)$. Therefore if $p > I_x(a, b)$ we swap a for b, p for q and x for y, so that now we always look for a point x below the point of inflection x_s , and on a concave curve. An initial estimate for x is made with:

$$I_x^{-1}(a, b) \approx (apB(a, b))^{\frac{1}{a}}$$

which can be improved somewhat to:

$$I_x^{-1}(a, b) \approx (apB(a, b))^{\frac{1}{a}} + \frac{b-1}{a+1}(apB(a, b))^{\frac{2}{a}} + \frac{(b-1)(a^2 + 3ba - a + 5b - 4)}{2(a+1)^2(a+2)}(apB(a, b))^{\frac{3}{a}}$$

when b and x are both small (I've used $b < a$ and $x < 0.2$). This actually under-estimates x, which drops us on the wrong side of x for Newton iteration to converge monotonically. However, use of higher derivatives and Halley iteration keeps everything under control.

The final case to be considered is when one of a and b is less than or equal to 1, and the other greater than 1. Here, if $b < a$ we swap a for b, p for q and x for y. Now the curve of the incomplete beta is convex with no points of inflection in $[0,1]$. For small p, x can be estimated using

$$I_x^{-1}(a, b) \approx (apB(a, b))^{\frac{1}{a}}$$

which under-estimates x, and drops us on the right side of the true value for Newton iteration to converge monotonically. However, when p is large this can quite badly underestimate x. This is especially an issue when we really want to find y, in which case this method can be an arbitrary number of order of magnitudes out, leading to very poor convergence during iteration.

Things can be improved by considering the incomplete beta as a distorted quarter circle, and estimating y from:

$$y = (1 - p^{bB(a,b)})^{\frac{1}{b}}$$

This doesn't guarantee that we will drop in on the right side of x for monotonic convergence, but it does get us close enough that Halley iteration rapidly converges on the true value.

Implementation of inverses on the a and b parameters

These four functions share a common implementation.

First an initial approximation is computed for a or b : where possible this uses a Cornish-Fisher expansion for the negative binomial distribution to get within around 1 of the result. However, when a or b are very small the Cornish Fisher expansion is not usable, in this case the initial approximation is chosen so that $I_x(a, b)$ is near the middle of the range $[0, 1]$.

This initial guess is then used as a starting value for a generic root finding algorithm. The algorithm converges rapidly on the root once it has been bracketed, but bracketing the root may take several iterations. A better initial approximation for a or b would improve these functions quite substantially: currently 10-20 incomplete beta function invocations are required to find the root.

Derivative of the Incomplete Beta Function

Synopsis

```
#include <boost/math/special_functions/beta.hpp>

namespace boost{ namespace math{

template <class T1, class T2, class T3>
calculated-result-type ibeta_derivative(T1 a, T2 b, T3 x);

template <class T1, class T2, class T3, class Policy>
calculated-result-type ibeta_derivative(T1 a, T2 b, T3 x, const Policy&);

}} // namespaces
```

Description

This function finds some uses in statistical distributions: it computes the partial derivative with respect to x of the incomplete beta function [ibeta](#).

$$\text{ibeta_derivative}(a, b, x) = \frac{\partial}{\partial x} I_x(a, b) = \frac{(1-x)^{b-1} x^{a-1}}{B(a, b)}$$

The return type of this function is computed using the [result type calculation rules](#) when T1, T2 and T3 are different types.

The final [Policy](#) argument is optional and can be used to control the behaviour of the function: how it handles errors, what level of precision to use etc. Refer to the [policy documentation for more details](#).

Accuracy

Almost identical to the incomplete beta function [ibeta](#).

Implementation

This function just expose some of the internals of the incomplete beta function [ibeta](#): refer to the documentation for that function for more information.

Error Functions

Error Functions

Synopsis

```
#include <boost/math/special_functions/erf.hpp>

namespace boost{ namespace math{

template <class T>
calculated-result-type erf(T z);

template <class T, class Policy>
calculated-result-type erf(T z, const Policy&);

template <class T>
calculated-result-type erfc(T z);

template <class T, class Policy>
calculated-result-type erfc(T z, const Policy&);

}} // namespaces
```

The return type of these functions is computed using the *result type calculation rules*: the return type is `double` if `T` is an integer type, and `T` otherwise.

The final `Policy` argument is optional and can be used to control the behaviour of the function: how it handles errors, what level of precision to use etc. Refer to the [policy documentation for more details](#).

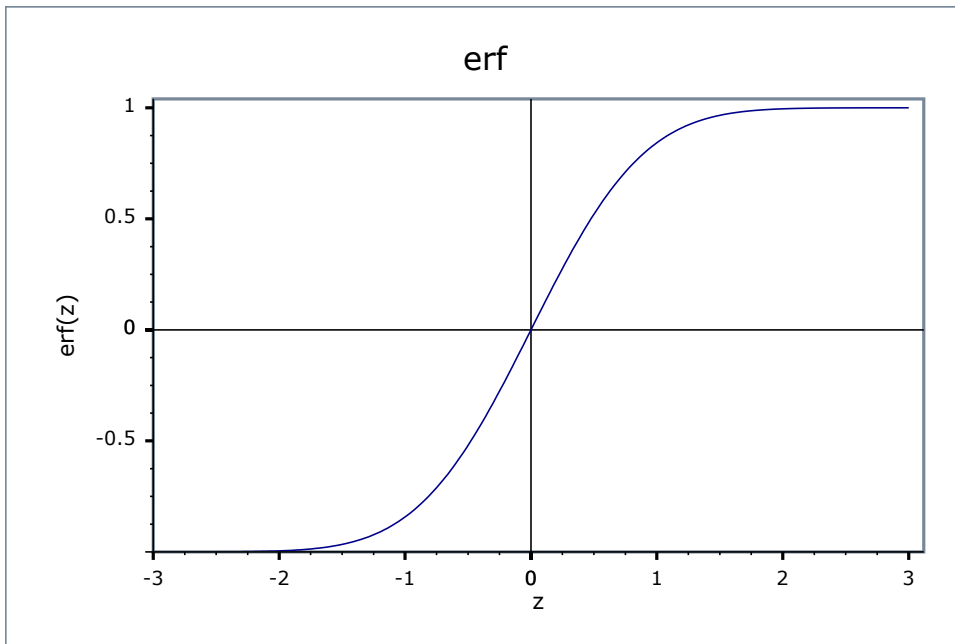
Description

```
template <class T>
calculated-result-type erf(T z);

template <class T, class Policy>
calculated-result-type erf(T z, const Policy&);
```

Returns the [error function erf](#) of `z`:

$$\operatorname{erf}(z) = \frac{2}{\sqrt{\pi}} \int_0^z e^{-t^2} dt$$

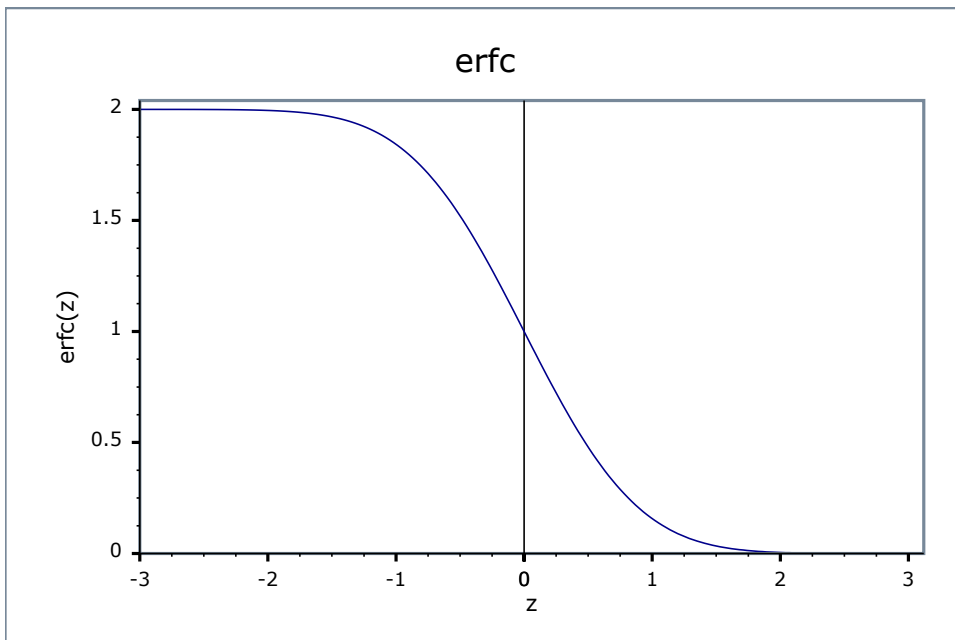


```
template <class T>
calculated-result-type erfc(T z);

template <class T, class Policy>
calculated-result-type erfc(T z, const Policy&);
```

Returns the complement of the [error function](#) of z :

$$\text{erfc}(z) = 1 - \text{erf}(z)$$



Accuracy

The following table shows the peak errors (in units of epsilon) found on various platforms with various floating point types, along with comparisons to the [GSL-1.9](#), [GNU C Lib](#), [HP-UX C Library](#) and [Cephes](#) libraries. Unless otherwise specified any floating point type that is narrower than the one shown will have [effectively zero error](#).

Table 30. Errors In the Function $\text{erf}(z)$

Significand Size	Platform and Compiler	$z < 0.5$	$0.5 < z < 8$	$z > 8$
53	Win32, Visual C++ 8	Peak=0 Mean=0 GSL Peak=2.0 Mean=0.3 Cephes Peak=1.1 Mean=0.7	Peak=0.9 Mean=0.09 GSL Peak=2.3 Mean=0.3 Cephes Peak=1.3 Mean=0.2	Peak=0 Mean=0 GSL Peak=0 Mean=0 Cephes Peak=0 Mean=0
64	RedHat Linux IA32, gcc-3.3	Peak=0.7 Mean=0.07 GNU C Lib Peak=0.9 Mean=0.2	Peak=0.9 Mean=0.2 GNU C Lib Peak=0.9 Mean=0.07	Peak=0 Mean=0 GNU C Lib Peak=0 Mean=0
64	Redhat Linux IA64, gcc-3.4.4	Peak=0.7 Mean=0.07 GNU C Lib Peak=0 Mean=0	Peak=0.9 Mean=0.1 GNU C Lib Peak=0.5 Mean=0.03	Peak=0 Mean=0 GNU C Lib Peak=0 Mean=0
113	HPUX IA64, aCC A.06.06	Peak=0.8 Mean=0.1 HP-UX C Library Lib Peak=0.9 Mean=0.2	Peak=0.9 Mean=0.1 HP-UX C Library Lib Peak=0.5 Mean=0.02	Peak=0 Mean=0 HP-UX C Library Lib Peak=0 Mean=0

Table 31. Errors In the Function $\text{erfc}(z)$

Significand Size	Platform and Compiler	$z < 0.5$	$0.5 < z < 8$	$z > 8$
53	Win32, Visual C++ 8	Peak=0.7 Mean=0.06 GSL Peak=1.0 Mean=0.4 Cephes Peak=0.7 Mean=0.06	Peak=0.99 Mean=0.3 GSL Peak=2.6 Mean=0.6 Cephes Peak=3.6 Mean=0.7	Peak=1.0 Mean=0.2 GSL Peak=3.9 Mean=0.4 Cephes Peak=2.7 Mean=0.4
64	RedHat Linux IA32, gcc-3.3	Peak=0 Mean=0 GNU C Lib Peak=0 Mean=0	Peak=1.4 Mean=0.3 GNU C Lib Peak=1.3 Mean=0.3	Peak=1.6 Mean=0.4 GNU C Lib Peak=1.3 Mean=0.4
64	Redhat Linux IA64, gcc-3.4.4	Peak=0 Mean=0 GNU C Lib Peak=0 Mean=0	Peak=1.4 Mean=0.3 GNU C Lib Peak=0 Mean=0	Peak=1.5 Mean=0.4 GNU C Lib Peak=0 Mean=0
113	HPUX IA64, aCC A.06.06	Peak=0 Mean=0 HP-UX C Library Peak=0 Mean=0	Peak=1.5 Mean=0.3 HP-UX C Library Peak=0.9 Mean=0.08	Peak=1.6 Mean=0.4 HP-UX C Library Peak=0.9 Mean=0.1

Testing

The tests for these functions come in two parts: basic sanity checks use spot values calculated using [Mathworld's online evaluator](#), while accuracy checks use high-precision test values calculated at 1000-bit precision with [NTL::RR](#) and this implementation. Note that the generic and type-specific versions of these functions use differing implementations internally, so this gives us reasonably independent test data. Using our test data to test other "known good" implementations also provides an additional sanity check.

Implementation

All versions of these functions first use the usual reflection formulas to make their arguments positive:

```
erf(-z) = 1 - erf(z);

erfc(-z) = 2 - erfc(z); // preferred when -z < -0.5

erfc(-z) = 1 + erf(z); // preferred when -0.5 <= -z < 0
```

The generic versions of these functions are implemented in terms of the incomplete gamma function.

When the significand (mantissa) size is recognised (currently for 53, 64 and 113-bit reals, plus single-precision 24-bit handled via promotion to double) then a series of rational approximations [devised by JM](#) are used.

For $z \leq 0.5$ then a rational approximation to erf is used, based on the observation that erf is an odd function and therefore erf is calculated using:

```
erf(z) = z * (C + R(z*z));
```

where the rational approximation $R(z^2)$ is optimised for absolute error: as long as its absolute error is small enough compared to the constant C , then any round-off error incurred during the computation of $R(z^2)$ will effectively disappear from the result. As a result the error for erf and erfc in this region is very low: the last bit is incorrect in only a very small number of cases.

For $z > 0.5$ we observe that over a small interval $[a, b]$ then:

```
erfc(z) * exp(z*z) * z ~ c
```

for some constant c .

Therefore for $z > 0.5$ we calculate erfc using:

```
erfc(z) = exp(-z*z) * (C + R(z - B)) / z;
```

Again $R(z - B)$ is optimised for absolute error, and the constant C is the average of $\text{erfc}(z) * \exp(z^2) * z$ taken at the endpoints of the range. Once again, as long as the absolute error in $R(z - B)$ is small compared to c then $c + R(z - B)$ will be correctly rounded, and the error in the result will depend only on the accuracy of the exp function. In practice, in all but a very small number of cases, the error is confined to the last bit of the result. The constant B is chosen so that the left hand end of the range of the rational approximation is 0.

For large z over a range $[a, +\infty]$ the above approximation is modified to:

```
erfc(z) = exp(-z*z) * (C + R(1 / z)) / z;
```

Error Function Inverses

Synopsis

```
#include <boost/math/special_functions/erf.hpp>

namespace boost{ namespace math{

template <class T>
calculated-result-type erf_inv(T p);

template <class T, class Policy>
calculated-result-type erf_inv(T p, const Policy&);

template <class T>
calculated-result-type erfc_inv(T p);

template <class T, class Policy>
calculated-result-type erfc_inv(T p, const Policy&);

}} // namespaces
```

The return type of these functions is computed using the *result type calculation rules*: the return type is `double` if `T` is an integer type, and `T` otherwise.

The final `Policy` argument is optional and can be used to control the behaviour of the function: how it handles errors, what level of precision to use etc. Refer to the [policy documentation for more details](#).

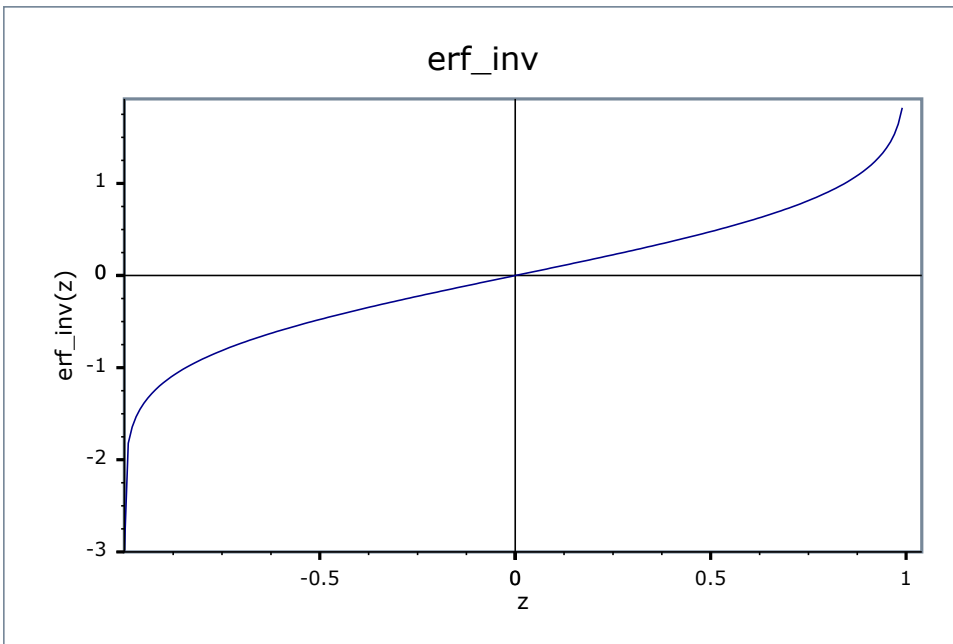
Description

```
template <class T>
calculated-result-type erf_inv(T z);

template <class T, class Policy>
calculated-result-type erf_inv(T z, const Policy&);
```

Returns the *inverse error function* of `z`, that is a value `x` such that:

```
p = erf(x);
```

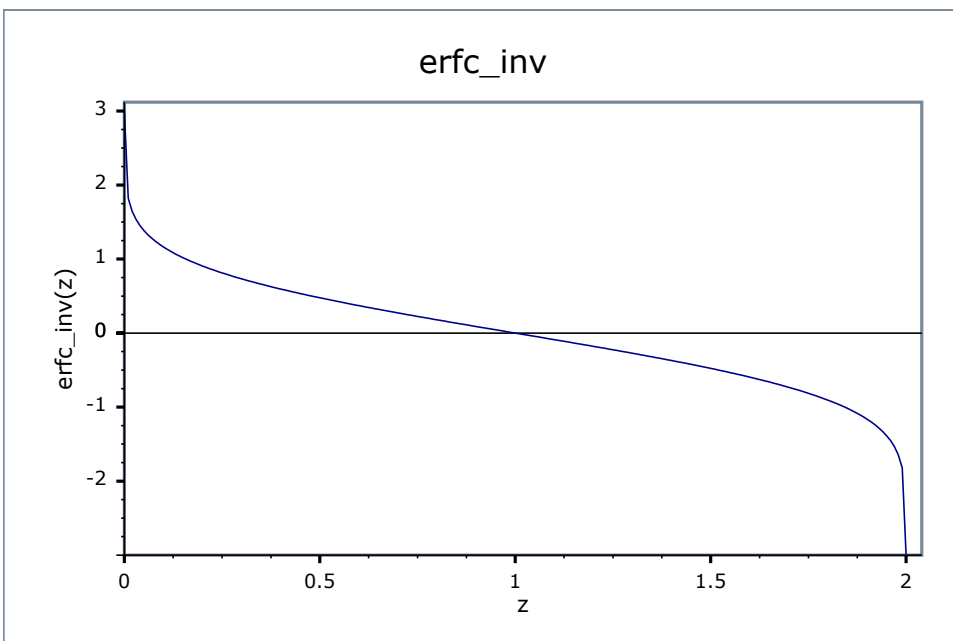



```
template <class T>
calculated-result-type erf_inv(T z);

template <class T, class Policy>
calculated-result-type erf_inv(T z, const Policy&);
```

Returns the inverse of the complement of the error function of z , that is a value x such that:

```
p = erfc(x);
```



Accuracy

For types up to and including 80-bit long doubles the approximations used are accurate to less than ~ 2 epsilon. For higher precision types these functions have the same accuracy as the [forward error functions](#).

Testing

There are two sets of tests:

- Basic sanity checks attempt to "round-trip" from x to p and back again. These tests have quite generous tolerances: in general both the error functions and their inverses change so rapidly in some places that round tripping to more than a couple of significant digits isn't possible. This is especially true when p is very near one: in this case there isn't enough "information content" in the input to the inverse function to get back where you started.
- Accuracy checks using high-precision test values. These measure the accuracy of the result, given *exact* input values.

Implementation

These functions use a rational approximation [devised by JM](#) to calculate an initial approximation to the result that is accurate to $\sim 10^{-19}$, then only if that has insufficient accuracy compared to the epsilon for T, do we clean up the result using [Halley iteration](#).

Constructing rational approximations to the erf/erfc functions is actually surprisingly hard, especially at high precision. For this reason no attempt has been made to achieve 10^{-34} accuracy suitable for use with 128-bit reals.

In the following discussion, p is the value passed to `erf_inv`, and q is the value passed to `erfc_inv`, so that $p = 1 - q$ and $q = 1 - p$ and in both cases we want to solve for the same result x .

For $p < 0.5$ the inverse erf function is reasonably smooth and the approximation:

$$x = p(p + 10)(Y + R(p))$$

Gives a good result for a constant Y , and $R(p)$ optimised for low absolute error compared to $|Y|$.

For $q < 0.5$ things get trickier, over the interval $0.5 > q > 0.25$ the following approximation works well:

$$x = \sqrt{-21 \log(q)} / (Y + R(q))$$

While for $q < 0.25$, let

$$z = \sqrt{-\log(q)}$$

Then the result is given by:

$$x = z(Y + R(z - B))$$

As before Y is a constant and the rational function R is optimised for low absolute error compared to $|Y|$. B is also a constant: it is the smallest value of z for which each approximation is valid. There are several approximations of this form each of which reaches a little further into the tail of the erfc function (at `long double` precision the extended exponent range compared to `double` means that the tail goes on for a very long way indeed).

Polynomials

Legendre (and Associated) Polynomials

Synopsis

```
#include <boost/math/special_functions/legendre.hpp>

namespace boost{ namespace math{

template <class T>
calculated-result-type legendre_p(int n, T x);

template <class T, class Policy>
calculated-result-type legendre_p(int n, T x, const Policy&);

template <class T>
calculated-result-type legendre_p(int n, int m, T x);

template <class T, class Policy>
calculated-result-type legendre_p(int n, int m, T x, const Policy&);

template <class T>
calculated-result-type legendre_q(unsigned n, T x);

template <class T, class Policy>
calculated-result-type legendre_q(unsigned n, T x, const Policy&);

template <class T1, class T2, class T3>
calculated-result-type legendre_next(unsigned l, T1 x, T2 Pl, T3 Plm1);

template <class T1, class T2, class T3>
calculated-result-type legendre_next(unsigned l, unsigned m, T1 x, T2 Pl, T3 Plm1);

}} // namespaces
```

The return type of these functions is computed using the [result type calculation rules](#): note that when there is a single template argument the result is the same type as that argument or double if the template argument is an integer type.

The final [Policy](#) argument is optional and can be used to control the behaviour of the function: how it handles errors, what level of precision to use etc. Refer to the [policy documentation for more details](#).

Description

```
template <class T>
calculated-result-type legendre_p(int l, T x);

template <class T, class Policy>
calculated-result-type legendre_p(int l, T x, const Policy&);
```

Returns the Legendre Polynomial of the first kind:

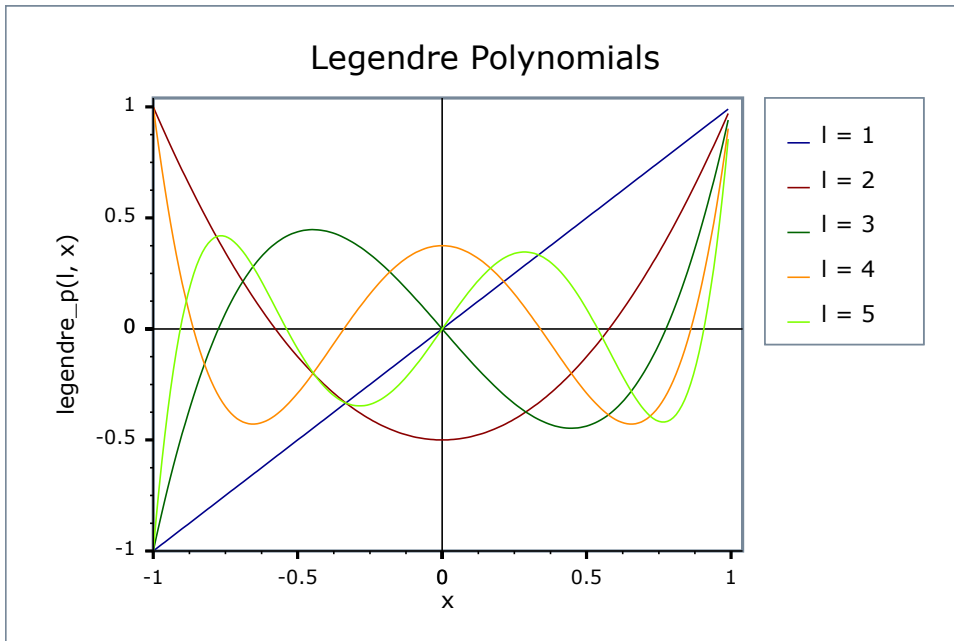
$$\text{legendre_p}(l, x) = P_l(x) = \frac{1}{2^l l!} \frac{d^l}{dx^l} (x^2 - 1)^l ; \quad |x| \leq 1$$

Requires $-1 \leq x \leq 1$, otherwise returns the result of [domain_error](#).

Negative orders are handled via the reflection formula:

$$P_{-l-1}(x) = P_l(x)$$

The following graph illustrates the behaviour of the first few Legendre Polynomials:



```
template <class T>
calculated-result-type legendre_p(int l, int m, T x);

template <class T, class Policy>
calculated-result-type legendre_p(int l, int m, T x, const Policy&);
```

Returns the associated Legendre polynomial of the first kind:

$$\text{legendre_p}(l, m, x) = P_l^m(x) = (-1)^m (1-x^2)^{\frac{m}{2}} \frac{d^m P_l(x)}{dx^m}$$

Requires $-1 \leq x \leq 1$, otherwise returns the result of `domain_error`.

Negative values of l and m are handled via the identity relations:

$$P_l^{-m}(x) = (-1)^m \frac{(l-m)!}{(l+m)!} P_l^m(x)$$

$$P_{-l-1}^m(x) = P_l^m(x)$$



Caution

The definition of the associated Legendre polynomial used here includes a leading Condon-Shortley phase term of $(-1)^m$. This matches the definition given by Abramowitz and Stegun (8.6.6) and that used by [Mathworld](#) and [Mathematica's LegendreP function](#). However, uses in the literature do not always include this phase term, and strangely the specification for the associated Legendre function in the C++ TR1 (`assoc_legendre`) also omits it, in spite of stating that it uses Abramowitz and Stegun as the final arbiter on these matters.

See:

[Weisstein, Eric W. "Legendre Polynomial." From MathWorld--A Wolfram Web Resource.](#)

Abramowitz, M. and Stegun, I. A. (Eds.). "Legendre Functions" and "Orthogonal Polynomials." Ch. 22 in Chs. 8 and 22 in Handbook of Mathematical Functions with Formulas, Graphs, and Mathematical Tables, 9th printing. New York: Dover, pp. 331-339 and 771-802, 1972.

```
template <class T>
calculated-result-type legendre_q(unsigned n, T x);

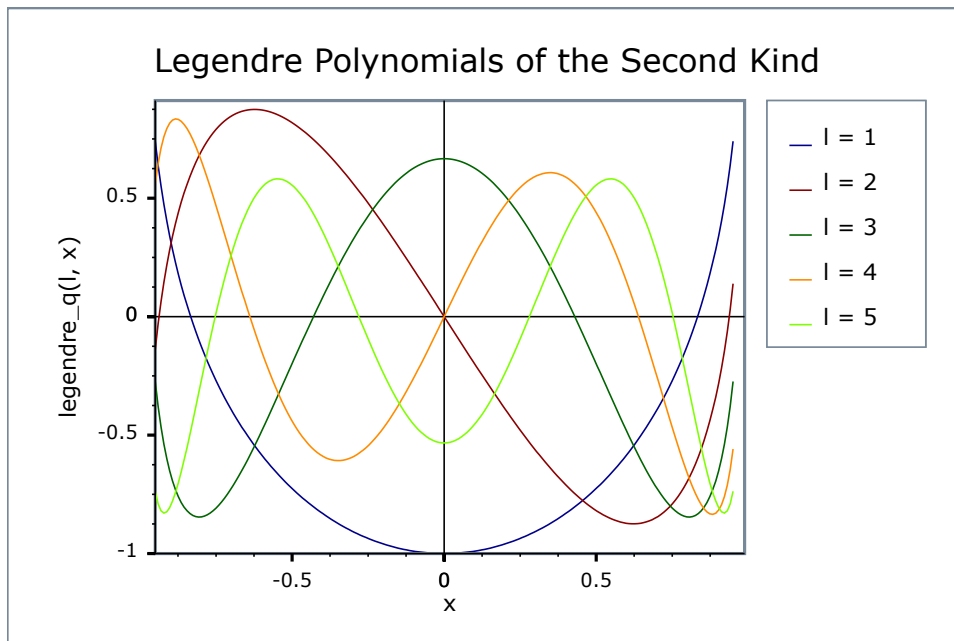
template <class T, class Policy>
calculated-result-type legendre_q(unsigned n, T x, const Policy&);
```

Returns the value of the Legendre polynomial that is the second solution to the Legendre differential equation, for example:

$$\begin{aligned}\text{legendre_q}(0,x) &= Q_0(x) = \frac{1}{2}\ln\left(\frac{1+x}{1-x}\right) \\ \text{legendre_q}(1,x) &= Q_1(x) = \frac{x}{2}\ln\left(\frac{1+x}{1-x}\right) - 1\end{aligned}$$

Requires $-1 \leq x \leq 1$, otherwise `domain_error` is called.

The following graph illustrates the first few Legendre functions of the second kind:



```
template <class T1, class T2, class T3>
calculated-result-type legendre_next(unsigned l, T1 x, T2 Pl, T3 Plm1);
```

Implements the three term recurrence relation for the Legendre polynomials, this function can be used to create a sequence of values evaluated at the same x , and for rising l . This recurrence relation holds for Legendre Polynomials of both the first and second kinds.

$$P_{l+1}(x) = \frac{(2l+1)xP_l(x) - lP_{l-1}(x)}{(l+1)}$$

For example we could produce a vector of the first 10 polynomial values using:

```
double x = 0.5; // Abscissa value
vector<double> v;
v.push_back(legendre_p(0, x));
v.push_back(legendre_p(1, x));
for(unsigned l = 1; l < 10; ++l)
    v.push_back(legendre_next(l, x, v[l], v[l-1]));
// Double check values:
for(unsigned l = 1; l < 10; ++l)
    assert(v[l] == legendre_p(l, x));
```

Formally the arguments are:

- l The degree of the last polynomial calculated.
- x The abscissa value
- P_l The value of the polynomial evaluated at degree l .
- P_{l-1} The value of the polynomial evaluated at degree $l-1$.

```
template <class T1, class T2, class T3>
calculated-result-type legendre_next(unsigned l, unsigned m, T1 x, T2 Pl, T3 Plm1);
```

Implements the three term recurrence relation for the Associated Legendre polynomials, this function can be used to create a sequence of values evaluated at the same x , and for rising l .

$$P_{l+1}^m(x) = \frac{(2l+1)xP_l^m(x) - (l+m+1)P_{l-1}^m(x)}{(l-m+1)}$$

For example we could produce a vector of the first $m+10$ polynomial values using:

```
double x = 0.5; // Abscissa value
int m = 10; // order
vector<double> v;
v.push_back(legendre_p(m, m, x));
v.push_back(legendre_p(1 + m, m, x));
for(unsigned l = 1; l < 10; ++l)
    v.push_back(legendre_next(l + 10, m, x, v[l], v[l-1]));
// Double check values:
for(unsigned l = 1; l < 10; ++l)
    assert(v[l] == legendre_p(10 + l, m, x));
```

Formally the arguments are:

- l The degree of the last polynomial calculated.
- m The order of the Associated Polynomial.
- x The abscissa value

Pl The value of the polynomial evaluated at degree l .

Plm1 The value of the polynomial evaluated at degree $l-1$.

Accuracy

The following table shows peak errors (in units of epsilon) for various domains of input arguments. Note that only results for the widest floating point type on the system are given as narrower types have [effectively zero error](#).

Table 32. Peak Errors In the Legendre P Function

Significand Size	Platform and Compiler	Errors in range	Errors in range
		$0 < l < 20$	$20 < l < 120$
53	Win32, Visual C++ 8	Peak=211 Mean=20	Peak=300 Mean=33
64	SUSE Linux IA32, g++ 4.1	Peak=70 Mean=10	Peak=700 Mean=60
64	Red Hat Linux IA64, g++ 3.4.4	Peak=70 Mean=10	Peak=700 Mean=60
113	HPUX IA64, aCC A.06.06	Peak=35 Mean=6	Peak=292 Mean=41

Table 33. Peak Errors In the Associated Legendre P Function

Significand Size	Platform and Compiler	Errors in range
		$0 < l < 20$
53	Win32, Visual C++ 8	Peak=1200 Mean=7
64	SUSE Linux IA32, g++ 4.1	Peak=80 Mean=5
64	Red Hat Linux IA64, g++ 3.4.4	Peak=80 Mean=5
113	HPUX IA64, aCC A.06.06	Peak=42 Mean=4

Table 34. Peak Errors In the Legendre Q Function

Significand Size	Platform and Compiler	Errors in range	Errors in range
		$0 < l < 20$	$20 < l < 120$
53	Win32, Visual C++ 8	Peak=50 Mean=7	Peak=4600 Mean=370
64	SUSE Linux IA32, g++ 4.1	Peak=51 Mean=8	Peak=6000 Mean=480
64	Red Hat Linux IA64, g++ 3.4.4	Peak=51 Mean=8	Peak=6000 Mean=480
113	HPUX IA64, aCC A.06.06	Peak=90 Mean=10	Peak=1700 Mean=140

Note that the worst errors occur when the order increases, values greater than ~ 120 are very unlikely to produce sensible results, especially in the associated polynomial case when the degree is also large. Further the relative errors are likely to grow arbitrarily large when the function is very close to a root.

No comparisons to other libraries are shown here: there appears to be only one viable implementation method for these functions, the comparisons to other libraries that have been run show identical error rates to those given here.

Testing

A mixture of spot tests of values calculated using functions.wolfram.com, and randomly generated test data are used: the test data was computed using [NTL::RR](#) at 1000-bit precision.

Implementation

These functions are implemented using the stable three term recurrence relations. These relations guarantee low absolute error but cannot guarantee low relative error near one of the roots of the polynomials.

Laguerre (and Associated) Polynomials

Synopsis

```
#include <boost/math/special_functions/laguerre.hpp>

namespace boost{ namespace math{

template <class T>
calculated-result-type laguerre(unsigned n, T x);

template <class T, class Policy>
calculated-result-type laguerre(unsigned n, T x, const Policy&);

template <class T>
calculated-result-type laguerre(unsigned n, unsigned m, T x);

template <class T, class Policy>
calculated-result-type laguerre(unsigned n, unsigned m, T x, const Policy&);

template <class T1, class T2, class T3>
calculated-result-type laguerre_next(unsigned n, T1 x, T2 Ln, T3 Lnml);

template <class T1, class T2, class T3>
calculated-result-type laguerre_next(unsigned n, unsigned m, T1 x, T2 Ln, T3 Lnml);

}} // namespaces
```

Description

The return type of these functions is computed using the [result type calculation rules](#): note that when there is a single template argument the result is the same type as that argument or double if the template argument is an integer type.

The final [Policy](#) argument is optional and can be used to control the behaviour of the function: how it handles errors, what level of precision to use etc. Refer to the [policy documentation for more details](#).

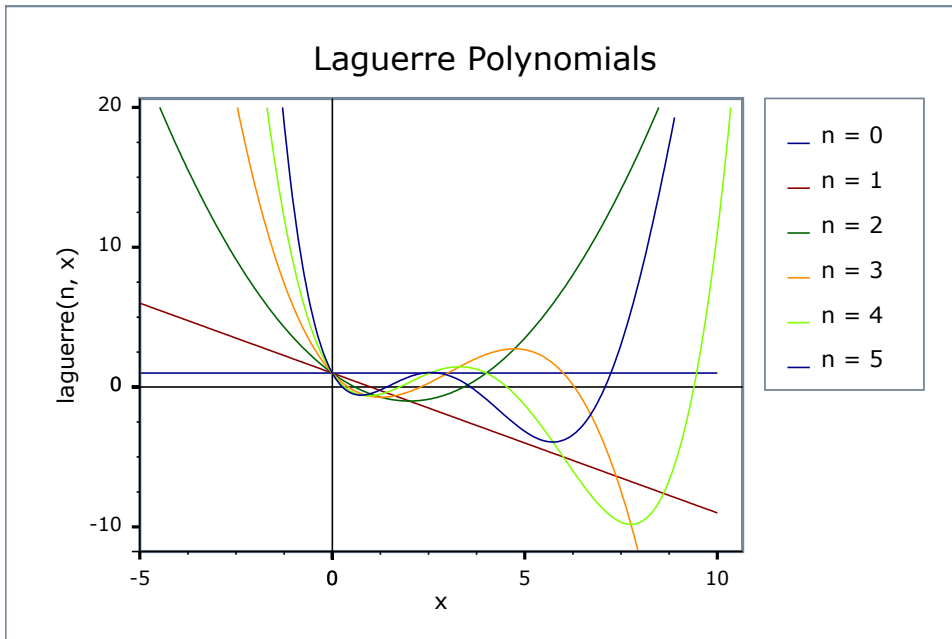
```
template <class T>
calculated-result-type laguerre(unsigned n, T x);

template <class T, class Policy>
calculated-result-type laguerre(unsigned n, T x, const Policy&);
```

Returns the value of the Laguerre Polynomial of order n at point x :

$$\text{laguerre}(n, x) = L_n(x) = \frac{e^x}{n!} \frac{d^n}{dx^n} (x^n e^{-x})$$

The following graph illustrates the behaviour of the first few Laguerre Polynomials:



```
template <class T>
calculated-result-type laguerre(unsigned n, unsigned m, T x);

template <class T, class Policy>
calculated-result-type laguerre(unsigned n, unsigned m, T x, const Policy&);
```

Returns the Associated Laguerre polynomial of degree n and order m at point x :

$$\text{laguerre}(n, m, x) = L_n^m(x) = (-1)^m \frac{d^m}{dx^m} L_{n+m}(x)$$

```
template <class T1, class T2, class T3>
calculated-result-type laguerre_next(unsigned n, T1 x, T2 Ln, T3 Lnml);
```

Implements the three term recurrence relation for the Laguerre polynomials, this function can be used to create a sequence of values evaluated at the same x , and for rising n .

$$L_{n+1}(x) = \frac{(2n+1-x)L_n(x) - nL_{n-1}(x)}{(n+1)}$$

For example we could produce a vector of the first 10 polynomial values using:

```
double x = 0.5; // Abscissa value
vector<double> v;
v.push_back(laguerre(0, x)).push_back(laguerre(1, x));
for(unsigned l = 1; l < 10; ++l)
    v.push_back(laguerre_next(l, x, v[l], v[l-1]));
```

Formally the arguments are:

- n** The degree n of the last polynomial calculated.
- x** The abscissa value
- Ln** The value of the polynomial evaluated at degree n .
- Lnml** The value of the polynomial evaluated at degree $n-1$.

```
template <class T1, class T2, class T3>
calculated-result-type laguerre_next(unsigned n, unsigned m, T1 x, T2 Ln, T3 Lnml);
```

Implements the three term recurrence relation for the Associated Laguerre polynomials, this function can be used to create a sequence of values evaluated at the same x , and for rising degree n .

$$L_{n+1}^m(x) = \frac{m+2n+1-x}{n+1} L_n^m(x) - \frac{m+n}{n+1} L_{n-1}^m(x)$$

For example we could produce a vector of the first 10 polynomial values using:

```
double x = 0.5; // Abscissa value
int m = 10;     // order
vector<double> v;
v.push_back(laguerre(0, m, x)).push_back(laguerre(1, m, x));
for(unsigned l = 1; l < 10; ++l)
    v.push_back(laguerre_next(l, m, x, v[l], v[l-1]));
```

Formally the arguments are:

- n** The degree of the last polynomial calculated.
- m** The order of the Associated Polynomial.
- x** The abscissa value.
- Ln** The value of the polynomial evaluated at degree n .
- Lnml** The value of the polynomial evaluated at degree $n-1$.

Accuracy

The following table shows peak errors (in units of epsilon) for various domains of input arguments. Note that only results for the widest floating point type on the system are given as narrower types have **effectively zero error**.

Table 35. Peak Errors In the Laguerre Polynomial

Significant Size	Platform and Compiler	Errors in range 0 < l < 20
53	Win32, Visual C++ 8	Peak=3000 Mean=185
64	SUSE Linux IA32, g++ 4.1	Peak=1x10 ⁴ Mean=828
64	Red Hat Linux IA64, g++ 3.4.4	Peak=1x10 ⁴ Mean=828
113	HPUX IA64, aCC A.06.06	Peak=680 Mean=40

Table 36. Peak Errors In the Associated Laguerre Polynomial

Significand Size	Platform and Compiler	Errors in range $0 < l < 20$
53	Win32, Visual C++ 8	Peak=433 Mean=11
64	SUSE Linux IA32, g++ 4.1	Peak=61.4 Mean=19.5
64	Red Hat Linux IA64, g++ 3.4.4	Peak=61.4 Mean=19.5
113	HPUX IA64, aCC A.06.06	Peak=540 Mean=13.94

Note that the worst errors occur when the degree increases, values greater than ~120 are very unlikely to produce sensible results, especially in the associated polynomial case when the order is also large. Further the relative errors are likely to grow arbitrarily large when the function is very close to a root.

Testing

A mixture of spot tests of values calculated using functions.wolfram.com, and randomly generated test data are used: the test data was computed using [NTL::RR](#) at 1000-bit precision.

Implementation

These functions are implemented using the stable three term recurrence relations. These relations guarantee low absolute error but cannot guarantee low relative error near one of the roots of the polynomials.

Hermite Polynomials

Synopsis

```
#include <boost/math/special_functions/hermite.hpp>

namespace boost{ namespace math{

template <class T>
calculated-result-type hermite(unsigned n, T x);

template <class T, class Policy>
calculated-result-type hermite(unsigned n, T x, const Policy&);

template <class T1, class T2, class T3>
calculated-result-type hermite_next(unsigned n, T1 x, T2 Hn, T3 Hnml);

}} // namespaces
```

Description

The return type of these functions is computed using the [result type calculation rules](#): note that when there is a single template argument the result is the same type as that argument or double if the template argument is an integer type.

```
template <class T>
calculated-result-type hermite(unsigned n, T x);

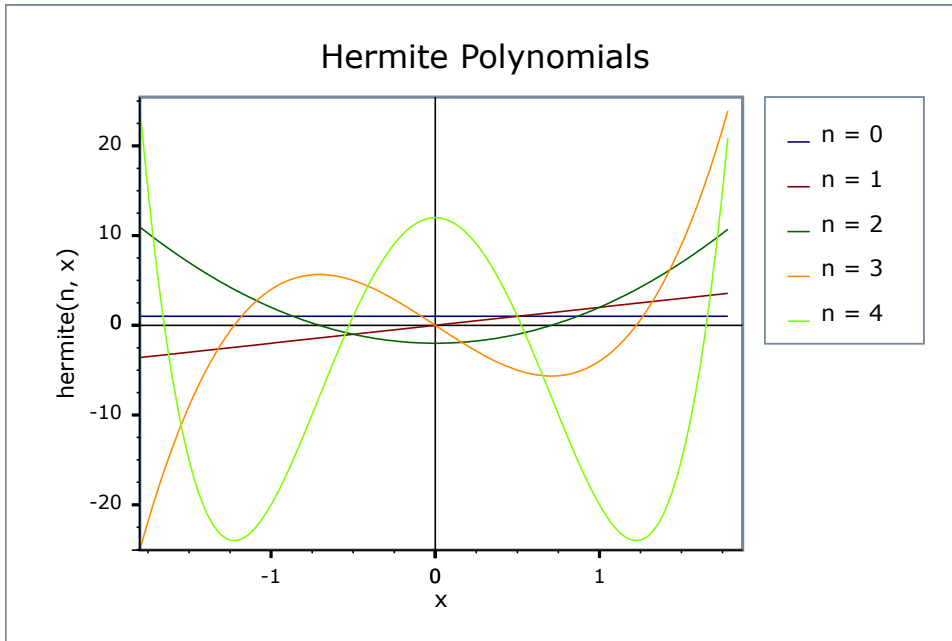
template <class T, class Policy>
calculated-result-type hermite(unsigned n, T x, const Policy&);
```

Returns the value of the Hermite Polynomial of order n at point x :

$$\text{hermite}(x) = H_n(x) = (-1)^n e^{x^2} \frac{d^2}{dx^2} e^{-x^2}$$

The final [Policy](#) argument is optional and can be used to control the behaviour of the function: how it handles errors, what level of precision to use etc. Refer to the [policy documentation for more details](#).

The following graph illustrates the behaviour of the first few Hermite Polynomials:



```
template <class T1, class T2, class T3>
calculated-result-type hermite_next(unsigned n, T1 x, T2 Hn, T3 Hnm1);
```

Implements the three term recurrence relation for the Hermite polynomials, this function can be used to create a sequence of values evaluated at the same x , and for rising n .

$$H_{n+1}(x) = 2xH_n(x) - 2nH_{n-1}(x)$$

For example we could produce a vector of the first 10 polynomial values using:

```
double x = 0.5; // Abscissa value
vector<double> v;
v.push_back(hermite(0, x)).push_back(hermite(1, x));
for(unsigned l = 1; l < 10; ++l)
    v.push_back(hermite_next(l, x, v[l], v[l-1]));
```

Formally the arguments are:

- n The degree n of the last polynomial calculated.
- x The abscissa value
- H_n The value of the polynomial evaluated at degree n .
- H_{n-1} The value of the polynomial evaluated at degree $n-1$.

Accuracy

The following table shows peak errors (in units of epsilon) for various domains of input arguments. Note that only results for the widest floating point type on the system are given as narrower types have [effectively zero error](#).

Table 37. Peak Errors In the Hermite Polynomial

Significand Size	Platform and Compiler	Errors in range $0 < l < 20$
53	Win32, Visual C++ 8	Peak=4.5 Mean=1.5
64	Red Hat Linux IA32, g++ 4.1	Peak=6 Mean=2
64	Red Hat Linux IA64, g++ 3.4.4	Peak=6 Mean=2
113	HPUX IA64, aCC A.06.06	Peak=6 Mean=4

Note that the worst errors occur when the degree increases, values greater than ~120 are very unlikely to produce sensible results, especially in the associated polynomial case when the order is also large. Further the relative errors are likely to grow arbitrarily large when the function is very close to a root.

Testing

A mixture of spot tests of values calculated using functions.wolfram.com, and randomly generated test data are used: the test data was computed using [NTL::RR](#) at 1000-bit precision.

Implementation

These functions are implemented using the stable three term recurrence relations. These relations guarantee low absolute error but cannot guarantee low relative error near one of the roots of the polynomials.

Spherical Harmonics

Synopsis

```
#include <boost/math/special_functions/spherical_harmonic.hpp>
```

```

namespace boost{ namespace math{

template <class T1, class T2>
std::complex<calculated-result-type> spherical_harmonic(unsigned n, int m, T1 theta, T2 phi);

template <class T1, class T2, class Policy>
std::complex<calculated-result-type> spherical_harmonic(unsigned n, int m, T1 theta, T2 phi, const Policy&);

template <class T1, class T2>
calculated-result-type spherical_harmonic_r(unsigned n, int m, T1 theta, T2 phi);

template <class T1, class T2, class Policy>
calculated-result-type spherical_harmonic_r(unsigned n, int m, T1 theta, T2 phi, const Policy&);

template <class T1, class T2>
calculated-result-type spherical_harmonic_i(unsigned n, int m, T1 theta, T2 phi);

template <class T1, class T2, class Policy>
calculated-result-type spherical_harmonic_i(unsigned n, int m, T1 theta, T2 phi, const Policy&);

}} // namespaces

```

Description

The return type of these functions is computed using the [result type calculation rules](#) when T1 and T2 are different types.

The final [Policy](#) argument is optional and can be used to control the behaviour of the function: how it handles errors, what level of precision to use etc. Refer to the [policy documentation for more details](#).

```

template <class T1, class T2>
std::complex<calculated-result-type> spherical_harmonic(unsigned n, int m, T1 theta, T2 phi);

template <class T1, class T2, class Policy>
std::complex<calculated-result-type> spherical_harmonic(unsigned n, int m, T1 theta, T2 phi, const Policy&);

```

Returns the value of the Spherical Harmonic $Y_n^m(\theta, \phi)$:

$$Y_n^m(\theta, \phi) = \sqrt{\frac{2n+1}{4\pi} \frac{(n-m)!}{(n+m)!}} P_n^m(\cos\theta) e^{im\phi}$$

The spherical harmonics $Y_n^m(\theta, \phi)$ are the angular portion of the solution to Laplace's equation in spherical coordinates where azimuthal symmetry is not present.



Caution

Care must be taken in correctly identifying the arguments to this function: θ is taken as the polar (colatitudinal) coordinate with θ in $[0, \pi]$, and ϕ as the azimuthal (longitudinal) coordinate with ϕ in $[0, 2\pi)$. This is the convention used in Physics, and matches the definition used by [Mathematica in the function SphericalHarmonicY](#), but is opposite to the usual mathematical conventions.

Some other sources include an additional Condon-Shortley phase term of $(-1)^m$ in the definition of this function: note however that our definition of the associated Legendre polynomial already includes this term.

This implementation returns zero for $m > n$

For θ outside $[0, \pi]$ and ϕ outside $[0, 2\pi]$ this implementation follows the convention used by Mathematica: the function is periodic with period π in θ and 2π in ϕ . Please note that this is not the behaviour one would get from a casual application of the function's definition. Cautious users should keep θ and ϕ to the range $[0, \pi]$ and $[0, 2\pi]$ respectively.

See: [Weissstein, Eric W. "Spherical Harmonic." From MathWorld--A Wolfram Web Resource.](#)

```
template <class T1, class T2>
calculated-result-type spherical_harmonic_r(unsigned n, int m, T1 theta, T2 phi);

template <class T1, class T2, class Policy>
calculated-result-type spherical_harmonic_r(unsigned n, int m, T1 theta, T2 phi, const Policy&);
```

Returns the real part of $Y_n^m(\theta, \phi)$:

$$\operatorname{Re}(Y_n^m(\theta, \phi)) = -\sqrt{\frac{2n+1}{4\pi} \frac{(n-m)!}{(n+m)!}} P_n^m(\cos\theta) \cos(m\phi)$$

```
template <class T1, class T2>
calculated-result-type spherical_harmonic_i(unsigned n, int m, T1 theta, T2 phi);

template <class T1, class T2, class Policy>
calculated-result-type spherical_harmonic_i(unsigned n, int m, T1 theta, T2 phi, const Policy&);
```

Returns the imaginary part of $Y_n^m(\theta, \phi)$:

$$\operatorname{Im}(Y_n^m(\theta, \phi)) = -\sqrt{\frac{2n+1}{4\pi} \frac{(n-m)!}{(n+m)!}} P_n^m(\cos\theta) \sin(m\phi)$$

Accuracy

The following table shows peak errors for various domains of input arguments. Note that only results for the widest floating point type on the system are given as narrower types have [effectively zero error](#). Peak errors are the same for both the real and imaginary parts, as the error is dominated by calculation of the associated Legendre polynomials: especially near the roots of the associated Legendre function.

All values are in units of epsilon.

Table 38. Peak Errors In the Spherical Harmonic Functions

Significand Size	Platform and Compiler	Errors in range
		$0 < l < 20$
53	Win32, Visual C++ 8	Peak= 2×10^4 Mean=700
64	SUSE Linux IA32, g++ 4.1	Peak=2900 Mean=100
64	Red Hat Linux IA64, g++ 3.4.4	Peak=2900 Mean=100
113	HPUX IA64, aCC A.06.06	Peak=6700 Mean=230

Note that the worst errors occur when the degree increases, values greater than ~ 120 are very unlikely to produce sensible results, especially when the order is also large. Further the relative errors are likely to grow arbitrarily large when the function is very close to a root.

Testing

A mixture of spot tests of values calculated using functions.wolfram.com, and randomly generated test data are used: the test data was computed using [NTL::RR](#) at 1000-bit precision.

Implementation

These functions are implemented fairly naively using the formulae given above. Some extra care is taken to prevent roundoff error when converting from polar coordinates (so for example the $1-x^2$ term used by the associated Legendre functions is calculated without roundoff error using $x = \cos(\theta)$, and $1-x^2 = \sin^2(\theta)$). The limiting factor in the error rates for these functions is the need to calculate values near the roots of the associated Legendre functions.

Bessel Functions

Bessel Function Overview

Ordinary Bessel Functions

Bessel Functions are solutions to Bessel's ordinary differential equation:

$$z^2 \frac{d^2 u}{dz^2} + z \frac{du}{dz} + (z^2 - \nu^2)u = 0$$

where ν is the *order* of the equation, and may be an arbitrary real or complex number, although integer orders are the most common occurrence.

This library supports either integer or real orders.

Since this is a second order differential equation, there must be two linearly independent solutions, the first of these is denoted J_ν and known as a Bessel function of the first kind:

$$J_\nu(z) = \left(\frac{1}{2}z\right)^\nu \sum_{k=0}^{\infty} \frac{\left(-\frac{1}{4}z^2\right)^k}{k! \Gamma(\nu + k + 1)}$$

This function is implemented in this library as [cyl_bessel_j](#).

The second solution is denoted either Y_ν or N_ν and is known as either a Bessel Function of the second kind, or as a Neumann function:

$$Y_\nu(z) = \frac{J_\nu(z) \cos(\nu\pi) - J_{-\nu}(z)}{\sin(\nu\pi)}$$

This function is implemented in this library as [cyl_neumann](#).

The Bessel functions satisfy the recurrence relations:

$$J_{\nu+1}(z) = \frac{2\nu}{z} J_\nu(z) - J_{\nu-1}(z)$$

$$Y_{\nu+1}(z) = \frac{2\nu}{z} Y_\nu(z) - Y_{\nu-1}(z)$$

Have the derivatives:

$$J'_\nu(z) = \frac{\nu}{z} J_\nu(z) - J_{\nu+1}(z)$$

$$Y'_\nu(z) = \frac{\nu}{z} Y_\nu(z) - Y_{\nu+1}(z)$$

Have the Wronskian relation:

$$W = J_\nu(z) Y'_\nu(z) - Y_\nu(z) J'_\nu(z) = Y_\nu(z) J_{\nu+1}(z) - J_\nu(z) Y_{\nu+1}(z) = \frac{2}{\pi z}$$

and the reflection formulae:

$$J_{-\nu}(z) = \cos(\nu\pi) J_\nu(z) - \sin(\nu\pi) Y_\nu(z)$$

$$Y_{-v}(z) = \sin(v\pi)J_v(z) + \cos(v\pi)Y_v(z)$$

Modified Bessel Functions

The Bessel functions are valid for complex argument x , and an important special case is the situation where x is purely imaginary: giving a real valued result. In this case the functions are the two linearly independent solutions to the modified Bessel equation:

$$z^2 \frac{d^2 u}{dz^2} + z \frac{du}{dz} - (z^2 + v^2)u = 0$$

The solutions are known as the modified Bessel functions of the first and second kind (or occasionally as the hyperbolic Bessel functions of the first and second kind). They are denoted I_v and K_v respectively:

$$I_v(z) = \left(\frac{1}{2}z\right)^v \sum_{k=0}^{\infty} \frac{\left(\frac{1}{4}z^2\right)^k}{k! \Gamma(v+k+1)}$$

$$K_v(z) = \frac{\pi}{2} \frac{I_{-v}(z) - I_v(z)}{\sin(v\pi)}$$

These functions are implemented in this library as [cyl_bessel_i](#) and [cyl_bessel_k](#) respectively.

The modified Bessel functions satisfy the recurrence relations:

$$I_{v+1}(z) = -\frac{2v}{z}I_v(z) + I_{v-1}(z)$$

$$K_{v+1}(z) = \frac{2v}{z}K_v(z) + K_{v-1}(z)$$

Have the derivatives:

$$I'_v(z) = \frac{v}{z}I_v(z) + I_{v+1}(z)$$

$$K'_v(z) = \frac{v}{z}K_v(z) - K_{v+1}(z)$$

Have the Wronskian relation:

$$W = I_v(z)K'_v(z) - K_v(z)I'_v(z) = -[I_v(z)K_{v+1}(z) + K_v(z)I_{v+1}(z)] = -\frac{1}{z}$$

and the reflection formulae:

$$I_{-v}(z) = I_v(z) + \frac{2}{\pi} \sin(v\pi)K_v(z)$$

$$K_{-v}(z) = K_v(z)$$

Spherical Bessel Functions

When solving the Helmholtz equation in spherical coordinates by separation of variables, the radial equation has the form:

$$z^2 \frac{d^2 u}{dz^2} + 2z \frac{du}{dz} + [z^2 - n(n+1)]u = 0$$

The two linearly independent solutions to this equation are called the spherical Bessel functions j_n and y_n , and are related to the ordinary Bessel functions J_n and Y_n by:

$$j_n(z) = \sqrt{\frac{\pi}{2z}} J_{n+\frac{1}{2}}(z)$$

$$y_n(z) = \sqrt{\frac{\pi}{2z}} Y_{n+\frac{1}{2}}(z)$$

The spherical Bessel function of the second kind y_n is also known as the spherical Neumann function n_n .

These functions are implemented in this library as [sph_bessel](#) and [sph_neumann](#).

Bessel Functions of the First and Second Kinds

Synopsis

```
#include <boost/math/special_functions/bessel.hpp>
```

```
template <class T1, class T2>
calculated-result-type cyl_bessel_j(T1 v, T2 x);

template <class T1, class T2, class Policy>
calculated-result-type cyl_bessel_j(T1 v, T2 x, const Policy&);

template <class T1, class T2>
calculated-result-type cyl_neumann(T1 v, T2 x);

template <class T1, class T2, class Policy>
calculated-result-type cyl_neumann(T1 v, T2 x, const Policy&);
```

Description

The functions [cyl_bessel_j](#) and [cyl_neumann](#) return the result of the Bessel functions of the first and second kinds respectively:

$$\text{cyl_bessel_j}(v, x) = J_v(x)$$

$$\text{cyl_neumann}(v, x) = Y_v(x) = N_v(x)$$

where:

$$J_v(z) = \left(\frac{1}{2}z\right)^v \sum_{k=0}^{\infty} \frac{\left(-\frac{1}{4}z^2\right)^k}{k! \Gamma(v+k+1)}$$

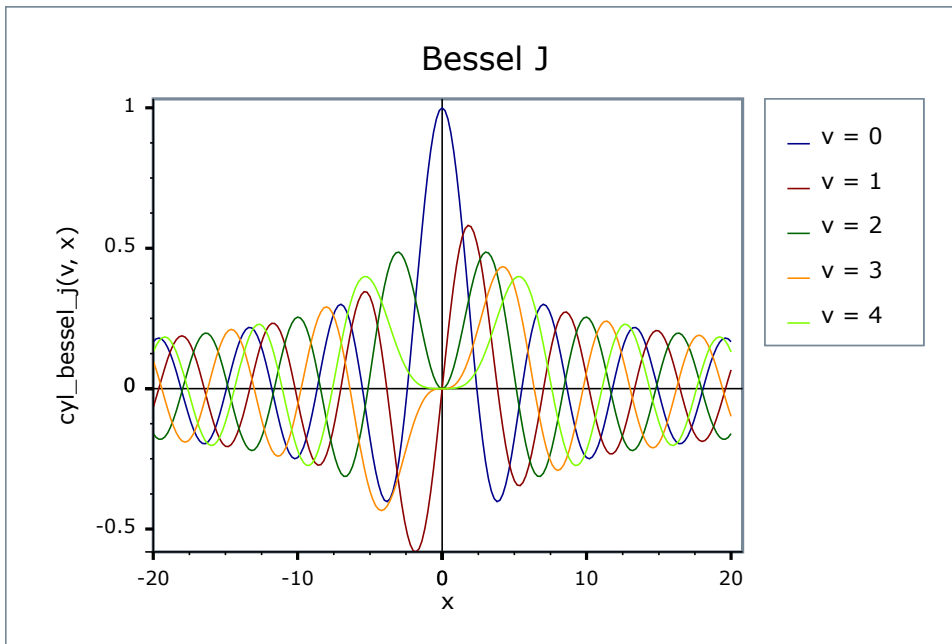
$$Y_v(z) = \frac{J_v(z) \cos(v\pi) - J_{-v}(z)}{\sin(v\pi)}$$

The return type of these functions is computed using the [result type calculation rules](#) when T1 and T2 are different types. The functions are also optimised for the relatively common case that T1 is an integer.

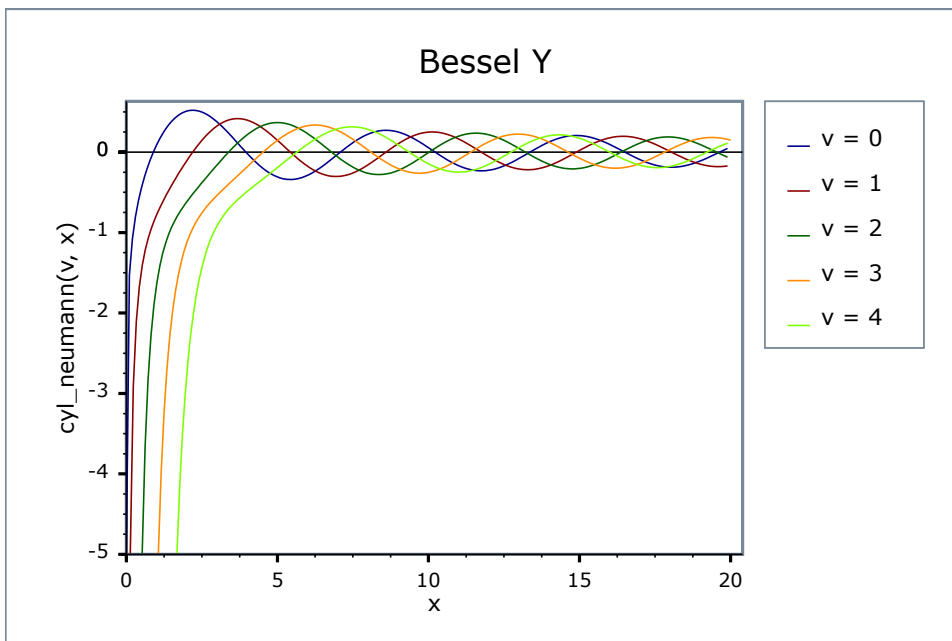
The final [Policy](#) argument is optional and can be used to control the behaviour of the function: how it handles errors, what level of precision to use etc. Refer to the [policy documentation for more details](#).

The functions return the result of [domain_error](#) whenever the result is undefined or complex. For [cyl_bessel_j](#) this occurs when $x < 0$ and v is not an integer, or when $x == 0$ and $v != 0$. For [cyl_neumann](#) this occurs when $x <= 0$.

The following graph illustrates the cyclic nature of J_v :



The following graph shows the behaviour of Y_v : this is also cyclic for large x , but tends to $-\infty$ for small x :



Testing

There are two sets of test values: spot values calculated using functions.wolfram.com, and a much larger set of tests computed using a simplified version of this implementation (with all the special case handling removed).

Accuracy

The following tables show how the accuracy of these functions varies on various platforms, along with comparisons to the [GSL-1.9](#) and [Cephes](#) libraries. Note that the cyclic nature of these functions means that they have an infinite number of irrational roots: in general these functions have arbitrarily large *relative* errors when the arguments are sufficiently close to a root. Of course the absolute error in such cases is always small. Note that only results for the widest floating-point type on the system are given as narrower types have *effectively zero error*. All values are relative errors in units of epsilon.

Table 39. Errors Rates in `cyl_bessel_j`

Significand Size	Platform and Compiler	J_0 and J_1	J_ν	J_ν (large values of $x > 1000$)
53	Win32 / Visual C++ 8.0	Peak=2.5 Mean=1.1 GSL Peak=6.6 Cephes Peak=2.5 Mean=1.1	Peak=11 Mean=2.2 GSL Peak=11 Cephes Peak=17 Mean=2.5	Peak=59 Mean=10 GSL Peak= 6×10^{11} Cephes Peak= 2×10^5
64	Red Hat Linux IA64 / G++ 3.4	Peak=7 Mean=3	Peak=117 Mean=10	Peak= 2×10^4 Mean= 6×10^3
64	SUSE Linux AMD64 / G++ 4.1	Peak=7 Mean=3	Peak=400 Mean=40	Peak= 2×10^4 Mean= 1×10^4
113	HP-UX / HP aCC 6	Peak=14 Mean=6	Peak=29 Mean=3	Peak=2700 Mean=450

Table 40. Errors Rates in `cyl_neumann`

Significand Size	Platform and Compiler	Y_0 and Y_1	Y_n (integer orders)	Y_ν (fractional orders)
53	Win32 / Visual C++ 8.0	Peak=4.7 Mean=1.7 GSL Peak=34 Mean=9 Cephes Peak=330 Mean=54	Peak=117 Mean=10 GSL Peak=500 Mean=54 Cephes Peak=923 Mean=83	Peak=800 Mean=40 GSL Peak= 1.4×10^6 Mean= 7×10^4 Cephes Peak=+INF
64	Red Hat Linux IA64 / G++ 3.4	Peak=470 Mean=56	Peak=843 Mean=51	Peak=741 Mean=51
64	SUSE Linux AMD64 / G++ 4.1	Peak=1300 Mean=424	Peak= 2×10^4 Mean= 8×10^3	Peak= 1×10^5 Mean= 6×10^3
113	HP-UX / HP aCC 6	Peak=180 Mean=63	Peak=340 Mean=150	Peak= 2×10^4 Mean=1200

Note that for large x these functions are largely dependent on the accuracy of the `std::sin` and `std::cos` functions.

Comparison to GSL and [Cephes](#) is interesting: both [Cephes](#) and this library optimise the integer order case - leading to identical results - simply using the general case is for the most part slightly more accurate though, as noted by the better accuracy of GSL in the integer argument cases. This implementation tends to perform much better when the arguments become large, [Cephes](#) in particular produces some remarkably inaccurate results with some of the test data (no significant figures correct), and even GSL performs badly with some inputs to J_ν . Note that by way of double-checking these results, the worst performing [Cephes](#) and GSL cases were recomputed using functions.wolfram.com, and the result checked against our test data: no errors in the test data were found.

Implementation

The implementation is mostly about filtering off various special cases:

When x is negative, then the order ν must be an integer or the result is a domain error. If the order is an integer then the function is odd for odd orders and even for even orders, so we reflect to $x > 0$.

When the order ν is negative then the reflection formulae can be used to move to $\nu > 0$:

$$J_{-\nu}(z) = \cos(\nu\pi)J_{\nu}(z) - \sin(\nu\pi)Y_{\nu}(z)$$

$$Y_{-\nu}(z) = \sin(\nu\pi)J_{\nu}(z) + \cos(\nu\pi)Y_{\nu}(z)$$

Note that if the order is an integer, then these formulae reduce to:

$$J_{-n} = (-1)^n J_n$$

$$Y_{-n} = (-1)^n Y_n$$

However, in general, a negative order implies that we will need to compute both J and Y .

When x is large compared to the order ν then the asymptotic expansions for large x in M. Abramowitz and I.A. Stegun, *Handbook of Mathematical Functions* 9.2.19 are used (these were found to be more reliable than those in A&S 9.2.5).

When the order ν is an integer the method first relates the result to J_0, J_1, Y_0 and Y_1 using either forwards or backwards recurrence (Miller's algorithm) depending upon which is stable. The values for J_0, J_1, Y_0 and Y_1 are calculated using the rational minimax approximations on root-bracketing intervals for small $|x|$ and Hankel asymptotic expansion for large $|x|$. The coefficients are from:

W.J. Cody, *ALGORITHM 715: SPECFUN - A Portable FORTRAN Package of Special Function Routines and Test Drivers*, ACM Transactions on Mathematical Software, vol 19, 22 (1993).

and

J.F. Hart et al, *Computer Approximations*, John Wiley & Sons, New York, 1968.

These approximations are accurate to around 19 decimal digits: therefore these methods are not used when type T has more than 64 binary digits.

When x is smaller than machine epsilon then the following approximations for $Y_0(x), Y_1(x), Y_2(x)$ and $Y_n(x)$ can be used (see: <http://functions.wolfram.com/03.03.06.0037.01>, <http://functions.wolfram.com/03.03.06.0038.01>, <http://functions.wolfram.com/03.03.06.0039.01> and <http://functions.wolfram.com/03.03.06.0040.01>):

$$Y_0(z) = \frac{2}{\pi} \left(\log\left(\frac{z}{2}\right) + \gamma \right) ; \quad z < \varepsilon$$

$$Y_1(z) = \frac{z}{\pi} \log\left(\frac{z}{2}\right) - \frac{2}{\pi z} - \frac{z}{2\pi} (1 - 2\gamma) ; \quad z < \varepsilon$$

$$Y_2 = -\frac{z^2}{8\pi} \left(\frac{3}{2} - 2\gamma \right) - \frac{4}{\pi z^2} + \frac{z^2}{4\pi} \log\left(\frac{z}{2}\right) ; \quad z < \varepsilon$$

$$Y_n(z) = -(n-1)! \left(\frac{z}{2} \right)^{-n} ; \quad z < \varepsilon \quad n > 2$$

When x is small compared to ν and ν is not an integer, then the following series approximation can be used for $Y_{\nu}(x)$, this is also an area where other approximations are often too slow to converge to be used (see <http://functions.wolfram.com/03.03.06.0034.01>):

$$Y_{\nu}(z) = -\frac{\Gamma(\nu)}{\pi} \sum_{k=0}^{\infty} \frac{(-1)^k \left(\frac{z}{2}\right)^{2k-\nu}}{(1-\nu)_k k!} - \frac{\Gamma(-\nu) \cos(\nu\pi)}{\pi} \sum_{k=0}^{\infty} \frac{(-1)^k \left(\frac{z}{2}\right)^{2k+\nu}}{(\nu+1)_k k!} ; \quad \nu$$

When x is small compared to ν , $J_{\nu}x$ is best computed directly from the series:

$$J_\nu(z) = \left(\frac{1}{2}z\right)^\nu \sum_{k=0}^{\infty} \frac{\left(-\frac{1}{4}z^2\right)^k}{k! \Gamma(\nu + k + 1)}$$

In the general case we compute J_ν and Y_ν simultaneously.

To get the initial values, let $\mu = \nu - \text{floor}(\nu + 1/2)$, then μ is the fractional part of ν such that $|\mu| \leq 1/2$ (we need this for convergence later). The idea is to calculate $J_\mu(x)$, $J_{\mu+1}(x)$, $Y_\mu(x)$, $Y_{\mu+1}(x)$ and use them to obtain $J_\nu(x)$, $Y_\nu(x)$.

The algorithm is called Steed's method, which needs two continued fractions as well as the Wronskian:

$$W = J_\nu(z)Y'_\nu(z) - Y_\nu(z)J'_\nu(z) = Y_\nu(z)J_{\nu+1}(z) - J_\nu(z)Y_{\nu+1}(z) = \frac{2}{\pi z}$$

$$\text{CF1} : f_\nu = \frac{J_{\nu+1}}{J_\nu} = \frac{1}{\frac{2(\nu+1)}{x} - \frac{1}{\frac{2(\nu+2)}{x} - \dots}}$$

$$\text{CF2} : p + iq = \frac{J'_\nu + iY'_\nu}{J_\nu + iY_\nu} = \left(i - \frac{1}{2x}\right) + \frac{i}{x} \left[\frac{\left(\frac{1}{2}\right)^2 - \nu^2}{2(x+i) + \frac{\left(\frac{3}{2}\right)^2 - \nu^2}{2(x+2i) + \dots}} \right]$$

See: F.S. Acton, *Numerical Methods that Work*, The Mathematical Association of America, Washington, 1997.

The continued fractions are computed using the modified Lentz's method (W.J. Lentz, *Generating Bessel functions in Mie scattering calculations using continued fractions*, Applied Optics, vol 15, 668 (1976)). Their convergence rates depend on x , therefore we need different strategies for large x and small x .

$x > \nu$, CF1 needs $O(x)$ iterations to converge, CF2 converges rapidly

$x \leq \nu$, CF1 converges rapidly, CF2 fails to converge when $x \rightarrow 0$

When x is large ($x > 2$), both continued fractions converge (CF1 may be slow for really large x). J_μ , $J_{\mu+1}$, Y_μ , $Y_{\mu+1}$ can be calculated by

$$\begin{aligned} J_\mu &= \pm \left(\frac{W}{q + \gamma(p - f_\mu)} \right)^{\frac{1}{2}} \\ J_{\mu+1} &= J_\mu \left(\frac{\mu}{x} - f_\mu \right) \\ Y_\mu &= \gamma J_\mu \\ Y_{\mu+1} &= Y_\mu \left(\frac{\mu}{x} - p - \frac{q}{\gamma} \right) \end{aligned}$$

where

$$\gamma = \frac{p - f_\mu}{q}$$

J_ν and Y_μ are then calculated using backward (Miller's algorithm) and forward recurrence respectively.

When x is small ($x \leq 2$), CF2 convergence may fail (but CF1 works very well). The solution here is Temme's series:

$$\begin{aligned} Y_\mu &= - \sum_{k=0}^{\infty} c_k g_k \\ Y_{\mu+1} &= - \frac{2}{x} \sum_{k=0}^{\infty} c_k h_k \end{aligned}$$

where

$$c_k = \frac{1}{k!} \left(-\frac{x^2}{4} \right)^k$$

g_k and h_k are also computed by recursions (involving gamma functions), but the formulas are a little complicated, readers are referred to N.M. Temme, *On the numerical evaluation of the ordinary Bessel function of the second kind*, Journal of Computational Physics, vol 21, 343 (1976). Note Temme's series converge only for $|\mu| \leq 1/2$.

As the previous case, Y_ν is calculated from the forward recurrence, so is $Y_{\nu+1}$. With these two values and f_ν , the Wronskian yields $J_\nu(x)$ directly without backward recurrence.

Finding Zeros of Bessel Functions of the First and Second Kinds

Synopsis

```
#include <boost/math/special_functions/bessel.hpp>
```

Functions for obtaining both a single zero or root of the Bessel function, and placing multiple zeros into a container like `std::vector` by providing an output iterator.

The signature of the single value functions are:

```
template <class T>
T cyl_bessel_j_zero(
    T v,           // Floating-point value for Jv.
    int m);        // 1-based index of zero.

template <class T>
T cyl_neumann_zero(
    T v,           // Floating-point value for Jv.
    int m);        // 1-based index of zero.
```

and for multiple zeros:

```
template <class T, class OutputIterator>
OutputIterator cyl_bessel_j_zero(
    T v,           // Floating-point value for Jv.
    int start_index, // 1-based index of first zero.
    unsigned number_of_zeros, // How many zeros to generate.
    OutputIterator out_it); // Destination for zeros.

template <class T, class OutputIterator>
OutputIterator cyl_neumann_zero(
    T v,           // Floating-point value for Jv.
    int start_index, // 1-based index of zero.
    unsigned number_of_zeros, // How many zeros to generate
    OutputIterator out_it); // Destination for zeros.
```

There are also versions which allow control of the [Policies](#) for error handling and precision.


```

template <class T>
T cyl_bessel_j_zero(
    T v,                // Floating-point value for Jv.
    int m,              // 1-based index of zero.
    const Policy&);     // Policy to use.

template <class T>
T cyl_neumann_zero(
    T v,                // Floating-point value for Jv.
    int m,              // 1-based index of zero.
    const Policy&);     // Policy to use.

template <class T, class OutputIterator>
OutputIterator cyl_bessel_j_zero(
    T v,                // Floating-point value for Jv.
    int start_index,    // 1-based index of first zero.
    unsigned number_of_zeros, // How many zeros to generate.
    OutputIterator out_it, // Destination for zeros.
    const Policy& pol);  // Policy to use.

template <class T, class OutputIterator>
OutputIterator cyl_neumann_zero(
    T v,                // Floating-point value for Jv.
    int start_index,    // 1-based index of zero.
    unsigned number_of_zeros, // How many zeros to generate.
    OutputIterator out_it, // Destination for zeros.
    const Policy& pol);  // Policy to use.

```

Description

Every real order v cylindrical Bessel and Neumann functions have an infinite number of zeros on the positive real axis. The real zeros on the positive real axis can be found by solving for the roots of

$$J_v(j_{v,m}) = 0$$

$$Y_v(y_{v,m}) = 0$$

Here, $j_{v,m}$ represents the m^{th} root of the cylindrical Bessel function of order v , and $y_{v,m}$ represents the m^{th} root of the cylindrical Neumann function of order v .

The zeros or roots (values of x where the function crosses the horizontal $y = 0$ axis) of the Bessel and Neumann functions are computed by two functions, `cyl_bessel_j_zero` and `cyl_neumann_zero`.

In each case the index or rank of the zero returned is 1-based, which is to say:

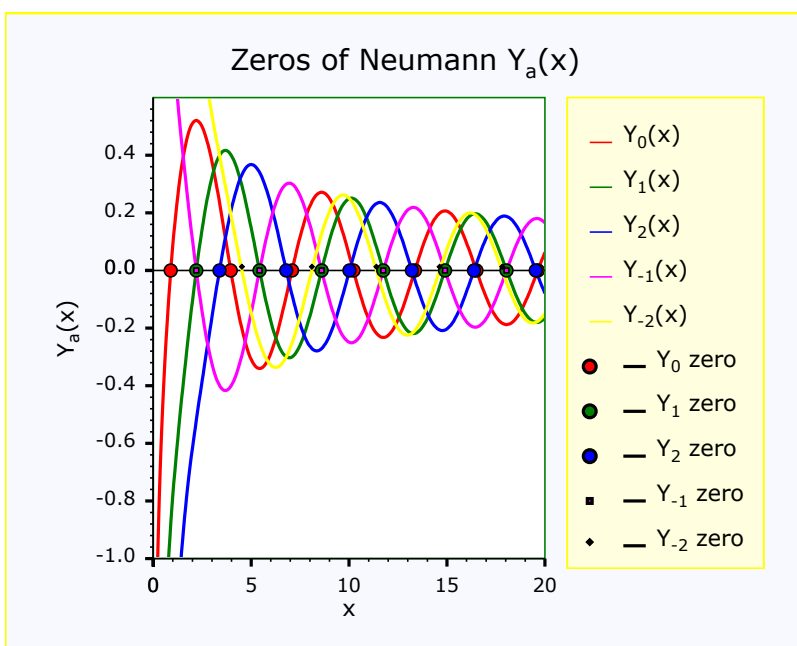
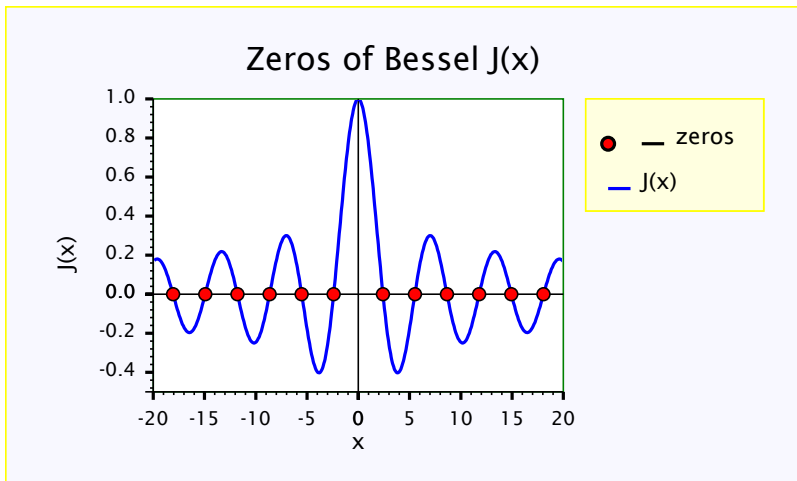
```
cyl_bessel_j_zero(v, 1);
```

returns the first zero of Bessel J.

Passing an `start_index <= 0` results in a `std::domain_error` being raised.

For certain parameters, however, the zero'th root is defined and it has a value of zero. For example, the zero'th root of $J_{\text{sub } v}(x)$ is defined and it has a value of zero for all values of $v > 0$ and for negative integer values of $v = -n$. Similar cases are described in the implementation details below.

The order v of J can be positive, negative and zero for the `cyl_bessel_j` and `cyl_neumann` functions, but not infinite nor NaN.



Examples of finding Bessel and Neumann zeros

This example demonstrates calculating zeros of the Bessel and Neumann functions. It also shows how Boost.Math and Boost.Multi-precision can be combined to provide a many decimal digit precision. For 50 decimal digit precision we need to include

```
#include <boost/multiprecision/cpp_dec_float.hpp>
```

and a typedef for float_type may be convenient (allowing a quick switch to re-compute at built-in double or other precision)

```
typedef boost::multiprecision::cpp_dec_float_50 float_type;
```

To use the functions for finding zeros of the functions we need

```
#include <boost/math/special_functions/bessel.hpp>
```

This file includes the forward declaration signatures for the zero-finding functions:

```
// #include <boost/math/special_functions/math_fwd.hpp>
```

but more details are in the full documentation, for example at [Boost.Math Bessel functions](#).

This example shows obtaining both a single zero of the Bessel function, and then placing multiple zeros into a container like `std::vector` by providing an iterator.



Tip

It is always wise to place code using Boost.Math inside try'n'catch blocks; this will ensure that helpful error messages are shown when exceptional conditions arise.

First, evaluate a single Bessel zero.

The precision is controlled by the float-point type of template parameter `T` of `v` so this example has double precision, at least 15 but up to 17 decimal digits (for the common 64-bit double).

```
// double root = boost::math::cyl_bessel_j_zero(0.0, 1);
// // Displaying with default precision of 6 decimal digits:
// std::cout << "boost::math::cyl_bessel_j_zero(0.0, 1) " << root << std::endl; // 2.40483
// // And with all the guaranteed (15) digits:
// std::cout.precision(std::numeric_limits<double>::digits10);
// std::cout << "boost::math::cyl_bessel_j_zero(0.0, 1) " << root << std::endl; // ↵
2.4048255769577
```

But note that because the parameter `v` controls the precision of the result, `v` **must be a floating-point type**. So if you provide an integer type, say 0, rather than 0.0, then it will fail to compile thus:

```
root = boost::math::cyl_bessel_j_zero(0, 1);
```

with this error message

```
error C2338: Order must be a floating-point type.
```

Optionally, we can use a policy to ignore errors, C-style, returning some value, perhaps infinity or NaN, or the best that can be done. (See [user error handling](#)).

To create a (possibly unwise!) policy `ignore_all_policy` that ignores all errors:

```
typedef boost::math::policies::policy<
    boost::math::policies::domain_error<boost::math::policies::ignore_error>,
    boost::math::policies::overflow_error<boost::math::policies::ignore_error>,
    boost::math::policies::underflow_error<boost::math::policies::ignore_error>,
    boost::math::policies::denorm_error<boost::math::policies::ignore_error>,
    boost::math::policies::pole_error<boost::math::policies::ignore_error>,
    boost::math::policies::evaluation_error<boost::math::policies::ignore_error>
    > ignore_all_policy;
```

Examples of use of this `ignore_all_policy` are

```
double inf = std::numeric_limits<double>::infinity();
double nan = std::numeric_limits<double>::quiet_NaN();

double dodgy_root = boost::math::cyl_bessel_j_zero(-1.0, 1, ignore_all_policy());
std::cout << "boost::math::cyl_bessel_j_zero(-1.0, 1) " << dodgy_root << std::endl; // 1.#QNAN
double inf_root = boost::math::cyl_bessel_j_zero(inf, 1, ignore_all_policy());
std::cout << "boost::math::cyl_bessel_j_zero(inf, 1) " << inf_root << std::endl; // 1.#QNAN
double nan_root = boost::math::cyl_bessel_j_zero(nan, 1, ignore_all_policy());
std::cout << "boost::math::cyl_bessel_j_zero(nan, 1) " << nan_root << std::endl; // 1.#QNAN
```

Another version of `cyl_bessel_j_zero` allows calculation of multiple zeros with one call, placing the results in a container, often `std::vector`. For example, generate and display the first five double roots of J_v for integral order 2, as column $J_2(x)$ in table 1 of [Wolfram Bessel Function Zeros](#).

```
unsigned int n_roots = 5U;
std::vector<double> roots;
boost::math::cyl_bessel_j_zero(2.0, 1, n_roots, std::back_inserter(roots));
std::copy(roots.begin(),
          roots.end(),
          std::ostream_iterator<double>(std::cout, "\n"));
```

Or we can use `Boost.Multiprecision` to generate 50 decimal digit roots of J_v for non-integral order $v = 71/19 \approx 3.736842$, expressed as an exact-integer fraction to generate the most accurate value possible for all floating-point types.

We set the precision of the output stream, and show trailing zeros to display a fixed 50 decimal digits.

```
std::cout.precision(std::numeric_limits<float_type>::digits10); // 50 decimal digits.
std::cout << std::showpoint << std::endl; // Show trailing zeros.

float_type x = float_type(71) / 19;
float_type r = boost::math::cyl_bessel_j_zero(x, 1); // 1st root.
std::cout << "x = " << x << ", r = " << r << std::endl;

r = boost::math::cyl_bessel_j_zero(x, 20U); // 20th root.
std::cout << "x = " << x << ", r = " << r << std::endl;

std::vector<float_type> zeros;
boost::math::cyl_bessel_j_zero(x, 1, 3, std::back_inserter(zeros));

std::cout << "cyl_bessel_j_zeros" << std::endl;
// Print the roots to the output stream.
std::copy(zeros.begin(), zeros.end(),
          std::ostream_iterator<float_type>(std::cout, "\n"));
```

Using Output Iterator to sum zeros of Bessel Functions

This example demonstrates summing zeros of the Bessel functions. To use the functions for finding zeros of the functions we need

```
#include <boost/math/special_functions/bessel.hpp>
```

We use the `cyl_bessel_j_zero` output iterator parameter `out_it` to create a sum of $1/zeros^2$ by defining a custom output iterator:

```

template <class T>
struct output_summation_iterator
{
    output_summation_iterator(T* p) : p_sum(p)
    {}
    output_summation_iterator& operator*()
    { return *this; }
    output_summation_iterator& operator++()
    { return *this; }
    output_summation_iterator& operator++(int)
    { return *this; }
    output_summation_iterator& operator = (T const& val)
    {
        *p_sum += 1./ (val * val); // Summing 1/zero^2.
        return *this;
    }
private:
    T* p_sum;
};

```

The sum is calculated for many values, converging on the analytical exact value of $1/8$.

```

using boost::math::cyl_bessel_j_zero;
double nu = 1.;
double sum = 0;
output_summation_iterator<double> it(&sum); // sum of 1/zeros^2
cyl_bessel_j_zero(nu, 1, 10000, it);

double s = 1/(4 * (nu + 1)); // 0.125 = 1/8 is exact analytical solution.
std::cout << std::setprecision(6) << "nu = " << nu << ", sum = " << sum
    << ", exact = " << s << std::endl;
// nu = 1.00000, sum = 0.124990, exact = 0.125000

```

Calculating zeros of the Neumann function.

This example also shows how Boost.Math and Boost.Multiprecision can be combined to provide a many decimal digit precision. For 50 decimal digit precision we need to include

```
#include <boost/multiprecision/cpp_dec_float.hpp>
```

and a typedef for float_type may be convenient (allowing a quick switch to re-compute at built-in double or other precision)

```
typedef boost::multiprecision::cpp_dec_float_50 float_type;
```

To use the functions for finding zeros of the `cyl_neumann` function we need:

```
#include <boost/math/special_functions/bessel.hpp>
```

The Neumann (Bessel Y) function zeros are evaluated very similarly:

```
using boost::math::cyl_neumann_zero;
double zn = cyl_neumann_zero(2., 1);
std::cout << "cyl_neumann_zero(2., 1) = " << zn << std::endl;

std::vector<float> nzeros(3); // Space for 3 zeros.
cyl_neumann_zero<float>(2.F, 1, nzeros.size(), nzeros.begin());

std::cout << "cyl_neumann_zero<float>(2.F, 1, ";
// Print the zeros to the output stream.
std::copy(nzeros.begin(), nzeros.end(),
          std::ostream_iterator<float>(std::cout, ", "));

std::cout << "\n" << "cyl_neumann_zero(static_cast<float_type>(220)/100, 1) = "
          << cyl_neumann_zero(static_cast<float_type>(220)/100, 1) << std::endl;
// 3.6154383428745996706772556069431792744372398748422
```

Error messages from 'bad' input

Another example demonstrates calculating zeros of the Bessel functions showing the error messages from 'bad' input is handled by throwing exceptions.

To use the functions for finding zeros of the functions we need:

```
#include <boost/math/special_functions/bessel.hpp>
#include <boost/math/special_functions/airy.hpp>
```



Tip

It is always wise to place all code using Boost.Math inside try'n'catch blocks; this will ensure that helpful error messages can be shown when exceptional conditions arise.

Examples below show messages from several 'bad' arguments that throw a `domain_error` exception.

```
try
{
    // Try a zero order v.
    float dodgy_root = boost::math::cyl_bessel_j_zero(0.F, 0);
    std::cout << "boost::math::cyl_bessel_j_zero(0.F, 0) " << dodgy_root << std::endl;
    // Thrown exception Error in function boost::math::cyl_bessel_j_zero<double>(double, int):
    // Requested the 0'th zero of J0, but the rank must be > 0 !
}
catch (std::exception& ex)
{
    std::cout << "Thrown exception " << ex.what() << std::endl;
}
```



Note

The type shown in the error message is the type **after promotion**, using [precision policy](#) and [internal promotion policy](#), from float to double in this case.

In this example the promotion goes:

1. Arguments are float and int.
2. Treat int "as if" it were a double, so arguments are float and double.

3. Common type is `double` - so that's the precision we want (and the type that will be returned).
4. Evaluate internally as `double` for full `float` precision.

See full code for other examples that promote from `double` to `long double`.

Other examples of 'bad' inputs like infinity and NaN are below. Some compiler warnings indicate that 'bad' values are detected at compile time.

```
try
{ // order v = inf
  std::cout << "boost::math::cyl_bessel_j_zero(inf, 1) " << std::endl;
  double inf = std::numeric_limits<double>::infinity();
  double inf_root = boost::math::cyl_bessel_j_zero(inf, 1);
  std::cout << "boost::math::cyl_bessel_j_zero(inf, 1) " << inf_root << std::endl;
  // Throw exception Error in function boost::math::cyl_bessel_j_zero<long double>(long double, ↵
  unsigned):
  // Order argument is 1.#INF, but must be finite >= 0 !
}
catch (std::exception& ex)
{
  std::cout << "Thrown exception " << ex.what() << std::endl;
}

try
{ // order v = NaN, rank m = 1
  std::cout << "boost::math::cyl_bessel_j_zero(nan, 1) " << std::endl;
  double nan = std::numeric_limits<double>::quiet_NaN();
  double nan_root = boost::math::cyl_bessel_j_zero(nan, 1);
  std::cout << "boost::math::cyl_bessel_j_zero(nan, 1) " << nan_root << std::endl;
  // Throw exception Error in function boost::math::cyl_bessel_j_zero<long double>(long double, ↵
  unsigned):
  // Order argument is 1.#QNAN, but must be finite >= 0 !
}
catch (std::exception& ex)
{
  std::cout << "Thrown exception " << ex.what() << std::endl;
}
```

The output from other examples are shown appended to the full code listing.

The full code (and output) for these examples is at [Bessel zeros](#), [Bessel zeros iterator](#), [Neumann zeros](#), [Bessel error messages](#).

Implementation

Various methods are used to compute initial estimates for $j_{\nu, m}$ and $y_{\nu, m}$; these are described in detail below.

After finding the initial estimate of a given root, its precision is subsequently refined to the desired level using Newton-Raphson iteration from Boost.Math's [root-finding with derivatives](#) utilities combined with the functions [cyl_bessel_j](#) and [cyl_neumann](#).

Newton iteration requires both $J_{\nu}(x)$ or $Y_{\nu}(x)$ as well as its derivative. The derivatives of $J_{\nu}(x)$ and $Y_{\nu}(x)$ with respect to x are given by M. Abramowitz and I. A. Stegun, Handbook of Mathematical Functions, NBS (1964). In particular,

$$d/dx J_{\nu}(x) = J_{\nu-1}(x) - \nu J_{\nu}(x) / x$$

$$d/dx Y_{\nu}(x) = Y_{\nu-1}(x) - \nu Y_{\nu}(x) / x$$

Enumeration of the rank of a root (in other words the index of a root) begins with one and counts up, in other words $m=1,2,3,\dots$. The value of the first root is always greater than zero.

For certain special parameters, cylindrical Bessel functions and cylindrical Neumann functions have a root at the origin. For example, $J_\nu(x)$ has a root at the origin for every positive order $\nu > 0$, and for every negative integer order $\nu = -n$ with $n \in \mathbb{N}^+$ and $n \neq 0$.

In addition, $Y_\nu(x)$ has a root at the origin for every negative half-integer order $\nu = -n/2$, with $n \in \mathbb{N}^+$ and $n \neq 0$.

For these special parameter values, the origin with a value of $x = 0$ is provided as the 0^{th} root generated by `cyl_bessel_j_zero()` and `cyl_neumann_zero()`.

When calculating initial estimates for the roots of Bessel functions, a distinction is made between positive order and negative order, and different methods are used for these. In addition, different algorithms are used for the first root $m = 1$ and for subsequent roots with higher rank $m \geq 2$. Furthermore, estimates of the roots for Bessel functions with order above and below a cutoff at $\nu = 2.2$ are calculated with different methods.

Calculations of the estimates of $j_{\nu,1}$ and $y_{\nu,1}$ with $0 \leq \nu < 2.2$ use empirically tabulated values. The coefficients for these have been generated by a computer algebra system.

Calculations of the estimates of $j_{\nu,1}$ and $y_{\nu,1}$ with $\nu \geq 2.2$ use Eqs.9.5.14 and 9.5.15 in M. Abramowitz and I. A. Stegun, Handbook of Mathematical Functions, NBS (1964).

In particular,

$$j_{\nu,1} \cong \nu + 1.85575 \nu + 1.033150 \nu^{-1} - 0.00397 \nu^{-1} - 0.0908 \nu^{5/3} + 0.043 \nu^{7/3} + \dots$$

and

$$y_{\nu,1} \cong \nu + 0.93157 \nu + 0.26035 \nu^{-1} + 0.01198 \nu^{-1} - 0.0060 \nu^{5/3} - 0.001 \nu^{7/3} + \dots$$

Calculations of the estimates of $j_{\nu,m}$ and $y_{\nu,m}$ with rank $m > 2$ and $0 \leq \nu < 2.2$ use McMahon's approximation, as described in M. Abramowitz and I. A. Stegun, Section 9.5 and 9.5.12. In particular,

$$\begin{aligned} j_{\nu,m} y_{\nu,m} &\cong \beta - (\mu - 1) / 8\beta \\ &- 4(\mu - 1)(7\mu - 31) / 3(8\beta)^3 \\ &- 32(\mu - 1)(83\mu^2 - 982\mu + 3779) / 15(8\beta)^5 \\ &- 64(\mu - 1)(6949\mu^3 - 153855\mu^2 + 1585743\mu - 6277237) / 105(8\beta)^7 \\ &- \dots \quad (5) \end{aligned}$$

where $\mu = 4\nu^2$ and $\beta = (m + \frac{1}{2}\nu - \frac{1}{4})\pi$ for $j_{\nu,m}$ and $\beta = (m + \frac{1}{2}\nu - \frac{3}{4})\pi$ for $y_{\nu,m}$.

Calculations of the estimates of $j_{\nu,m}$ and $y_{\nu,m}$ with $\nu \geq 2.2$ use one term in the asymptotic expansion given in Eq.9.5.22 and top line of Eq.9.5.26 combined with Eq. 9.3.39, all in M. Abramowitz and I. A. Stegun, Handbook of Mathematical Functions, NBS (1964) explicit and easy-to-understand treatment for asymptotic expansion of zeros. The latter two equations are expressed for argument (x) greater than one. (Olver also gives the series form of the equations in §10.21(vi) McMahon's Asymptotic Expansions for Large Zeros - using slightly different variable names).

In summary,

$$j_{\nu,m} \sim \nu x(-\zeta) + f_1(-\zeta/\nu)$$

where $-\zeta = \nu^{2/3} a_m$ and a_m is the absolute value of the m^{th} root of $Ai(x)$ on the negative real axis.

Here $x = x(-\zeta)$ is the inverse of the function

$$(-\zeta)^{3/2} = \sqrt{x^2 - 1} - \cos^{-1}(1/x) \quad (7)$$

Furthermore,

$$f_1(-\zeta) = \frac{1}{2}x(-\zeta) \{h(-\zeta)\}^2 \cdot b_0(-\zeta)$$

where

$$h(-\zeta) = \{4(-\zeta) / (x^2 - 1)\}^4$$

and

$$b_0(-\zeta) = -5/(48\zeta^2) + 1/(-\zeta)^{1/2} \cdot \{5/(24(x^2-1)^{3/2}) + 1/(8(x^2-1)^{1/2})\}$$

When solving for $x(-\zeta)$ in Eq. 7 above, the right-hand-side is expanded to order 2 in a Taylor series for large x . This results in

$$(-\zeta)^{3/2} \approx x + 1/2x - \pi/2$$

The positive root of the resulting quadratic equation is used to find an initial estimate $x(-\zeta)$. This initial estimate is subsequently refined with several steps of Newton-Raphson iteration in Eq. 7.

Estimates of the roots of cylindrical Bessel functions of negative order on the positive real axis are found using interlacing relations. For example, the m^{th} root of the cylindrical Bessel function $j_{-v,m}$ is bracketed by the m^{th} root and the $(m+1)^{\text{th}}$ root of the Bessel function of corresponding positive integer order. In other words,

$$j_{nv,m} < j_{-v,m} < j_{nv,m+1}$$

where $m > 1$ and n_v represents the integral floor of the absolute value of $-v/$.

Similar bracketing relations are used to find estimates of the roots of Neumann functions of negative order, whereby a discontinuity at every negative half-integer order needs to be handled.

Bracketing relations do not hold for the first root of cylindrical Bessel functions and cylindrical Neumann functions with negative order. Therefore, iterative algorithms combined with root-finding via bisection are used to localize $j_{-v,1}$ and $y_{-v,1}$.

Testing

The precision of evaluation of zeros was tested at 50 decimal digits using `cpp_dec_float_50` and found identical with spot values computed by [Wolfram Alpha](#).

Modified Bessel Functions of the First and Second Kinds

Synopsis

```
#include <boost/math/special_functions/bessel.hpp>
```

```
template <class T1, class T2>
calculated-result-type cyl_bessel_i(T1 v, T2 x);

template <class T1, class T2, class Policy>
calculated-result-type cyl_bessel_i(T1 v, T2 x, const Policy&);

template <class T1, class T2>
calculated-result-type cyl_bessel_k(T1 v, T2 x);

template <class T1, class T2, class Policy>
calculated-result-type cyl_bessel_k(T1 v, T2 x, const Policy&);
```

Description

The functions `cyl_bessel_i` and `cyl_bessel_k` return the result of the modified Bessel functions of the first and second kind respectively:

$$\text{cyl_bessel_i}(v, x) = I_v(x)$$

$$\text{cyl_bessel_k}(v, x) = K_v(x)$$

where:

$$I_\nu(z) = \left(\frac{1}{2}z\right)^\nu \sum_{k=0}^{\infty} \frac{\left(\frac{1}{4}z^2\right)^k}{k! \Gamma(\nu + k + 1)}$$

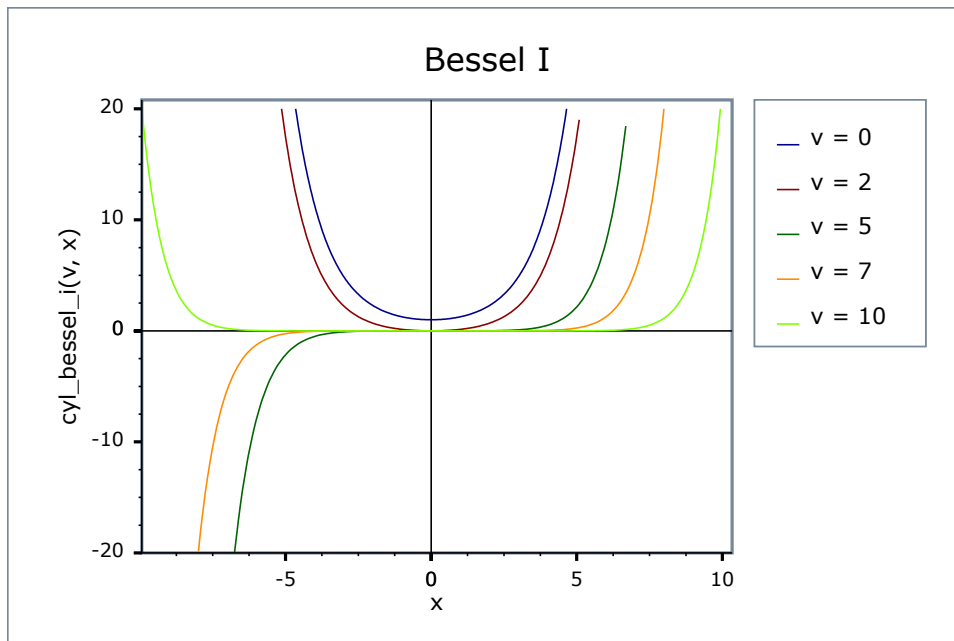
$$K_\nu(z) = \frac{\pi}{2} \frac{I_{-\nu}(z) - I_\nu(z)}{\sin(\nu\pi)}$$

The return type of these functions is computed using the [result type calculation rules](#) when T1 and T2 are different types. The functions are also optimised for the relatively common case that T1 is an integer.

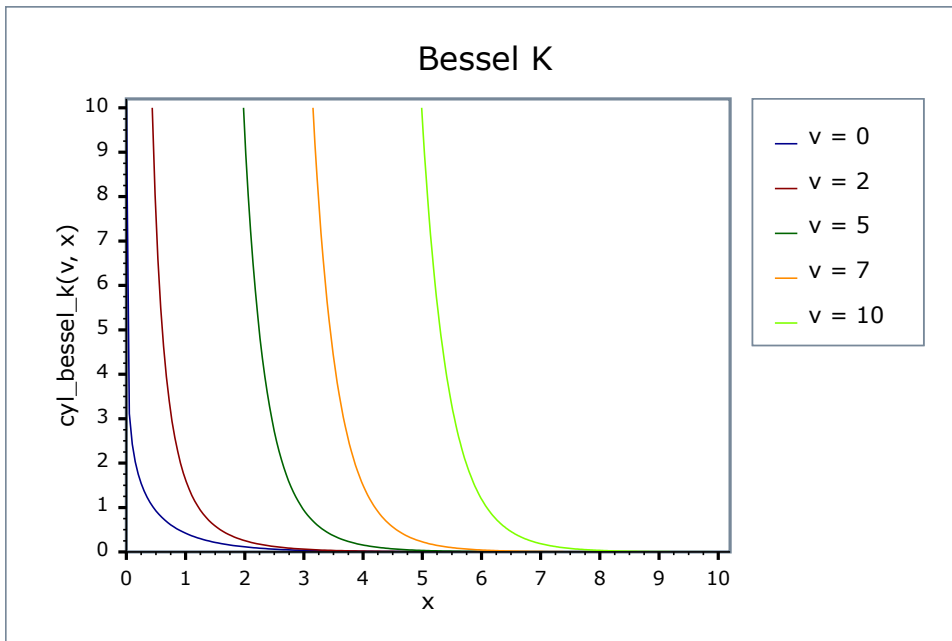
The final [Policy](#) argument is optional and can be used to control the behaviour of the function: how it handles errors, what level of precision to use etc. Refer to the [policy documentation for more details](#).

The functions return the result of [domain_error](#) whenever the result is undefined or complex. For [cyl_bessel_j](#) this occurs when $x < 0$ and ν is not an integer, or when $x == 0$ and $\nu \neq 0$. For [cyl_neumann](#) this occurs when $x \leq 0$.

The following graph illustrates the exponential behaviour of I_ν .



The following graph illustrates the exponential decay of K_ν .



Testing

There are two sets of test values: spot values calculated using functions.wolfram.com, and a much larger set of tests computed using a simplified version of this implementation (with all the special case handling removed).

Accuracy

The following tables show how the accuracy of these functions varies on various platforms, along with a comparison to the [GSL-1.9](#) library. Note that only results for the widest floating-point type on the system are given, as narrower types have [effectively zero error](#). All values are relative errors in units of epsilon.

Table 41. Errors Rates in cyl_bessel_i

Significant Size	Platform and Compiler	I_v
53	Win32 / Visual C++ 8.0	Peak=10 Mean=3.4 GSL Peak=6000
64	Red Hat Linux IA64 / G++ 3.4	Peak=11 Mean=3
64	SUSE Linux AMD64 / G++ 4.1	Peak=11 Mean=4
113	HP-UX / HP aCC 6	Peak=15 Mean=4

Table 42. Errors Rates in cyl_bessel_k

Significand Size	Platform and Compiler	K_v
53	Win32 / Visual C++ 8.0	Peak=9 Mean=2 GSL Peak=9
64	Red Hat Linux IA64 / G++ 3.4	Peak=10 Mean=2
64	SUSE Linux AMD64 / G++ 4.1	Peak=10 Mean=2
113	HP-UX / HP aCC 6	Peak=12 Mean=5

Implementation

The following are handled as special cases first:

When computing I_v for $x < 0$, then v must be an integer or a domain error occurs. If v is an integer, then the function is odd if v is odd and even if v is even, and we can reflect to $x > 0$.

For I_v with v equal to 0, 1 or 0.5 are handled as special cases.

The 0 and 1 cases use minimax rational approximations on finite and infinite intervals. The coefficients are from:

- J.M. Blair and C.A. Edwards, *Stable rational minimax approximations to the modified Bessel functions $I_0(x)$ and $I_1(x)$* , Atomic Energy of Canada Limited Report 4928, Chalk River, 1974.
- S. Moshier, *Methods and Programs for Mathematical Functions*, Ellis Horwood Ltd, Chichester, 1989.

While the 0.5 case is a simple trigonometric function:

$$I_{0.5}(x) = \sqrt{2 / \pi x} * \sinh(x)$$

For K_v with v an integer, the result is calculated using the recurrence relation:

$$K_{v+1}(z) = \frac{2v}{z} K_v(z) + K_{v-1}(z)$$

starting from K_0 and K_1 which are calculated using rational the approximations above. These rational approximations are accurate to around 19 digits, and are therefore only used when T has no more than 64 binary digits of precision.

When x is small compared to v , $I_v x$ is best computed directly from the series:

$$I_v(x) = \sum_{k=0}^{\infty} \frac{1}{\Gamma(k+v+1)k!} \left(\frac{x}{2}\right)^{2k+v}$$

In the general case, we first normalize v to $[0, [\inf])$ with the help of the reflection formulae:

$$I_{-v}(z) = I_v(z) + \frac{2}{\pi} \sin(v\pi) K_v(z)$$

$$K_{-v}(z) = K_v(z)$$

Let $\mu = v - \text{floor}(v + 1/2)$, then μ is the fractional part of v such that $|\mu| \leq 1/2$ (we need this for convergence later). The idea is to calculate $K_\mu(x)$ and $K_{\mu+1}(x)$, and use them to obtain $I_v(x)$ and $K_v(x)$.

The algorithm is proposed by Temme in N.M. Temme, *On the numerical evaluation of the modified Bessel function of the third kind*, Journal of Computational Physics, vol 19, 324 (1975), which needs two continued fractions as well as the Wronskian:

$$\text{CF1} : f_v = \frac{I_{v+1}}{I_v} = \frac{1}{\frac{2(v+1)}{x} + \frac{1}{\frac{2(v+2)}{x} + \dots}}$$

$$\text{CF2} : \frac{z_1}{z_0} = \frac{1}{2(x+1) + \frac{v^2 - (\frac{3}{2})^2}{2(x+2)} + \frac{v^2 - (\frac{5}{2})^2}{2(x+3)} + \dots}$$

$$W = I_v(z)K'_v(z) - K_v(z)I'_v(z) = -[I_v(z)K_{v+1}(z) + K_v(z)I_{v+1}(z)] = -\frac{1}{z}$$

The continued fractions are computed using the modified Lentz's method (W.J. Lentz, *Generating Bessel functions in Mie scattering calculations using continued fractions*, Applied Optics, vol 15, 668 (1976)). Their convergence rates depend on x , therefore we need different strategies for large x and small x .

$x > v$, CF1 needs $O(x)$ iterations to converge, CF2 converges rapidly.

$x \leq v$, CF1 converges rapidly, CF2 fails to converge when $x \rightarrow 0$.

When x is large ($x > 2$), both continued fractions converge (CF1 may be slow for really large x). K_μ and $K_{\mu+1}$ can be calculated by

$$K_\mu = \sqrt{\pi}(2x)^\mu e^{-x} z_0$$

$$K_{\mu+1} = \frac{K_\mu}{x} \left[\frac{1}{2} + \mu + x + \left(\mu^2 - \frac{1}{4} \right) \frac{z_1}{z_0} \right]$$

where

$$z_0 = \frac{1}{1 + S} \left(\frac{1}{2x} \right)^{\mu + \frac{1}{2}}$$

S is also a series that is summed along with CF2, see I.J. Thompson and A.R. Barnett, *Modified Bessel functions I_ν and K_ν of real order and complex argument to selected accuracy*, Computer Physics Communications, vol 47, 245 (1987).

When x is small ($x \leq 2$), CF2 convergence may fail (but CF1 works very well). The solution here is Temme's series:

$$K_\mu = \sum_{k=0}^{\infty} c_k f_k$$

$$K_{\mu+1} = \frac{2}{x} \sum_{k=0}^{\infty} c_k h_k$$

where

$$c_k = \frac{1}{k!} \left(\frac{x^2}{4} \right)^k$$

f_k and h_k are also computed by recursions (involving gamma functions), but the formulas are a little complicated, readers are referred to N.M. Temme, *On the numerical evaluation of the modified Bessel function of the third kind*, Journal of Computational Physics, vol 19, 324 (1975). Note: Temme's series converge only for $|\mu| \leq 1/2$.

$K_\nu(x)$ is then calculated from the forward recurrence, as is $K_{\nu+1}(x)$. With these two values and f_ν , the Wronskian yields $I_\nu(x)$ directly.

Spherical Bessel Functions of the First and Second Kinds

Synopsis

```
#include <boost/math/special_functions/bessel.hpp>
```

```
template <class T1, class T2>
calculated-result-type sph_bessel(unsigned v, T2 x);

template <class T1, class T2, class Policy>
calculated-result-type sph_bessel(unsigned v, T2 x, const Policy&);

template <class T1, class T2>
calculated-result-type sph_neumann(unsigned v, T2 x);

template <class T1, class T2, class Policy>
calculated-result-type sph_neumann(unsigned v, T2 x, const Policy&);
```

Description

The functions `sph_bessel` and `sph_neumann` return the result of the Spherical Bessel functions of the first and second kinds respectively:

$$\text{sph_bessel}(v, x) = j_v(x)$$

$$\text{sph_neumann}(v, x) = y_v(x) = n_v(x)$$

where:

$$j_n(z) = \sqrt{\frac{\pi}{2z}} J_{n+\frac{1}{2}}(z)$$

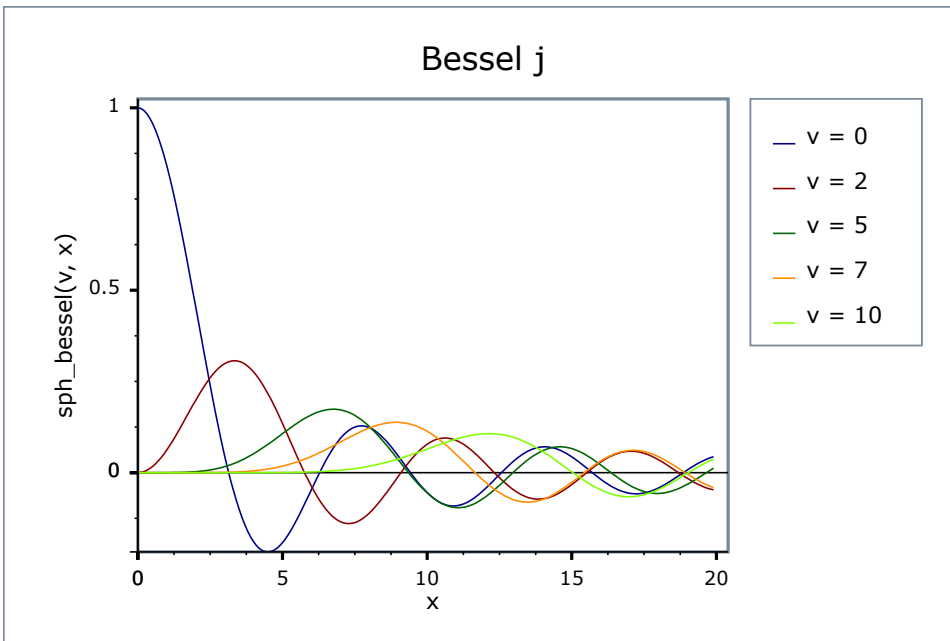
$$y_n(z) = \sqrt{\frac{\pi}{2z}} Y_{n+\frac{1}{2}}(z)$$

The return type of these functions is computed using the [result type calculation rules](#) for the single argument type T.

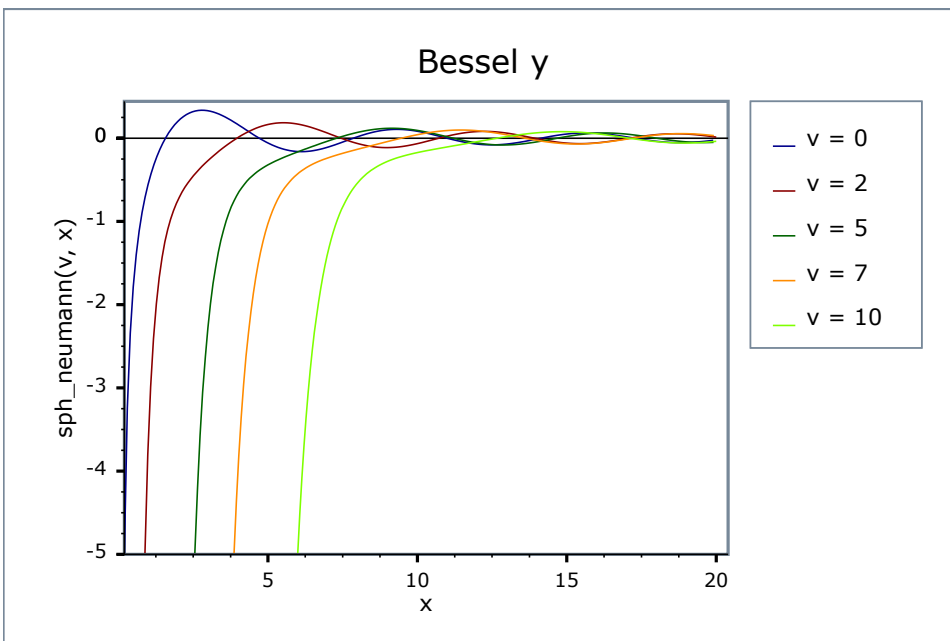
The final `Policy` argument is optional and can be used to control the behaviour of the function: how it handles errors, what level of precision to use etc. Refer to the [policy documentation for more details](#).

The functions return the result of `domain_error` whenever the result is undefined or complex: this occurs when $x < 0$.

The j_v function is cyclic like J_v but differs in its behaviour at the origin:



Likewise y_v is also cyclic for large x , but tends to $-\infty$ for small x :



Testing

There are two sets of test values: spot values calculated using functions.wolfram.com, and a much larger set of tests computed using a simplified version of this implementation (with all the special case handling removed).

Accuracy

Other than for some special cases, these functions are computed in terms of [cyl_bessel_j](#) and [cyl_neumann](#): refer to these functions for accuracy data.

Implementation

Other than error handling and a couple of special cases these functions are implemented directly in terms of their definitions:

$$j_n(z) = \sqrt{\frac{\pi}{2z}} J_{n+\frac{1}{2}}(z)$$

$$y_n(z) = \sqrt{\frac{\pi}{2z}} Y_{n+\frac{1}{2}}(z)$$

The special cases occur for:

$$j_0 = \text{sinc_pi}(x) = \sin(x) / x$$

and for small $x < 1$, we can use the series:

$$j_\nu(z) = \sqrt{\frac{\pi}{4}} \sum_{k=0}^{\infty} \frac{(-1)^k \left(\frac{z}{2}\right)^{2k+\nu}}{k! \Gamma\left(n+k+1+\frac{1}{2}\right)}$$

which neatly avoids the problem of calculating 0/0 that can occur with the main definition as $x \rightarrow 0$.

Hankel Functions

Cyclic Hankel Functions

Synopsis

```
template <class T1, class T2>
std::complex<calculated-result-type> cyl_hankel_1(T1 v, T2 x);

template <class T1, class T2, class Policy>
std::complex<calculated-result-type> cyl_hankel_1(T1 v, T2 x, const Policy&);

template <class T1, class T2>
std::complex<calculated-result-type> cyl_hankel_2(T1 v, T2 x);

template <class T1, class T2, class Policy>
std::complex<calculated-result-type> cyl_hankel_2(T1 v, T2 x, const Policy&);
```

Description

The functions `cyl_hankel_1` and `cyl_hankel_2` return the result of the [Hankel functions](#) of the first and second kind respectively:

$$\text{cyl_hankel_1}(v, x) = H_v^{(1)}(x) = J_v(x) + i Y_v(x)$$

$$\text{cyl_hankel_2}(v, x) = H_v^{(2)}(x) = J_v(x) - i Y_v(x)$$

where:

$J_v(x)$ is the Bessel function of the first kind, and $Y_v(x)$ is the Bessel function of the second kind.

The return type of these functions is computed using the [result type calculation rules](#) when T1 and T2 are different types. The functions are also optimised for the relatively common case that T1 is an integer.

The final [Policy](#) argument is optional and can be used to control the behaviour of the function: how it handles errors, what level of precision to use etc. Refer to the [policy documentation for more details](#).

Note that while the arguments to these functions are real values, the results are complex. That means that the functions can only be instantiated on types `float`, `double` and `long double`. The functions have also been extended to operate over the whole range of v and x (unlike `cyl_bessel_j` and `cyl_neumann`).

Performance

These functions are generally more efficient than two separate calls to the underlying Bessel functions as internally Bessel J and Y can be computed simultaneously.

Testing

There are just a few spot tests to exercise all the special case handling - the bulk of the testing is done on the Bessel functions upon which these are based.

Accuracy

Refer to `cyl_bessel_j` and `cyl_neumann`.

Implementation

For $x < 0$ the following reflection formulae are used:

$$J_\nu(-z) = (-z)^\nu z^{-\nu} J_\nu(z)$$

$$Y_\nu(-z) = z^\nu Y_\nu(z)(-z)^{-\nu} + ((-z)^\nu z^{-\nu} - (-z)^{-\nu} z^\nu) J_\nu(z) \cot(\pi\nu) \quad ; \quad \nu$$

$$Y_\nu(-z) = (-1)^\nu \left(Y_\nu(z) - \frac{2}{\pi} (\log(z) - \log(-z)) J_\nu(z) \right) \quad ; \quad \nu$$

Otherwise the implementation is trivially in terms of the Bessel J and Y functions.

Note however, that the Hankel functions compute the Bessel J and Y functions simultaneously, and therefore a single Hankel function call is more efficient than two Bessel function calls. The one exception is when ν is a small positive integer, in which case the usual Bessel function routines for integer order are used.

Spherical Hankel Functions

Synopsis

```
template <class T1, class T2>
std::complex<calculated-result-type> sph_hankel_1(T1 v, T2 x);

template <class T1, class T2, class Policy>
std::complex<calculated-result-type> sph_hankel_1(T1 v, T2 x, const Policy&);

template <class T1, class T2>
std::complex<calculated-result-type> sph_hankel_2(T1 v, T2 x);

template <class T1, class T2, class Policy>
std::complex<calculated-result-type> sph_hankel_2(T1 v, T2 x, const Policy&);
```

Description

The functions `sph_hankel_1` and `sph_hankel_2` return the result of the [spherical Hankel functions](#) of the first and second kind respectively:

$$h_\nu^{(1)}(x) = \sqrt{\frac{\pi}{2}} \frac{1}{\sqrt{x}} H_{\nu+\frac{1}{2}}^{(1)}(x)$$

$$h_\nu^{(2)}(x) = \sqrt{\frac{\pi}{2}} \frac{1}{\sqrt{x}} H_{\nu+\frac{1}{2}}^{(2)}(x)$$

The return type of these functions is computed using the [result type calculation rules](#) when T1 and T2 are different types. The functions are also optimised for the relatively common case that T1 is an integer.

The final `Policy` argument is optional and can be used to control the behaviour of the function: how it handles errors, what level of precision to use etc. Refer to the [policy documentation for more details](#).

Note that while the arguments to these functions are real values, the results are complex. That means that the functions can only be instantiated on types `float`, `double` and `long double`. The functions have also been extended to operate over the whole range of ν and x (unlike `cyl_bessel_j` and `cyl_neumann`).

Testing

There are just a few spot tests to exercise all the special case handling - the bulk of the testing is done on the Bessel functions upon which these are based.

Accuracy

Refer to [cyl_bessel_j](#) and [cyl_neumann](#).

Implementation

These functions are trivially implemented in terms of [cyl_hankel_1](#) and [cyl_hankel_2](#).

Airy Functions

Airy Ai Function

Synopsis

```
#include <boost/math/special_functions/airy.hpp>
```

```
namespace boost { namespace math {

    template <class T>
    calculated-result-type airy_ai(T x);

    template <class T, class Policy>
    calculated-result-type airy_ai(T x, const Policy&);

}} // namespaces
```

Description

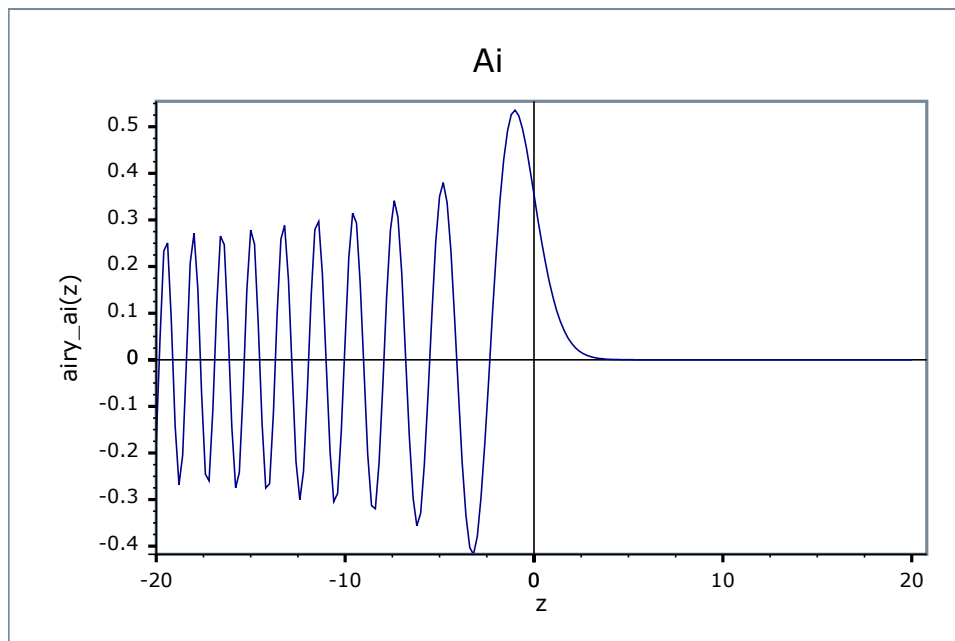
The function `airy_ai` calculates the Airy function Ai which is the first solution to the differential equation:

$$\frac{d^2 w}{dz^2} = zw \quad ; \quad w = Ai(z), Bi(z), Ai\left(ze^{\pm \frac{2\pi i}{3}}\right)$$

See Weisstein, Eric W. "Airy Functions." From MathWorld--A Wolfram Web Resource. <http://mathworld.wolfram.com/AiryFunctions.html>;

The final `Policy` argument is optional and can be used to control the behaviour of the function: how it handles errors, what level of precision to use etc. Refer to the [policy documentation for more details](#).

The following graph illustrates how this function changes as x changes: for negative x the function is cyclic, while for positive x the value tends to zero:



Accuracy

This function is implemented entirely in terms of the Bessel functions [cyl_bessel_j](#) and [cyl_bessel_k](#) - refer to those functions for detailed accuracy information.

In general though, the relative error is low (less than 100 ε) for $x > 0$ while only the absolute error is low for $x < 0$.

Testing

Since this function is implemented in terms of other special functions, there are only a few basic sanity checks, using test values from [Wolfram Airy Functions](#).

Implementation

This function is implemented in terms of the Bessel functions using the relations:

$$\begin{aligned} Ai(0) &= \frac{1}{3^{\frac{2}{3}}\Gamma(\frac{2}{3})} \\ Ai(z) &= \pi^{-1}\sqrt{\frac{z}{3}}K_{\pm\frac{1}{3}}(\zeta) \quad ; \quad \zeta = \frac{2}{3}z^{\frac{2}{3}} \\ Ai(-z) &= \left(\frac{\sqrt{z}}{3}\right)\left(J_{\frac{1}{3}}(\zeta) + J_{-\frac{1}{3}}(\zeta)\right) \end{aligned}$$

Airy Bi Function

Synopsis

```
#include <boost/math/special_functions/airy.hpp>
```

```
namespace boost { namespace math {

    template <class T>
    calculated-result-type airy_bi(T x);

    template <class T, class Policy>
    calculated-result-type airy_bi(T x, const Policy&);

}} // namespaces
```

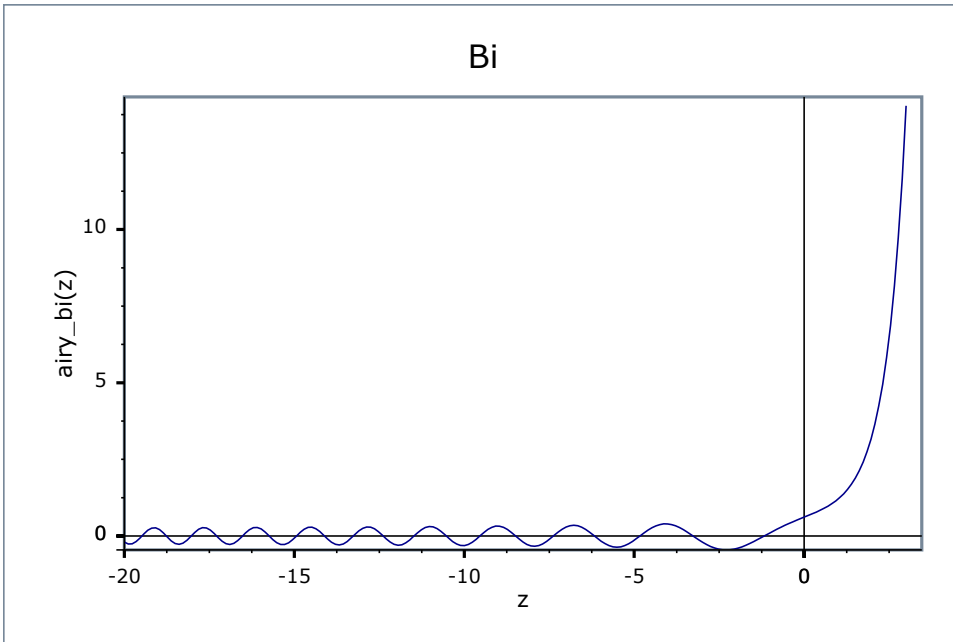
Description

The function [airy_bi](#) calculates the Airy function Bi which is the second solution to the differential equation:

$$\frac{d^2w}{dz^2} = zw \quad ; \quad w = Ai(z), Bi(z), Ai\left(ze^{\pm\frac{2\pi i}{3}}\right)$$

The final [Policy](#) argument is optional and can be used to control the behaviour of the function: how it handles errors, what level of precision to use etc. Refer to the [policy documentation for more details](#).

The following graph illustrates how this function changes as x changes: for negative x the function is cyclic, while for positive x the value tends to infinity:



Accuracy

This function is implemented entirely in terms of the Bessel functions [cyl_bessel_i](#) and [cyl_bessel_j](#) - refer to those functions for detailed accuracy information.

In general though, the relative error is low (less than 100 ϵ) for $x > 0$ while only the absolute error is low for $x < 0$.

Testing

Since this function is implemented in terms of other special functions, there are only a few basic sanity checks, using test values from functions.wolfram.com.

Implementation

This function is implemented in terms of the Bessel functions using the relations:

$$Bi(0) = \frac{1}{3^{1/6} \Gamma(\frac{2}{3})}$$

$$Bi(z) = \sqrt{\frac{z}{3}} \left(I_{\frac{1}{3}}(\zeta) + I_{-\frac{1}{3}}(\zeta) \right) \quad ; \quad \zeta = \frac{2}{3} z^{\frac{2}{3}}$$

$$Bi(-z) = \sqrt{\frac{z}{3}} \left(J_{-\frac{1}{3}}(\zeta) - J_{\frac{1}{3}}(\zeta) \right)$$

Airy Ai' Function

Synopsis

```
#include <boost/math/special_functions/airy.hpp>
```

```
namespace boost { namespace math {

    template <class T>
    calculated-result-type airy_ai_prime(T x);

    template <class T, class Policy>
    calculated-result-type airy_ai_prime(T x, const Policy&);

}} // namespaces
```

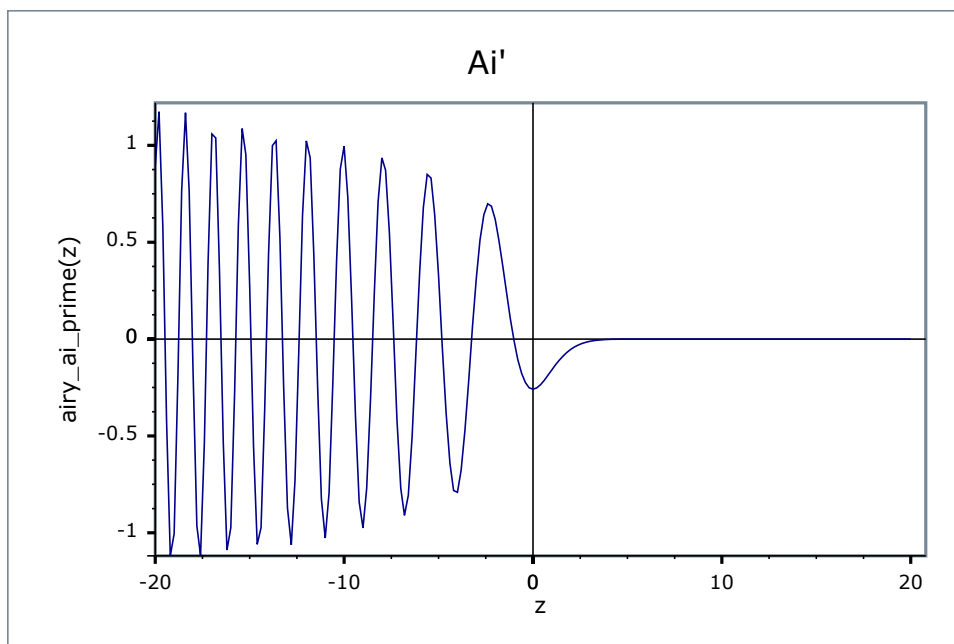
Description

The function `airy_ai_prime` calculates the Airy function Ai' which is the derivative of the first solution to the differential equation:

$$\frac{d^2 w}{dz^2} = zw \quad ; \quad w = Ai(z), Bi(z), Ai\left(ze^{\pm \frac{2\pi i}{3}}\right)$$

The final `Policy` argument is optional and can be used to control the behaviour of the function: how it handles errors, what level of precision to use etc. Refer to the [policy documentation for more details](#).

The following graph illustrates how this function changes as x changes: for negative x the function is cyclic, while for positive x the value tends to zero:



Accuracy

This function is implemented entirely in terms of the Bessel functions `cyl_bessel_j` and `cyl_bessel_k` - refer to those functions for detailed accuracy information.

In general though, the relative error is low (less than 100ϵ) for $x > 0$ while only the absolute error is low for $x < 0$.

Testing

Since this function is implemented in terms of other special functions, there are only a few basic sanity checks, using test values from functions.wolfram.com.

Implementation

This function is implemented in terms of the Bessel functions using the relations:

$$\begin{aligned}
 Ai'(0) &= -\frac{1}{3^{\frac{1}{3}}\Gamma(\frac{1}{3})} \\
 Ai'(z) &= \frac{z}{\pi\sqrt{3}}K_{\pm\frac{2}{3}}(\zeta) \quad ; \quad \zeta = \frac{2}{3}z^{\frac{2}{3}} \\
 Ai'(-z) &= \frac{z}{3}\left(J_{\frac{2}{3}}(\zeta) - J_{-\frac{2}{3}}(\zeta)\right)
 \end{aligned}$$

Airy Bi' Function

Synopsis

```
#include <boost/math/special_functions/airy.hpp>
```

```
namespace boost { namespace math {
    template <class T>
    calculated-result-type airy_bi_prime(T x);

    template <class T, class Policy>
    calculated-result-type airy_bi_prime(T x, const Policy&);
}} // namespaces
```

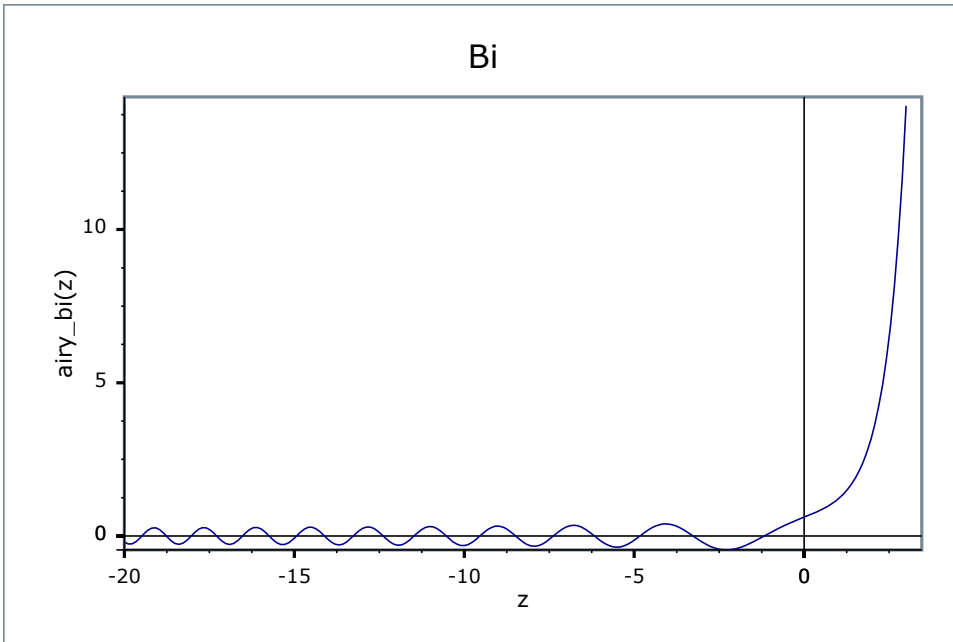
Description

The function `airy_bi_prime` calculates the Airy function Bi' which is the derivative of the second solution to the differential equation:

$$\frac{d^2w}{dz^2} = zw \quad ; \quad w = Ai(z), Bi(z), Ai\left(ze^{\pm\frac{2\pi i}{3}}\right)$$

The final `Policy` argument is optional and can be used to control the behaviour of the function: how it handles errors, what level of precision to use etc. Refer to the [policy documentation for more details](#).

The following graph illustrates how this function changes as x changes: for negative x the function is cyclic, while for positive x the value tends to infinity:



Accuracy

This function is implemented entirely in terms of the Bessel functions [cyl_bessel_i](#) and [cyl_bessel_j](#) - refer to those functions for detailed accuracy information.

In general though, the relative error is low (less than 100 ϵ) for $x > 0$ while only the absolute error is low for $x < 0$.

Testing

Since this function is implemented in terms of other special functions, there are only a few basic sanity checks, using test values from functions.wolfram.com.

Implementation

This function is implemented in terms of the Bessel functions using the relations:

$$\begin{aligned}
 Bi'(0) &= \frac{1}{\Gamma(\frac{1}{3})} \\
 Bi'(z) &= \frac{z}{\sqrt{3}} \left(I_{\frac{2}{3}}(\zeta) + I_{-\frac{2}{3}}(\zeta) \right) \quad ; \quad \zeta = \frac{2}{3} z^{\frac{2}{3}} \\
 Bi'(-z) &= \frac{z}{\sqrt{3}} \left(J_{-\frac{2}{3}}(\zeta) + J_{\frac{2}{3}}(\zeta) \right)
 \end{aligned}$$

Elliptic Integrals

Elliptic Integral Overview

The main reference for the elliptic integrals is:

M. Abramowitz and I. A. Stegun (Eds.) (1964) Handbook of Mathematical Functions with Formulas, Graphs, and Mathematical Tables, National Bureau of Standards Applied Mathematics Series, U.S. Government Printing Office, Washington, D.C.

Mathworld also contain a lot of useful background information:

[Weisstein, Eric W. "Elliptic Integral." From MathWorld--A Wolfram Web Resource.](#)

As does [Wikipedia Elliptic integral](#).

Notation

All variables are real numbers unless otherwise noted.

Definition

$$\int R(t, s) dt$$

is called elliptic integral if $R(t, s)$ is a rational function of t and s , and s^2 is a cubic or quartic polynomial in t .

Elliptic integrals generally can not be expressed in terms of elementary functions. However, Legendre showed that all elliptic integrals can be reduced to the following three canonical forms:

Elliptic Integral of the First Kind (Legendre form)

$$F(\varphi, k) = \int_0^\varphi \frac{d\theta}{\sqrt{1 - k^2 \sin^2 \theta}}$$

Elliptic Integral of the Second Kind (Legendre form)

$$E(\varphi, k) = \int_0^\varphi \sqrt{1 - k^2 \sin^2 \theta} d\theta$$

Elliptic Integral of the Third Kind (Legendre form)

$$\Pi(n, \varphi, k) = \int_0^\varphi \frac{d\theta}{(1 - n \sin^2 \theta) \sqrt{1 - k^2 \sin^2 \theta}}$$

where

$$k = \sin \alpha, \quad |k| \leq 1$$

**Note**

ϕ is called the amplitude.

k is called the modulus.

α is called the modular angle.

n is called the characteristic.

**Caution**

Perhaps more than any other special functions the elliptic integrals are expressed in a variety of different ways. In particular, the final parameter k (the modulus) may be expressed using a modular angle α , or a parameter m . These are related by:

$$k = \sin \alpha$$

$$m = k^2 = \sin^2 \alpha$$

So that the integral of the third kind (for example) may be expressed as either:

$$\Pi(n, \phi, k)$$

$$\Pi(n, \phi \mid \alpha)$$

$$\Pi(n, \phi \mid m)$$

To further complicate matters, some texts refer to the *complement of the parameter m* , or $1 - m$, where:

$$1 - m = 1 - k^2 = \cos^2 \alpha$$

This implementation uses k throughout: this matches the requirements of the [Technical Report on C++ Library Extensions](#). However, you should be extra careful when using these functions!

When $\phi = \pi/2$, the elliptic integrals are called *complete*.

Complete Elliptic Integral of the First Kind (Legendre form)

$$K(k) = F\left(\frac{\pi}{2}, k\right) = \int_0^{\frac{\pi}{2}} \frac{d\theta}{\sqrt{1 - k^2 \sin^2 \theta}}$$

Complete Elliptic Integral of the Second Kind (Legendre form)

$$E(k) = E\left(\frac{\pi}{2}, k\right) = \int_0^{\frac{\pi}{2}} \sqrt{1 - k^2 \sin^2 \theta} d\theta$$

Complete Elliptic Integral of the Third Kind (Legendre form)

$$\Pi(n, k) = \Pi\left(n, \frac{\pi}{2}, k\right) = \int_0^{\frac{\pi}{2}} \frac{d\theta}{(1 - n \sin^2 \theta) \sqrt{1 - k^2 \sin^2 \theta}}$$

Carlson [[Carlson77](#)] [[Carlson78](#)] gives an alternative definition of elliptic integral's canonical forms:

Carlson's Elliptic Integral of the First Kind

$$R_F(x, y, z) = \frac{1}{2} \int_0^\infty [(t+x)(t+y)(t+z)]^{-\frac{1}{2}} dt$$

where x, y, z are nonnegative and at most one of them may be zero.

Carlson's Elliptic Integral of the Second Kind

$$R_D(x, y, z) = \frac{3}{2} \int_0^\infty [(t+x)(t+y)]^{-\frac{1}{2}} (t+z)^{-\frac{3}{2}} dt$$

where x, y are nonnegative, at most one of them may be zero, and z must be positive.

Carlson's Elliptic Integral of the Third Kind

$$R_J(x, y, z, p) = \frac{3}{2} \int_0^\infty (t+p)^{-1} [(t+x)(t+y)(t+z)]^{-\frac{1}{2}} dt$$

where x, y, z are nonnegative, at most one of them may be zero, and p must be nonzero.

Carlson's Degenerate Elliptic Integral

$$R_C(x, y) = \frac{1}{2} \int_0^\infty (t+x)^{-\frac{1}{2}} (t+y)^{-1} dt$$

where x is nonnegative and y is nonzero.



Note

$$R_C(x, y) = R_F(x, y, y)$$

$$R_D(x, y, z) = R_J(x, y, z, z)$$

Duplication Theorem

Carlson proved in [Carlson78] that

$$\begin{aligned} R_F(x, y, z) &= 2R_F(x+\lambda, y+\lambda, z+\lambda) \\ &= R_F\left(\frac{x+\lambda}{4}, \frac{y+\lambda}{4}, \frac{z+\lambda}{4}\right) \\ \lambda &= \sqrt{xy} + \sqrt{yz} + \sqrt{zx} \end{aligned}$$

Carlson's Formulas

The Legendre form and Carlson form of elliptic integrals are related by equations:

$$\begin{aligned} F(\varphi, k) &= \sin \varphi R_F(\cos^2 \varphi, 1 - k^2 \sin^2 \varphi, 1) \\ E(\varphi, k) &= \sin \varphi R_F(\cos^2 \varphi, 1 - k^2 \sin^2 \varphi, 1) - \frac{1}{3} k^2 \sin^3 \varphi R_D(\cos^2 \varphi, 1 - k^2 \sin^2 \varphi, 1) \\ \Pi(n, \varphi, k) &= \sin \varphi R_F(\cos^2 \varphi, 1 - k^2 \sin^2 \varphi, 1) + \frac{1}{3} n \sin^3 \varphi R_J(\cos^2 \varphi, 1 - k^2 \sin^2 \varphi, 1, 1 - n \sin^2 \varphi) \end{aligned}$$

In particular,

$$\begin{aligned}
K(k) &= R_F(0, 1 - k^2, 1) \\
E(k) &= R_F(0, 1 - k^2, 1) - \frac{1}{3}k^2 R_D(0, 1 - k^2, 1) \\
\Pi(n, k) &= R_F(0, 1 - k^2, 1) + \frac{1}{3}n R_J(0, 1 - k^2, 1, 1 - n)
\end{aligned}$$

Numerical Algorithms

The conventional methods for computing elliptic integrals are Gauss and Landen transformations, which converge quadratically and work well for elliptic integrals of the first and second kinds. Unfortunately they suffer from loss of significant digits for the third kind. Carlson's algorithm [Carlson79] [Carlson78], by contrast, provides a unified method for all three kinds of elliptic integrals with satisfactory precisions.

References

Special mention goes to:

A. M. Legendre, *Traité des Fonctions Elliptiques et des Integrales Euleriennes*, Vol. 1. Paris (1825).

However the main references are:

1. M. Abramowitz and I. A. Stegun (Eds.) (1964) Handbook of Mathematical Functions with Formulas, Graphs, and Mathematical Tables, National Bureau of Standards Applied Mathematics Series, U.S. Government Printing Office, Washington, D.C.
2. B.C. Carlson, *Computing elliptic integrals by duplication*, Numerische Mathematik, vol 33, 1 (1979).
3. B.C. Carlson, *Elliptic Integrals of the First Kind*, SIAM Journal on Mathematical Analysis, vol 8, 231 (1977).
4. B.C. Carlson, *Short Proofs of Three Theorems on Elliptic Integrals*, SIAM Journal on Mathematical Analysis, vol 9, 524 (1978).
5. B.C. Carlson and E.M. Notis, *ALGORITHM 577: Algorithms for Incomplete Elliptic Integrals*, ACM Transactions on Mathematical Software, vol 7, 398 (1981).
6. B. C. Carlson, *On computing elliptic integrals and functions*. J. Math. and Phys., 44 (1965), pp. 36-51.
7. B. C. Carlson, *A table of elliptic integrals of the second kind*. Math. Comp., 49 (1987), pp. 595-606. (Supplement, *ibid.*, pp. S13-S17.)
8. B. C. Carlson, *A table of elliptic integrals of the third kind*. Math. Comp., 51 (1988), pp. 267-280. (Supplement, *ibid.*, pp. S1-S5.)
9. B. C. Carlson, *A table of elliptic integrals: cubic cases*. Math. Comp., 53 (1989), pp. 327-333.
10. B. C. Carlson, *A table of elliptic integrals: one quadratic factor*. Math. Comp., 56 (1991), pp. 267-280.
11. B. C. Carlson, *A table of elliptic integrals: two quadratic factors*. Math. Comp., 59 (1992), pp. 165-180.
12. B. C. Carlson, *Numerical computation of real or complex elliptic integrals*. Numerical Algorithms, Volume 10, Number 1 / March, 1995, p13-26.
13. B. C. Carlson and John L. Gustafson, *Asymptotic Approximations for Symmetric Elliptic Integrals*, SIAM Journal on Mathematical Analysis, Volume 25, Issue 2 (March 1994), 288-303.

The following references, while not directly relevant to our implementation, may also be of interest:

1. R. Burlisch, *Numerical Computation of Elliptic Integrals and Elliptic Functions*. Numerical Mathematik 7, 78-90.
2. R. Burlisch, *An extension of the Bartky Transformation to Incomplete Elliptic Integrals of the Third Kind*. Numerical Mathematik 13, 266-284.
3. R. Burlisch, *Numerical Computation of Elliptic Integrals and Elliptic Functions. III*. Numerical Mathematik 13, 305-315.

4. T. Fukushima and H. Ishizaki, *Numerical Computation of Incomplete Elliptic Integrals of a General Form*. Celestial Mechanics and Dynamical Astronomy, Volume 59, Number 3 / July, 1994, 237-251.

Elliptic Integrals - Carlson Form

Synopsis

```
#include <boost/math/special_functions/ellint_rf.hpp>
```

```
namespace boost { namespace math {  
  
    template <class T1, class T2, class T3>  
    calculated-result-type ellint_rf(T1 x, T2 y, T3 z)  
  
    template <class T1, class T2, class T3, class Policy>  
    calculated-result-type ellint_rf(T1 x, T2 y, T3 z, const Policy&)  
  
}} // namespaces
```

```
#include <boost/math/special_functions/ellint_rd.hpp>
```

```
namespace boost { namespace math {  
  
    template <class T1, class T2, class T3>  
    calculated-result-type ellint_rd(T1 x, T2 y, T3 z)  
  
    template <class T1, class T2, class T3, class Policy>  
    calculated-result-type ellint_rd(T1 x, T2 y, T3 z, const Policy&)  
  
}} // namespaces
```

```
#include <boost/math/special_functions/ellint_rj.hpp>
```

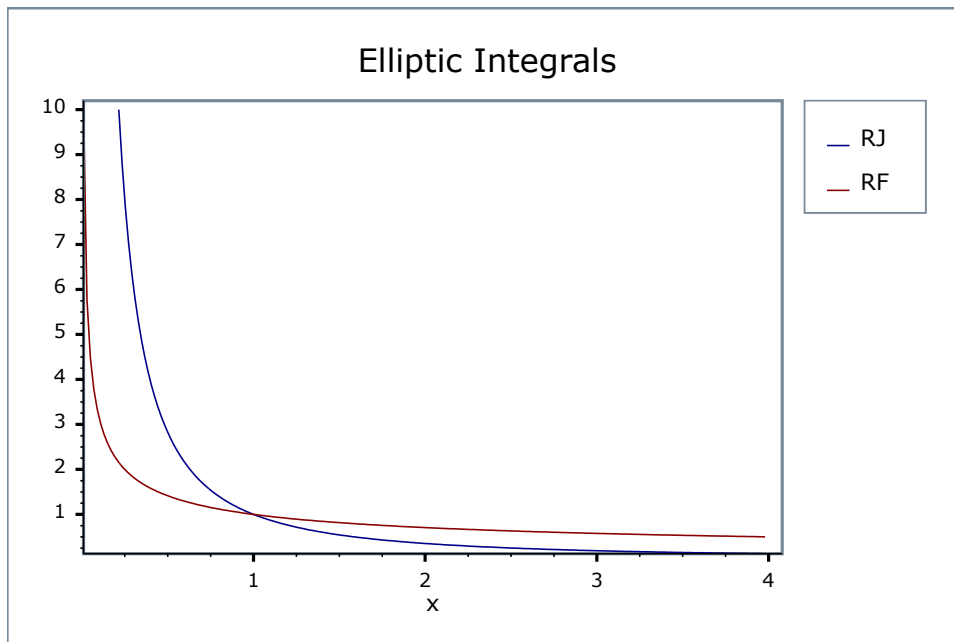
```
namespace boost { namespace math {  
  
    template <class T1, class T2, class T3, class T4>  
    calculated-result-type ellint_rj(T1 x, T2 y, T3 z, T4 p)  
  
    template <class T1, class T2, class T3, class T4, class Policy>  
    calculated-result-type ellint_rj(T1 x, T2 y, T3 z, T4 p, const Policy&)  
  
}} // namespaces
```

```
#include <boost/math/special_functions/ellint_rc.hpp>
```

```
namespace boost { namespace math {  
  
    template <class T1, class T2>  
    calculated-result-type ellint_rc(T1 x, T2 y)  
  
    template <class T1, class T2, class Policy>  
    calculated-result-type ellint_rc(T1 x, T2 y, const Policy&)  
  
}} // namespaces
```

Description

These functions return Carlson's symmetrical elliptic integrals, the functions have complicated behavior over all their possible domains, but the following graph gives an idea of their behavior:



The return type of these functions is computed using the [result type calculation rules](#) when the arguments are of different types: otherwise the return is the same type as the arguments.

```
template <class T1, class T2, class T3>
calculated-result-type ellint_rf(T1 x, T2 y, T3 z)

template <class T1, class T2, class T3, class Policy>
calculated-result-type ellint_rf(T1 x, T2 y, T3 z, const Policy&)
```

Returns Carlson's Elliptic Integral R_F :

$$R_F(x, y, z) = \frac{1}{2} \int_0^\infty [(t+x)(t+y)(t+z)]^{-\frac{1}{2}} dt$$

Requires that all of the arguments are non-negative, and at most one may be zero. Otherwise returns the result of [domain_error](#).

The final [Policy](#) argument is optional and can be used to control the behaviour of the function: how it handles errors, what level of precision to use etc. Refer to the [policy documentation for more details](#).

```
template <class T1, class T2, class T3>
calculated-result-type ellint_rd(T1 x, T2 y, T3 z)

template <class T1, class T2, class T3, class Policy>
calculated-result-type ellint_rd(T1 x, T2 y, T3 z, const Policy&)
```

Returns Carlson's elliptic integral R_D :

$$R_D(x, y, z) = \frac{3}{2} \int_0^\infty [(t+x)(t+y)]^{-\frac{1}{2}} (t+z)^{-\frac{3}{2}} dt$$

Requires that x and y are non-negative, with at most one of them zero, and that $z \geq 0$. Otherwise returns the result of [domain_error](#).

The final [Policy](#) argument is optional and can be used to control the behaviour of the function: how it handles errors, what level of precision to use etc. Refer to the [policy documentation for more details](#).

```
template <class T1, class T2, class T3, class T4>
calculated-result-type ellint_rj(T1 x, T2 y, T3 z, T4 p)

template <class T1, class T2, class T3, class T4, class Policy>
calculated-result-type ellint_rj(T1 x, T2 y, T3 z, T4 p, const Policy&)
```

Returns Carlson's elliptic integral R_J :

$$R_J(x, y, z, p) = \frac{3}{2} \int_0^\infty (t+p)^{-1} [(t+x)(t+y)(t+z)]^{-\frac{1}{2}} dt$$

Requires that x, y and z are non-negative, with at most one of them zero, and that $p \neq 0$. Otherwise returns the result of [domain_error](#).

The final [Policy](#) argument is optional and can be used to control the behaviour of the function: how it handles errors, what level of precision to use etc. Refer to the [policy documentation for more details](#).

When $p < 0$ the function returns the [Cauchy principal value](#) using the relation:

$$(y+q)R_J(x, y, z, -q) = (p-y)R_J(x, y, z, p) - 3R_F(x, y, z) + 3\left(\frac{xyz}{xz+pq}\right)^{\frac{1}{2}} R_C(xz+pq, pq)$$

with: $q > 0$ and: $p = y + \frac{(z-y)(y-x)}{(y+q)}$

```
template <class T1, class T2>
calculated-result-type ellint_rc(T1 x, T2 y)

template <class T1, class T2, class Policy>
calculated-result-type ellint_rc(T1 x, T2 y, const Policy&)
```

Returns Carlson's elliptic integral R_C :

$$R_C(x, y) = \frac{1}{2} \int_0^\infty (t+x)^{-\frac{1}{2}} (t+y)^{-1} dt$$

Requires that $x > 0$ and that $y \neq 0$. Otherwise returns the result of [domain_error](#).

The final [Policy](#) argument is optional and can be used to control the behaviour of the function: how it handles errors, what level of precision to use etc. Refer to the [policy documentation for more details](#).

When $y < 0$ the function returns the [Cauchy principal value](#) using the relation:

$$R_C(x, -y) = \left(\frac{x}{x+y}\right)^{\frac{1}{2}} R_C(x+y, y)$$

Testing

There are two sets of tests.

Spot tests compare selected values with test data given in:

B. C. Carlson, [Numerical computation of real or complex elliptic integrals](#). Numerical Algorithms, Volume 10, Number 1 / March, 1995, pp 13-26.

Random test data generated using NTL::RR at 1000-bit precision and our implementation checks for rounding-errors and/or regressions.

There are also sanity checks that use the inter-relations between the integrals to verify their correctness: see the above Carlson paper for details.

Accuracy

These functions are computed using only basic arithmetic operations, so there isn't much variation in accuracy over differing platforms. Note that only results for the widest floating-point type on the system are given as narrower types have **effectively zero error**. All values are relative errors in units of epsilon.

Table 43. Errors Rates in the Carlson Elliptic Integrals

Significand Size	Platform and Compiler	R_F	R_D	R_J	R_C
53	Win32 / Visual C++ 8.0	Peak = 2 . 9 Mean=0.75	Peak = 2 . 6 Mean=0.9	Peak = 1 0 8 Mean=6.9	Peak = 2 . 4 Mean=0.6
64	Red Hat Linux / G++ 3.4	Peak = 2 . 5 Mean=0.75	Peak = 2 . 7 Mean=0.9	Peak=105 Mean=8	Peak = 1 . 9 Mean=0.7
113	HP-UX / HP aCC 6	Peak = 5 . 3 Mean=1.6	Peak = 2 . 9 Mean=0.99	Peak = 1 8 0 Mean=12	Peak = 1 . 8 Mean=0.7

Implementation

The key of Carlson's algorithm [Carlson79] is the duplication theorem:

$$\begin{aligned}
 R_F(x, y, z) &= 2R_F(x + \lambda, y + \lambda, z + \lambda) \\
 &= R_F\left(\frac{x+\lambda}{4}, \frac{y+\lambda}{4}, \frac{z+\lambda}{4}\right) \\
 \lambda &= \sqrt{xy} + \sqrt{yz} + \sqrt{zx}
 \end{aligned}$$

By applying it repeatedly, x, y, z get closer and closer. When they are nearly equal, the special case equation

$$R_F(x, x, x) = \frac{1}{\sqrt{x}}$$

is used. More specifically, $[R F]$ is evaluated from a Taylor series expansion to the fifth order. The calculations of the other three integrals are analogous.

For $p < 0$ in $R_J(x, y, z, p)$ and $y < 0$ in $R_C(x, y)$, the integrals are singular and their **Cauchy principal values** are returned via the relations:

$$\begin{aligned}
 (y + q)R_J(x, y, z, -q) &= (p - y)R_J(x, y, z, p) - 3R_F(x, y, z) \\
 &\quad + 3\left(\frac{xyz}{xz + pq}\right)^{\frac{1}{2}}R_C(xz + pq, pq) \\
 \text{with: } q > 0 &\quad \text{and: } p = y + \frac{(z - y)(y - x)}{(y + q)}
 \end{aligned}$$

$$R_C(x, -y) = \left(\frac{x}{x + y}\right)^{\frac{1}{2}}R_C(x + y, y)$$

Elliptic Integrals of the First Kind - Legendre Form

Synopsis

```
#include <boost/math/special_functions/ellint_1.hpp>

namespace boost { namespace math {

template <class T1, class T2>
calculated-result-type ellint_1(T1 k, T2 phi);

template <class T1, class T2, class Policy>
calculated-result-type ellint_1(T1 k, T2 phi, const Policy&);

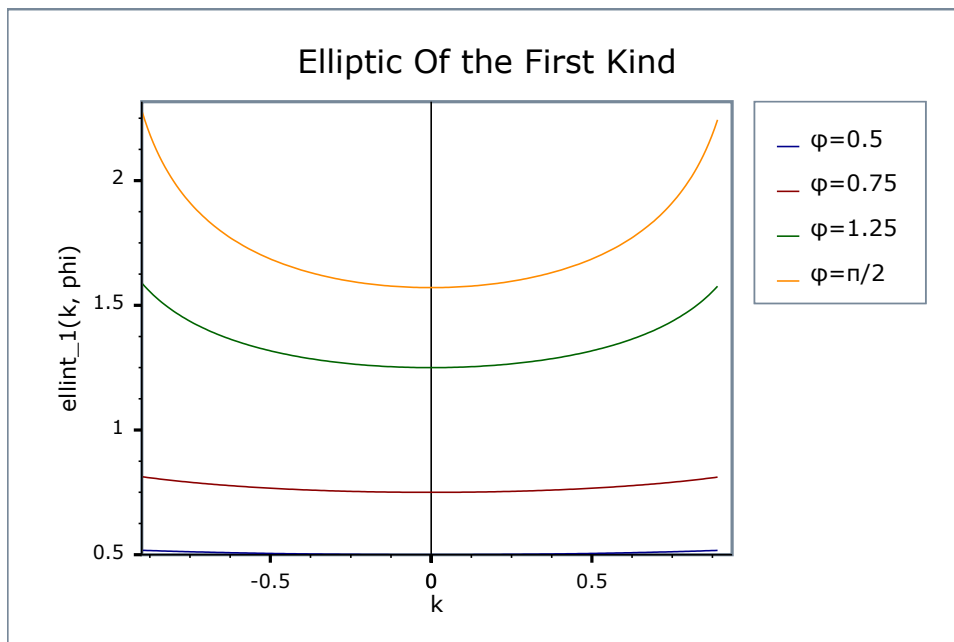
template <class T>
calculated-result-type ellint_1(T k);

template <class T, class Policy>
calculated-result-type ellint_1(T k, const Policy&);

}} // namespaces
```

Description

These two functions evaluate the incomplete elliptic integral of the first kind $F(\phi, k)$ and its complete counterpart $K(k) = F(\pi/2, k)$.



The return type of these functions is computed using the [result type calculation rules](#) when T1 and T2 are different types: when they are the same type then the result is the same type as the arguments.

```
template <class T1, class T2>
calculated-result-type ellint_1(T1 k, T2 phi);

template <class T1, class T2, class Policy>
calculated-result-type ellint_1(T1 k, T2 phi, const Policy&);
```

Returns the incomplete elliptic integral of the first kind $F(\phi, k)$:

$$F(\varphi, k) = \int_0^\varphi \frac{d\theta}{\sqrt{1 - k^2 \sin^2 \theta}}$$

Requires $-1 \leq k \leq 1$, otherwise returns the result of [domain_error](#).

The final [Policy](#) argument is optional and can be used to control the behaviour of the function: how it handles errors, what level of precision to use etc. Refer to the [policy documentation for more details](#).

```
template <class T>
calculated-result-type ellint_1(T k);

template <class T>
calculated-result-type ellint_1(T k, const Policy&);
```

Returns the complete elliptic integral of the first kind $K(k)$:

$$K(k) = F\left(\frac{\pi}{2}, k\right) = \int_0^{\frac{\pi}{2}} \frac{d\theta}{\sqrt{1 - k^2 \sin^2 \theta}}$$

Requires $-1 \leq k \leq 1$, otherwise returns the result of [domain_error](#).

The final [Policy](#) argument is optional and can be used to control the behaviour of the function: how it handles errors, what level of precision to use etc. Refer to the [policy documentation for more details](#).

Accuracy

These functions are computed using only basic arithmetic operations, so there isn't much variation in accuracy over differing platforms. Note that only results for the widest floating point type on the system are given as narrower types have [effectively zero error](#). All values are relative errors in units of epsilon.

Table 44. Errors Rates in the Elliptic Integrals of the First Kind

Significand Size	Platform and Compiler	F(ϕ , k)	K(k)
53	Win32 / Visual C++ 8.0	Peak=3 Mean=0.8	Peak=1.8 Mean=0.7
64	Red Hat Linux / G++ 3.4	Peak=2.6 Mean=1.7	Peak=2.2 Mean=1.8
113	HP-UX / HP aCC 6	Peak=4.6 Mean=1.5	Peak=3.7 Mean=1.5

Testing

The tests use a mixture of spot test values calculated using the online calculator at functions.wolfram.com, and random test data generated using NTL::RR at 1000-bit precision and this implementation.

Implementation

These functions are implemented in terms of Carlson's integrals using the relations:

$$\begin{aligned} F(-\varphi, k) &= -F(\varphi, k) \\ F(\varphi + m\pi, k) &= F(\varphi, k) + 2mK(k) \\ F(\varphi, k) &= \sin\varphi R_F(\cos^2\varphi, 1 - k^2\sin^2\varphi, 1) \end{aligned}$$

and

$$K(k) = R_F(0, 1 - k^2, 1)$$

Elliptic Integrals of the Second Kind - Legendre Form

Synopsis

```
#include <boost/math/special_functions/ellint_2.hpp>
```

```
namespace boost { namespace math {

template <class T1, class T2>
calculated-result-type ellint_2(T1 k, T2 phi);

template <class T1, class T2, class Policy>
calculated-result-type ellint_2(T1 k, T2 phi, const Policy&);

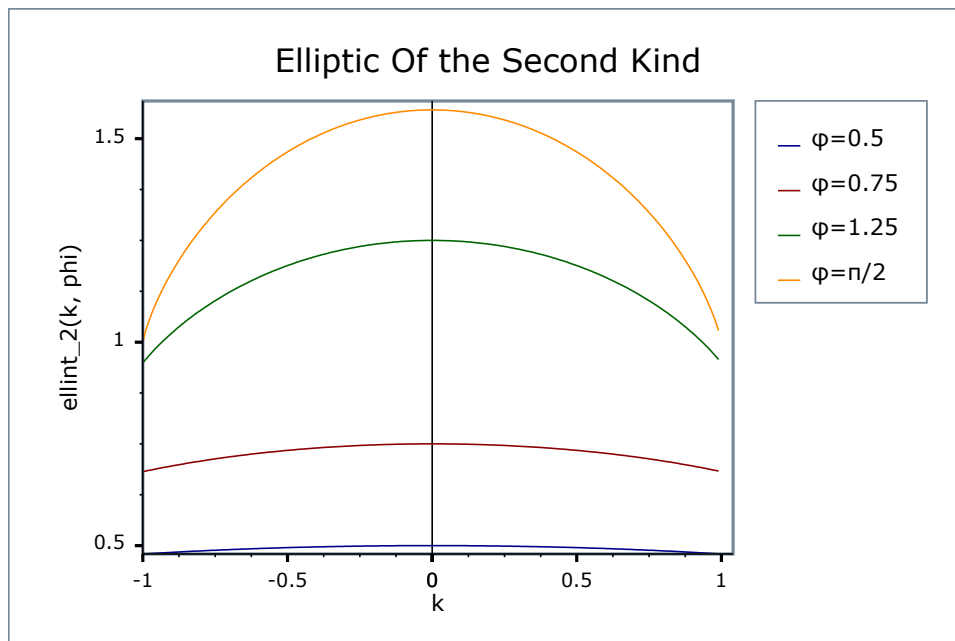
template <class T>
calculated-result-type ellint_2(T k);

template <class T, class Policy>
calculated-result-type ellint_2(T k, const Policy&);

}} // namespaces
```

Description

These two functions evaluate the incomplete elliptic integral of the second kind $E(\phi, k)$ and its complete counterpart $E(k) = E(\pi/2, k)$.



The return type of these functions is computed using the [result type calculation rules](#) when T1 and T2 are different types: when they are the same type then the result is the same type as the arguments.

```
template <class T1, class T2>
calculated-result-type ellint_2(T1 k, T2 phi);

template <class T1, class T2, class Policy>
calculated-result-type ellint_2(T1 k, T2 phi, const Policy&);
```

Returns the incomplete elliptic integral of the second kind $E(\phi, k)$:

$$E(\phi, k) = \int_0^\phi \sqrt{1 - k^2 \sin^2 \theta} d\theta$$

Requires $-1 \leq k \leq 1$, otherwise returns the result of [domain_error](#).

The final [Policy](#) argument is optional and can be used to control the behaviour of the function: how it handles errors, what level of precision to use etc. Refer to the [policy documentation for more details](#).

```
template <class T>
calculated-result-type ellint_2(T k);

template <class T>
calculated-result-type ellint_2(T k, const Policy&);
```

Returns the complete elliptic integral of the second kind $E(k)$:

$$E(k) = E\left(\frac{\pi}{2}, k\right) = \int_0^{\frac{\pi}{2}} \sqrt{1 - k^2 \sin^2 \theta} d\theta$$

Requires $-1 \leq k \leq 1$, otherwise returns the result of [domain_error](#).

The final [Policy](#) argument is optional and can be used to control the behaviour of the function: how it handles errors, what level of precision to use etc. Refer to the [policy documentation for more details](#).

Accuracy

These functions are computed using only basic arithmetic operations, so there isn't much variation in accuracy over differing platforms. Note that only results for the widest floating point type on the system are given as narrower types have [effectively zero error](#). All values are relative errors in units of epsilon.

Table 45. Errors Rates in the Elliptic Integrals of the Second Kind

Significant Size	Platform and Compiler	F(ϕ, k)	K(k)
53	Win32 / Visual C++ 8.0	Peak=4.6 Mean=1.2	Peak=3.5 Mean=1.0
64	Red Hat Linux / G++ 3.4	Peak=4.3 Mean=1.1	Peak=4.6 Mean=1.2
113	HP-UX / HP aCC 6	Peak=5.8 Mean=2.2	Peak=10.8 Mean=2.3

Testing

The tests use a mixture of spot test values calculated using the online calculator at functions.wolfram.com, and random test data generated using NTL::RR at 1000-bit precision and this implementation.

Implementation

These functions are implemented in terms of Carlson's integrals using the relations:

$$\begin{aligned}
E(-\varphi, k) &= -E(\varphi, k) \\
E(\varphi + m\pi, k) &= E(\varphi, k) + 2mE(k) \quad ; \quad \varphi \in [0, \frac{\pi}{2}] \\
E(\varphi, k) &= \sin\varphi R_F(\cos^2\varphi, 1 - k^2\sin^2\varphi, 1) - \frac{1}{3}k^2\sin^3\varphi R_D(\cos^2\varphi, 1 - k^2\sin^2\varphi, 1)
\end{aligned}$$

and

$$E(k) = R_F(0, 1 - k^2, 1) - \frac{1}{3}k^2 R_D(0, 1 - k^2, 1)$$

Elliptic Integrals of the Third Kind - Legendre Form

Synopsis

```
#include <boost/math/special_functions/ellint_3.hpp>
```

```
namespace boost { namespace math {

template <class T1, class T2, class T3>
calculated-result-type ellint_3(T1 k, T2 n, T3 phi);

template <class T1, class T2, class T3, class Policy>
calculated-result-type ellint_3(T1 k, T2 n, T3 phi, const Policy&);

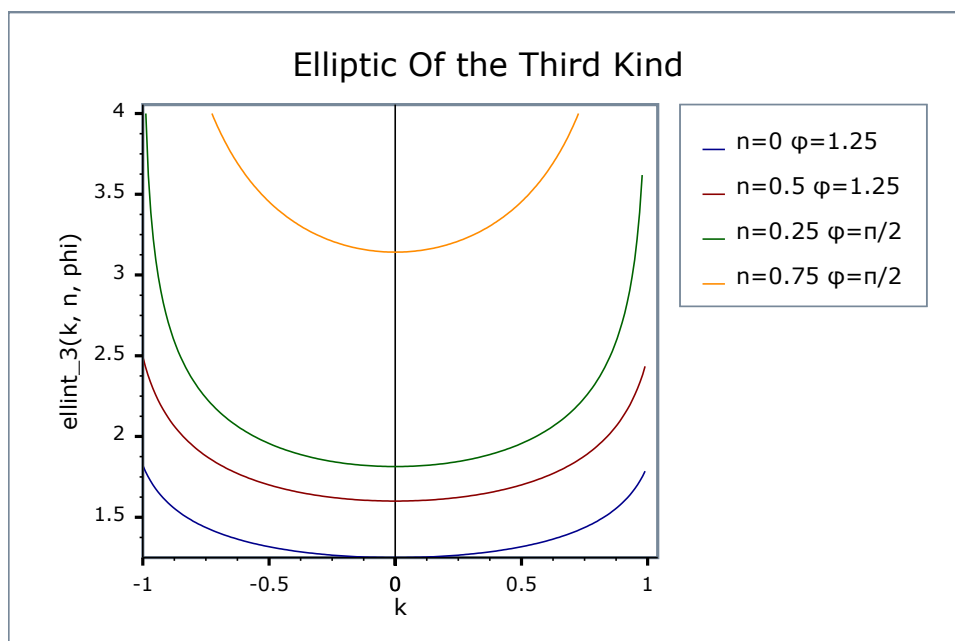
template <class T1, class T2>
calculated-result-type ellint_3(T1 k, T2 n);

template <class T1, class T2, class Policy>
calculated-result-type ellint_3(T1 k, T2 n, const Policy&);

}} // namespaces
```

Description

These two functions evaluate the incomplete elliptic integral of the third kind $\Pi(n, \phi, k)$ and its complete counterpart $\Pi(n, k) = E(n, \pi/2, k)$.



The return type of these functions is computed using the [result type calculation rules](#) when the arguments are of different types: when they are the same type then the result is the same type as the arguments.

```
template <class T1, class T2, class T3>
calculated-result-type ellint_3(T1 k, T2 n, T3 phi);

template <class T1, class T2, class T3, class Policy>
calculated-result-type ellint_3(T1 k, T2 n, T3 phi, const Policy&);
```

Returns the incomplete elliptic integral of the third kind $\Pi(n, \phi, k)$:

$$\Pi(n, \phi, k) = \int_0^\phi \frac{d\theta}{(1 - n \sin^2 \theta) \sqrt{1 - k^2 \sin^2 \theta}}$$

Requires $-1 \leq k \leq 1$ and $n < 1/\sin^2(\phi)$, otherwise returns the result of [domain_error](#) (outside this range the result would be complex).

The final [Policy](#) argument is optional and can be used to control the behaviour of the function: how it handles errors, what level of precision to use etc. Refer to the [policy documentation for more details](#).

```
template <class T1, class T2>
calculated-result-type ellint_3(T1 k, T2 n);

template <class T1, class T2, class Policy>
calculated-result-type ellint_3(T1 k, T2 n, const Policy&);
```

Returns the complete elliptic integral of the first kind $\Pi(n, k)$:

$$\Pi(n, k) = \Pi\left(n, \frac{\pi}{2}, k\right) = \int_0^{\frac{\pi}{2}} \frac{d\theta}{(1 - n \sin^2 \theta) \sqrt{1 - k^2 \sin^2 \theta}}$$

Requires $-1 \leq k \leq 1$ and $n < 1$, otherwise returns the result of [domain_error](#) (outside this range the result would be complex).

The final [Policy](#) argument is optional and can be used to control the behaviour of the function: how it handles errors, what level of precision to use etc. Refer to the [policy documentation for more details](#).

Accuracy

These functions are computed using only basic arithmetic operations, so there isn't much variation in accuracy over differing platforms. Note that only results for the widest floating point type on the system are given as narrower types have [effectively zero error](#). All values are relative errors in units of epsilon.

Table 46. Errors Rates in the Elliptic Integrals of the Third Kind

Significand Size	Platform and Compiler	$\Pi(n, \phi, k)$	$\Pi(n, k)$
53	Win32 / Visual C++ 8.0	Peak=29 Mean=2.2	Peak=3 Mean=0.8
64	Red Hat Linux / G++ 3.4	Peak=14 Mean=1.3	Peak=2.3 Mean=0.8
113	HP-UX / HP aCC 6	Peak=10 Mean=1.4	Peak=4.2 Mean=1.1

Testing

The tests use a mixture of spot test values calculated using the online calculator at functions.wolfram.com, and random test data generated using NTL::RR at 1000-bit precision and this implementation.

Implementation

The implementation for $\Pi(n, \phi, k)$ first siphons off the special cases:

$$\Pi(0, \phi, k) = F(\phi, k)$$

$$\Pi(n, \pi/2, k) = \Pi(n, k)$$

and

$$\begin{aligned}\Pi(n, \phi, 0) &= \sqrt{\frac{1}{1-n}} \tan^{-1}(\sqrt{1-n} \tan \phi) \quad ; n < 1 \\ &= \sqrt{\frac{1}{n-1}} \tanh^{-1}(\sqrt{n-1} \tan \phi) \quad ; n > 1 \\ &= \tan \phi \quad ; n = 1\end{aligned}$$

Then if $n < 0$ the relations (A&S 17.7.15/16):

$$\begin{aligned}\sqrt{(1-n)\left(1-\frac{k^2}{n}\right)} \Pi(n, \phi, k) &= \sqrt{(1-N)\left(1-\frac{k^2}{N}\right)} \Pi(N, \phi, k) \\ &+ \frac{k^2}{p_2} F(\phi, k) \\ &+ \tan^{-1}\left(\frac{p_2 \sin 2\phi}{2 \sqrt{1-n}}\right) \\ N &= \frac{(k^2-n)}{(1-n)} \\ p_2 &= \sqrt{-\frac{n}{1-n}(k^2-n)}\end{aligned}$$

are used to shift n to the range $[0, 1]$.

Then the relations:

$$\Pi(n, -\phi, k) = -\Pi(n, \phi, k)$$

$$\Pi(n, \phi + m\pi, k) = \Pi(n, \phi, k) + 2m\Pi(n, k) \quad ; n \leq 1$$

$$\Pi(n, \phi + m\pi, k) = \Pi(n, \phi, k) \quad ; n > 1$$

are used to move ϕ to the range $[0, \pi/2]$.

The functions are then implemented in terms of Carlson's integrals using the relations:

$$\Pi(n, \phi, k) = \sin \phi R_F(\cos^2 \phi, 1 - k^2 \sin^2 \phi, 1) + \frac{n}{3} \sin^3 \phi R_J(\cos^2 \phi, 1 - k^2 \sin^2 \phi, 1, 1 - n \sin^2 \phi)$$

and

$$\Pi(n, k) = R_F(0, 1 - k^2, 1) + \frac{n}{3} R_J(0, 1 - k^2, 1, 1 - n)$$

¹ I haven't been able to find a literature reference for this relation, but it appears to be the convention used by Mathematica. Intuitively the first $2 * m * \Pi(n, k)$ terms cancel out as the derivative alternates between $+\infty$ and $-\infty$.

Jacobi Elliptic Functions

Overview of the Jacobi Elliptic Functions

There are twelve Jacobi Elliptic functions, of which the three copolar functions sn , cn and dn are the most important as the other nine can be computed from these three^{2 3 4}.

These functions each take two arguments: a parameter, and a variable as described below.

Like all elliptic functions these can be parameterised in a number of ways:

- In terms of a parameter m .
- In terms of the elliptic modulus k where $m = k^2$.
- In terms of the modular angle α , where $m = \sin^2 \alpha$.

In our implementation, these functions all take the elliptic modulus k as the parameter.

In addition the variable u is sometimes expressed as an amplitude ϕ , in our implementation we always use u .

Finally note that our functions all take the elliptic modulus as the first argument - this is for alignment with the Elliptic Integrals.

There are twelve functions for computing the twelve individual Jacobi elliptic functions: [jacobi_cd](#), [jacobi_cn](#), [jacobi_cs](#), [jacobi_dc](#), [jacobi_dn](#), [jacobi_ds](#), [jacobi_nc](#), [jacobi_nd](#), [jacobi_ns](#), [jacobi_sc](#), [jacobi_sd](#) and [jacobi_sn](#).

They are all called as for example:

```
jacobi_cs(k, u);
```

Note however that these individual functions are all really thin wrappers around the function [jacobi_elliptic](#) which calculates the three copolar functions sn , cn and dn in a single function call. Thus if you need more than one of these functions for a given set of arguments, it's most efficient to use [jacobi_elliptic](#).

Jacobi Elliptic SN, CN and DN

Synopsis

```
#include <boost/math/special_functions/jacobi_elliptic.hpp>
```

```
namespace boost { namespace math {

    template <class T, class U, class V>
    calculated-result-type jacobi_elliptic(T k, U u, V* pcn, V* pdn);

    template <class T, class U, class V, class Policy>
    calculated-result-type jacobi_elliptic(T k, U u, V* pcn, V* pdn, const Policy&);

}} // namespaces
```

² Wikipedia: Jacobi elliptic functions

³ Weisstein, Eric W. "Jacobi Elliptic Functions." From MathWorld - A Wolfram Web Resource.

⁴ Digital Library of Mathematical Functions: Jacobian Elliptic Functions

Description

The function `jacobi_elliptic` calculates the three copolar Jacobi elliptic functions $sn(u, k)$, $cn(u, k)$ and $dn(u, k)$. The returned value is $sn(u, k)$, and if provided, `*pcn` is set to $cn(u, k)$, and `*pdn` is set to $dn(u, k)$.

The functions are defined as follows, given:

$$u = \int_0^{\phi} \frac{d\phi}{\sqrt{1 - k^2 \sin^2 \phi}}$$

The angle ϕ is called the *amplitude* and:

$$\begin{aligned} sn(u, k) &= \sin \phi \\ cn(u, k) &= \cos \phi \\ dn(u, k) &= \sqrt{1 - k^2 \sin^2 \phi} \end{aligned}$$



Note

ϕ is called the amplitude.

k is called the modulus.



Caution

Rather like other elliptic functions, the Jacobi functions are expressed in a variety of different ways. In particular, the parameter k (the modulus) may also be expressed using a modular angle α , or a parameter m . These are related by:

$$k = \sin \alpha$$

$$m = k^2 = \sin^2 \alpha$$

So that the function sn (for example) may be expressed as either:

$$sn(u, k)$$

$$sn(u \mid \alpha)$$

$$sn(u \mid m)$$

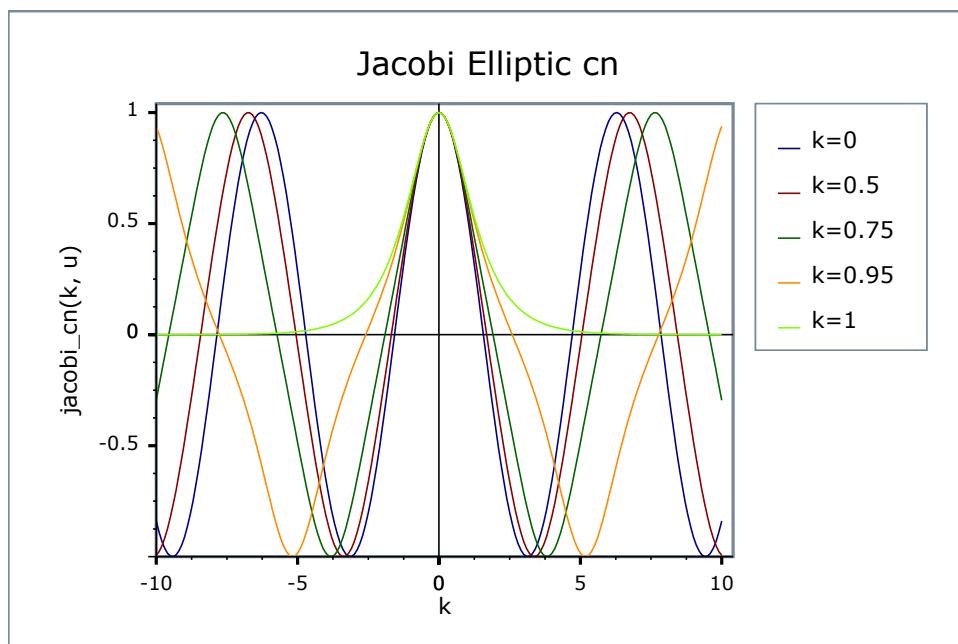
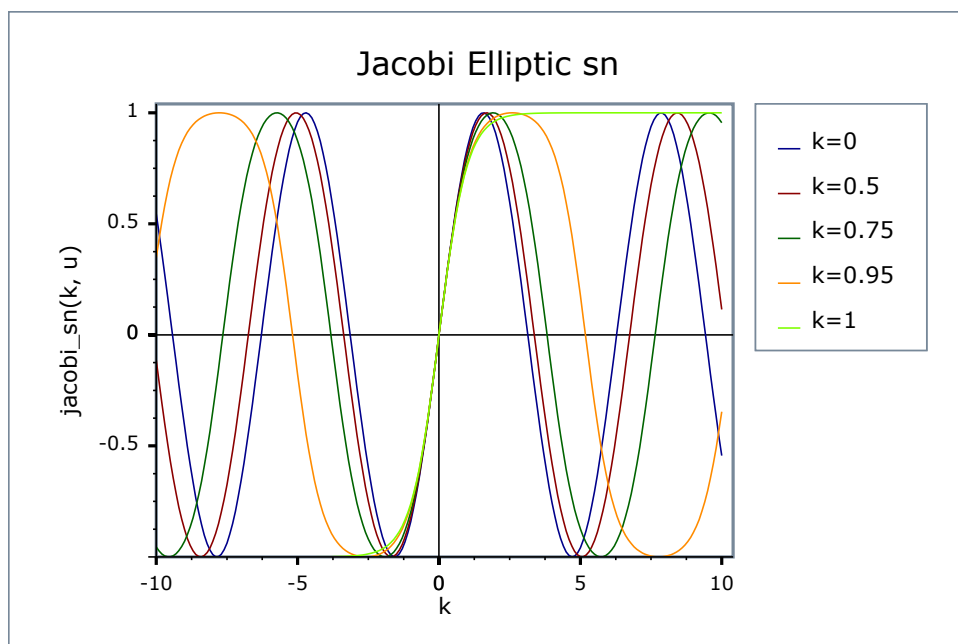
To further complicate matters, some texts refer to the *complement of the parameter m* , or $1 - m$, where:

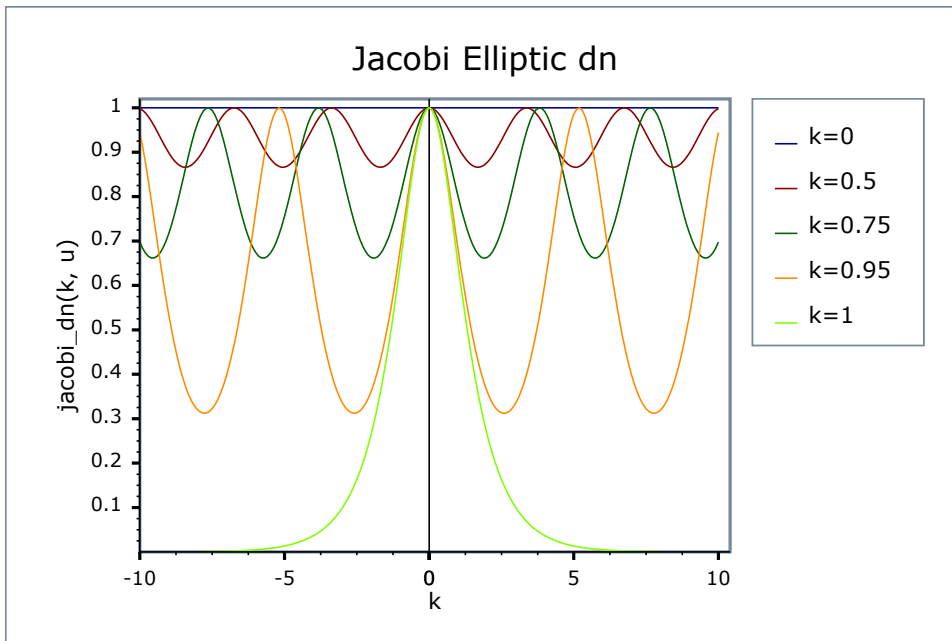
$$1 - m = 1 - k^2 = \cos^2 \alpha$$

This implementation uses k throughout, and makes this the first argument to the functions: this is for alignment with the elliptic integrals which match the requirements of the [Technical Report on C++ Library Extensions](http://ericniebler.com/2014/01/24/elliptic-integrals/). However, you should be extra careful when using these functions!

The final `Policy` argument is optional and can be used to control the behaviour of the function: how it handles errors, what level of precision to use etc. Refer to the [policy documentation for more details](#).

The following graphs illustrate how these functions change as k changes: for small k these are sine waves, while as k tends to 1 they become hyperbolic functions:





Accuracy

These functions are computed using only basic arithmetic operations and trigonometric functions, so there isn't much variation in accuracy over differing platforms. Typically errors are trivially small for small angles, and as is typical for cyclic functions, grow as the angle increases. Note that only results for the widest floating point type on the system are given as narrower types have **effectively zero error**. All values are relative errors in units of epsilon.

Table 47. Errors Rates in the Jacobi Elliptic Functions

Significant Size	Platform and Compiler	$u < 1$	Large u
53	Win32 / Visual C++ 8.0	Peak=2 Mean=0.5	Peak=44000 Mean=2500
64	Ubuntu Linux / G++ 4.7	Peak=2.0 Mean=0.5	Peak=25000 Mean=1500

Testing

The tests use a mixture of spot test values calculated using the online calculator at functions.wolfram.com, and random test data generated using MPFR at 1000-bit precision and this implementation.

Implementation

For $k > 1$ we apply the relations:

$$\begin{aligned}
 \mu &= \frac{1}{k^2} \\
 v &= uk \\
 sn(u, k) &= \frac{sn(v, \mu)}{k} \\
 cn(u, k) &= dn(v, \mu) \\
 dn(u, k) &= cn(v, k)
 \end{aligned}$$

Then filter off the special cases:

$$sn(0, k) = 0 \text{ and } cn(0, k) = dn(0, k) = 1.$$

$sn(u, 0) = \sin(u)$, $cn(u, 0) = \cos(u)$ and $dn(u, 0) = 1$.

$sn(u, 1) = \tanh(u)$, $cn(u, 1) = dn(u, 1) = 1 / \cosh(u)$.

And for $k^4 < \varepsilon$ we have:

$$sn(u, k) \approx \sin(u) - \frac{1}{4}k^2(u - \sin(u)\cos(u))\cos(u)$$

$$cn(u, k) \approx \cos(u) + \frac{1}{4}k^2(u - \sin(u)\cos(u))\sin(u)$$

$$dn(u, k) \approx 1 - \frac{1}{2}k^2\sin^2(u)$$

Otherwise the values are calculated using the method of [arithmetic geometric means](#).

Jacobi Elliptic Function cd

Synopsis

```
#include <boost/math/special_functions/jacobi_elliptic.hpp>
```

```
namespace boost { namespace math {  
  
    template <class T, class U>  
        calculated-result-type jacobi_cd(T k, U u);  
  
    template <class T, class U, class Policy>  
        calculated-result-type jacobi_cd(T k, U u, const Policy& pol);  
  
}} // namespaces
```

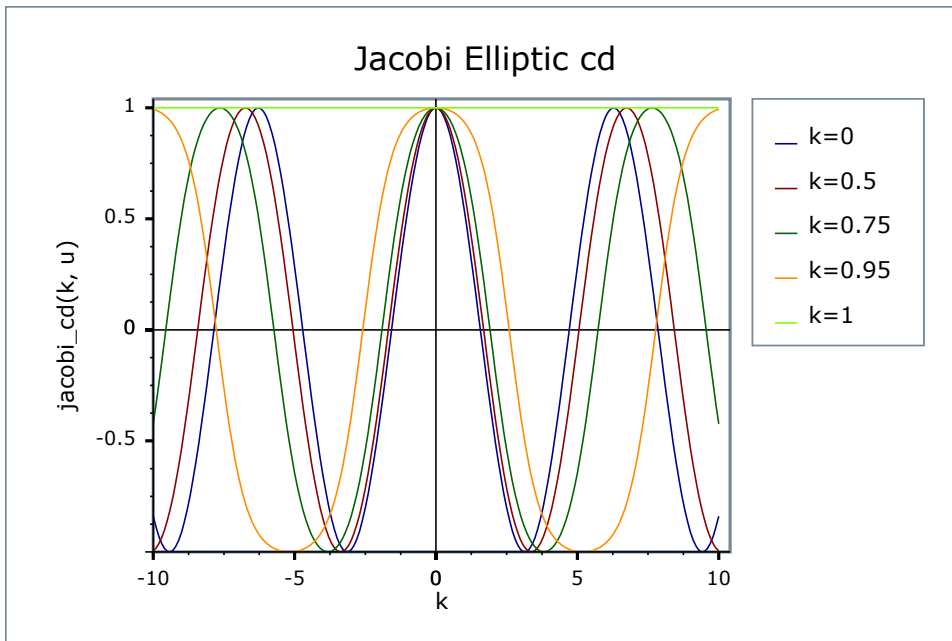
Description

This function returns the Jacobi elliptic function cd .

The final [Policy](#) argument is optional and can be used to control the behaviour of the function: how it handles errors, what level of precision to use etc. Refer to the [policy documentation for more details](#).

This function is a trivial wrapper around [jacobi_elliptic](#), with:

$$cd(u, k) = cn(u, k) / dn(u, k)$$



Jacobi Elliptic Function cn

Synopsis

```
#include <boost/math/special_functions/jacobi_elliptic.hpp>
```

```
namespace boost { namespace math {
    template <class T, class U>
    calculated-result-type jacobi_cn(T k, U u);

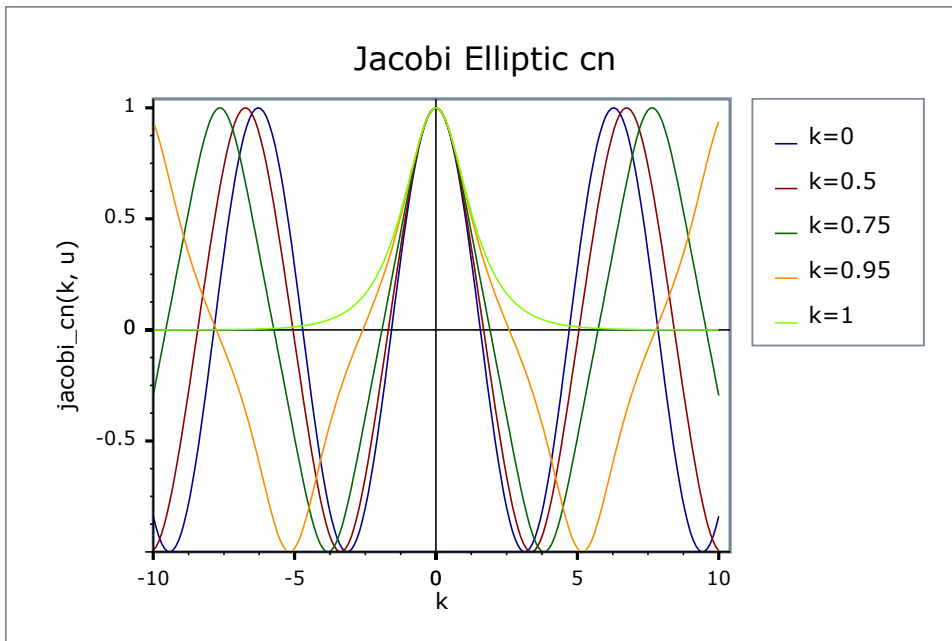
    template <class T, class U, class Policy>
    calculated-result-type jacobi_cn(T k, U u, const Policy& pol);
}} // namespaces
```

Description

This function returns the Jacobi elliptic function cn .

The final [Policy](#) argument is optional and can be used to control the behaviour of the function: how it handles errors, what level of precision to use etc. Refer to the [policy documentation for more details](#).

This function is a trivial wrapper around [jacobi_elliptic](#).



Jacobi Elliptic Function cs

Synopsis

```
#include <boost/math/special_functions/jacobi_elliptic.hpp>
```

```
namespace boost { namespace math {
    template <class T, class U>
    calculated-result-type jacob_i_cs(T k, U u);

    template <class T, class U, class Policy>
    calculated-result-type jacob_i_cs(T k, U u, const Policy& pol);
}} // namespaces
```

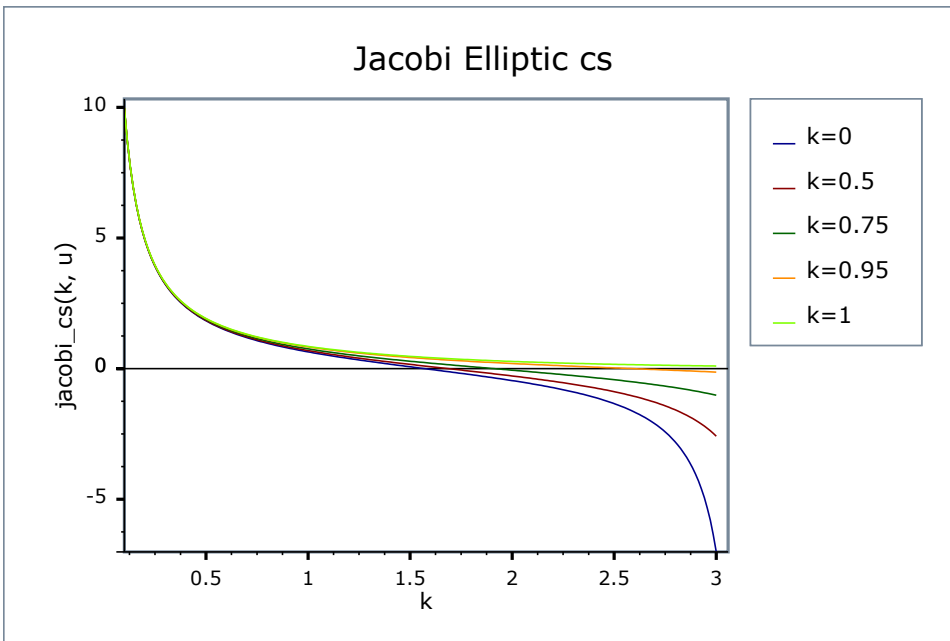
Description

This function returns the Jacobi elliptic function cs .

The final [Policy](#) argument is optional and can be used to control the behaviour of the function: how it handles errors, what level of precision to use etc. Refer to the [policy documentation for more details](#).

This function is a trivial wrapper around [jacob_i_elliptic](#), with:

$$cs(u, k) = cn(u, k) / sn(u, k)$$



Jacobi Elliptic Function dc

Synopsis

```
#include <boost/math/special_functions/jacobi_elliptic.hpp>
```

```
namespace boost { namespace math {
    template <class T, class U>
    calculated-result-type jacobi_dc(T k, U u);

    template <class T, class U, class Policy>
    calculated-result-type jacobi_dc(T k, U u, const Policy& pol);
}} // namespaces
```

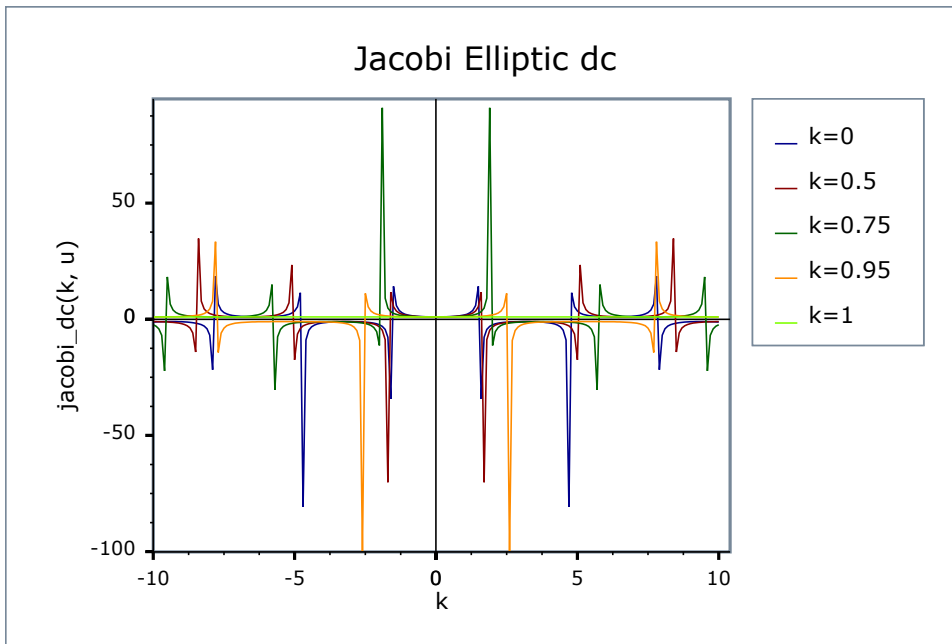
Description

This function returns the Jacobi elliptic function *dc*.

The final [Policy](#) argument is optional and can be used to control the behaviour of the function: how it handles errors, what level of precision to use etc. Refer to the [policy documentation for more details](#).

This function is a trivial wrapper around [jacobi_elliptic](#), with:

$$dc(u, k) = dn(u, k) / cn(u, k)$$



Jacobi Elliptic Function dn

Synopsis

```
#include <boost/math/special_functions/jacobi_elliptic.hpp>
```

```
namespace boost { namespace math {
    template <class T, class U>
    calculated-result-type jacobi_dn(T k, U u);

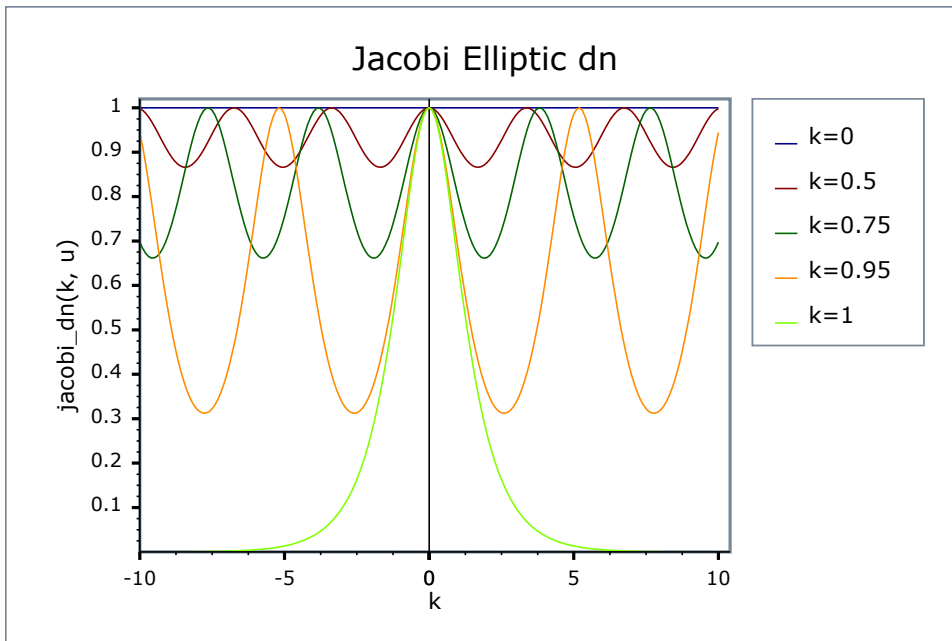
    template <class T, class U, class Policy>
    calculated-result-type jacobi_dn(T k, U u, const Policy& pol);
}} // namespaces
```

Description

This function returns the Jacobi elliptic function dn .

The final [Policy](#) argument is optional and can be used to control the behaviour of the function: how it handles errors, what level of precision to use etc. Refer to the [policy documentation](#) for more details.

This function is a trivial wrapper around [jacobi_elliptic](#).



Jacobi Elliptic Function ds

Synopsis

```
#include <boost/math/special_functions/jacobi_elliptic.hpp>
```

```
namespace boost { namespace math {
    template <class T, class U>
    calculated-result-type jacob_i_ds(T k, U u);

    template <class T, class U, class Policy>
    calculated-result-type jacob_i_ds(T k, U u, const Policy& pol);
}} // namespaces
```

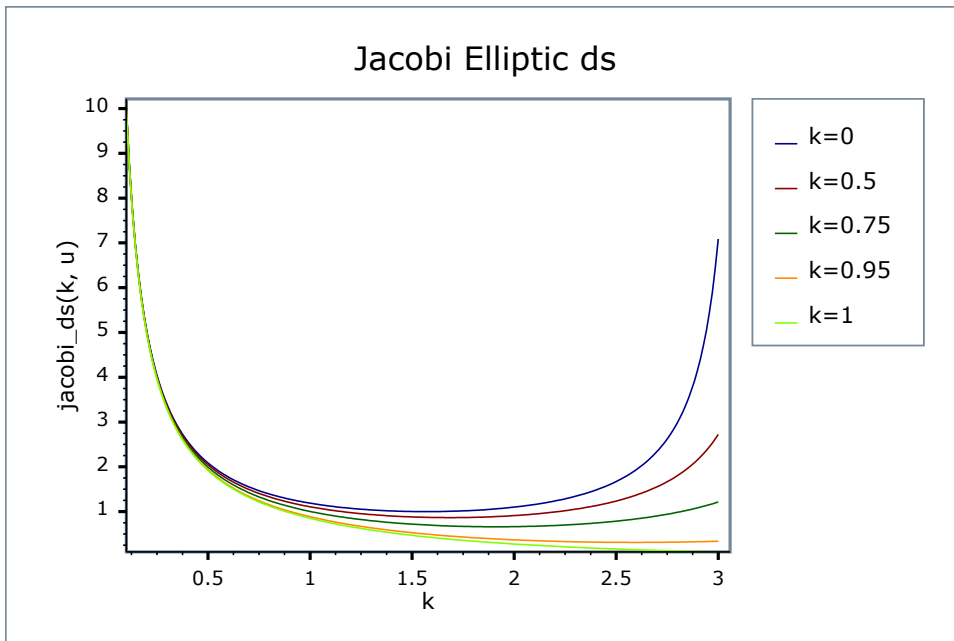
Description

This function returns the Jacobi elliptic function ds .

The final [Policy](#) argument is optional and can be used to control the behaviour of the function: how it handles errors, what level of precision to use etc. Refer to the [policy documentation for more details](#).

This function is a trivial wrapper around [jacob_i_elliptic](#), with:

$$ds(u, k) = dn(u, k) / sn(u, k)$$



Jacobi Elliptic Function nc

Synopsis

```
#include <boost/math/special_functions/jacobi_elliptic.hpp>
```

```
namespace boost { namespace math {
    template <class T, class U>
    calculated-result-type jacobi_nc(T k, U u);

    template <class T, class U, class Policy>
    calculated-result-type jacobi_nc(T k, U u, const Policy& pol);
}} // namespaces
```

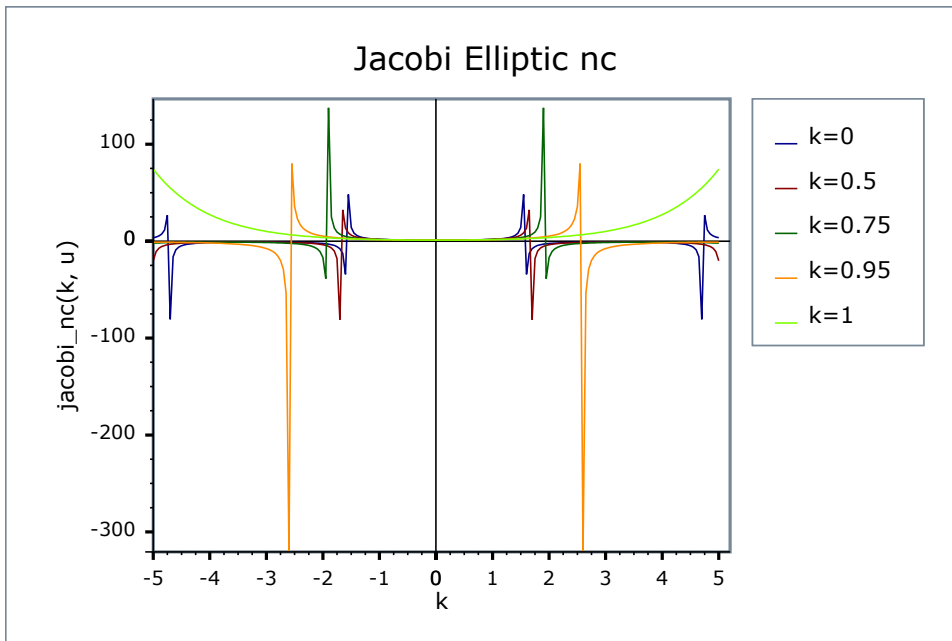
Description

This function returns the Jacobi elliptic function *nc*.

The final [Policy](#) argument is optional and can be used to control the behaviour of the function: how it handles errors, what level of precision to use etc. Refer to the [policy documentation for more details](#).

This function is a trivial wrapper around [jacobi_elliptic](#), with:

$$nc(u, k) = 1 / cn(u, k)$$



Jacobi Elliptic Function nd

Synopsis

```
#include <boost/math/special_functions/jacobi_elliptic.hpp>
```

```
namespace boost { namespace math {
    template <class T, class U>
    calculated-result-type jacobi_nd(T k, U u);

    template <class T, class U, class Policy>
    calculated-result-type jacobi_nd(T k, U u, const Policy& pol);
}} // namespaces
```

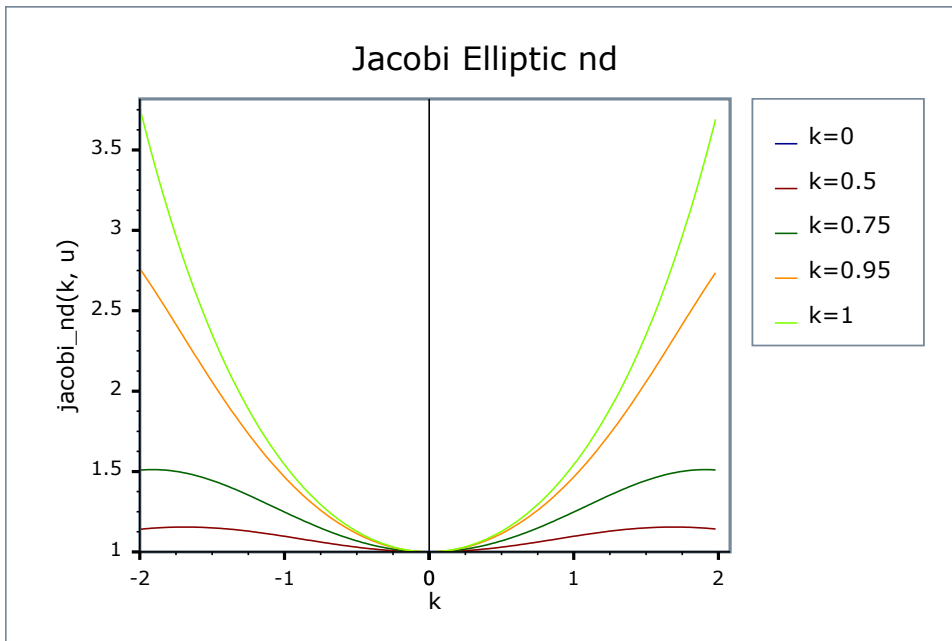
Description

This function returns the Jacobi elliptic function *nd*.

The final [Policy](#) argument is optional and can be used to control the behaviour of the function: how it handles errors, what level of precision to use etc. Refer to the [policy documentation for more details](#).

This function is a trivial wrapper around [jacobi_elliptic](#), with:

$$nd(u, k) = 1 / dn(u, k)$$



Jacobi Elliptic Function ns

Synopsis

```
#include <boost/math/special_functions/jacobi_elliptic.hpp>
```

```
namespace boost { namespace math {
    template <class T, class U>
    calculated-result-type jacobins(T k, U u);

    template <class T, class U, class Policy>
    calculated-result-type jacobins(T k, U u, const Policy& pol);
}} // namespaces
```

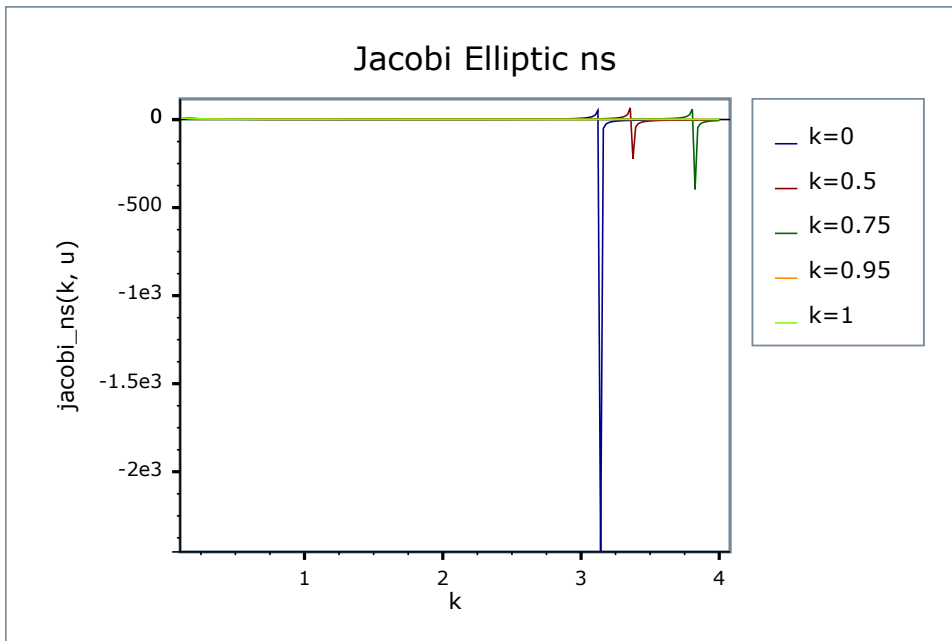
Description

This function returns the Jacobi elliptic function *ns*.

The final [Policy](#) argument is optional and can be used to control the behaviour of the function: how it handles errors, what level of precision to use etc. Refer to the [policy documentation for more details](#).

This function is a trivial wrapper around [jacobi_elliptic](#), with:

$$ns(u, k) = 1 / sn(u, k)$$



Jacobi Elliptic Function *sc*

Synopsis

```
#include <boost/math/special_functions/jacobi_elliptic.hpp>
```

```
namespace boost { namespace math {
    template <class T, class U>
    calculated-result-type jacobi_sc(T k, U u);

    template <class T, class U, class Policy>
    calculated-result-type jacobi_sc(T k, U u, const Policy& pol);
}} // namespaces
```

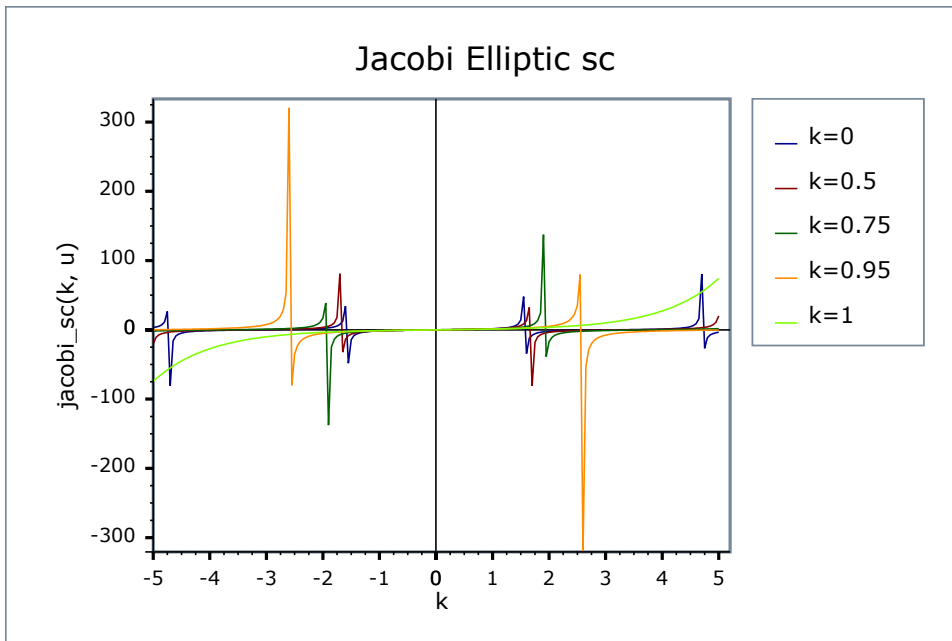
Description

This function returns the Jacobi elliptic function *sc*.

The final [Policy](#) argument is optional and can be used to control the behaviour of the function: how it handles errors, what level of precision to use etc. Refer to the [policy documentation for more details](#).

This function is a trivial wrapper around [jacobi_elliptic](#), with:

$$sc(u, k) = sn(u, k) / cn(u, k)$$



Jacobi Elliptic Function sd

Synopsis

```
#include <boost/math/special_functions/jacobi_elliptic.hpp>
```

```
namespace boost { namespace math {
    template <class T, class U>
    calculated-result-type jacobi_sd(T k, U u);

    template <class T, class U, class Policy>
    calculated-result-type jacobi_sd(T k, U u, const Policy& pol);
}} // namespaces
```

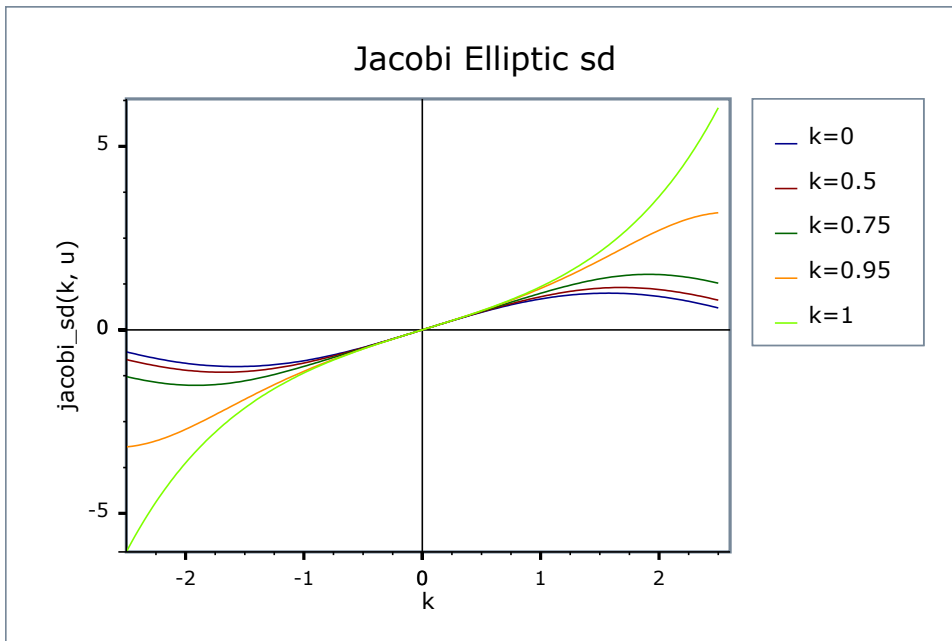
Description

This function returns the Jacobi elliptic function *sd*.

The final [Policy](#) argument is optional and can be used to control the behaviour of the function: how it handles errors, what level of precision to use etc. Refer to the [policy documentation for more details](#).

This function is a trivial wrapper around [jacobi_elliptic](#), with:

$$sd(u, k) = sn(u, k) / dn(u, k)$$



Jacobi Elliptic Function sn

Synopsis

```
#include <boost/math/special_functions/jacobi_elliptic.hpp>
```

```
namespace boost { namespace math {
    template <class T, class U>
    calculated-result-type jacobi_sn(T k, U u);

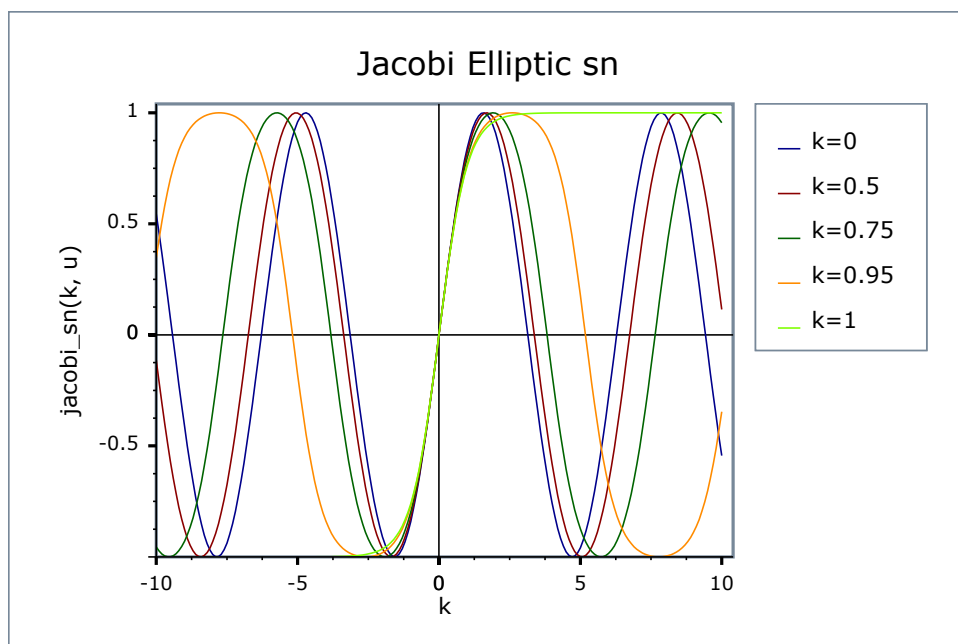
    template <class T, class U, class Policy>
    calculated-result-type jacobi_sn(T k, U u, const Policy& pol);
}} // namespaces
```

Description

This function returns the Jacobi elliptic function sn .

The final [Policy](#) argument is optional and can be used to control the behaviour of the function: how it handles errors, what level of precision to use etc. Refer to the [policy documentation](#) for more details.

This function is a trivial wrapper around [jacobi_elliptic](#).



Zeta Functions

Riemann Zeta Function

Synopsis

```
#include <boost/math/special_functions/zeta.hpp>
```

```
namespace boost{ namespace math{

template <class T>
calculated-result-type zeta(T z);

template <class T, class Policy>
calculated-result-type zeta(T z, const Policy&);

}} // namespaces
```

The return type of these functions is computed using the *result type calculation rules*: the return type is `double` if `T` is an integer type, and `T` otherwise.

The final `Policy` argument is optional and can be used to control the behaviour of the function: how it handles errors, what level of precision to use etc. Refer to the [policy documentation for more details](#).

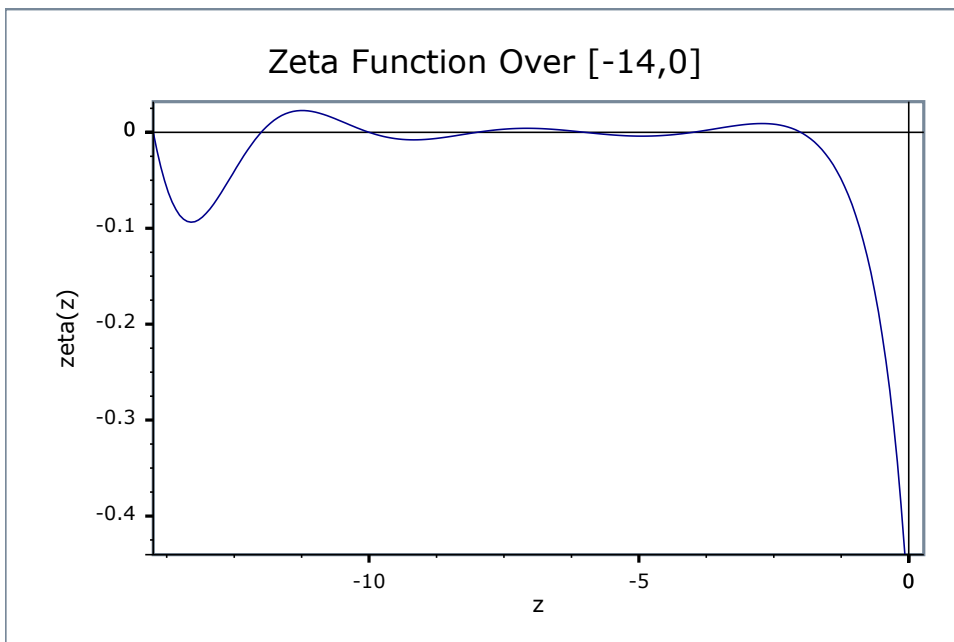
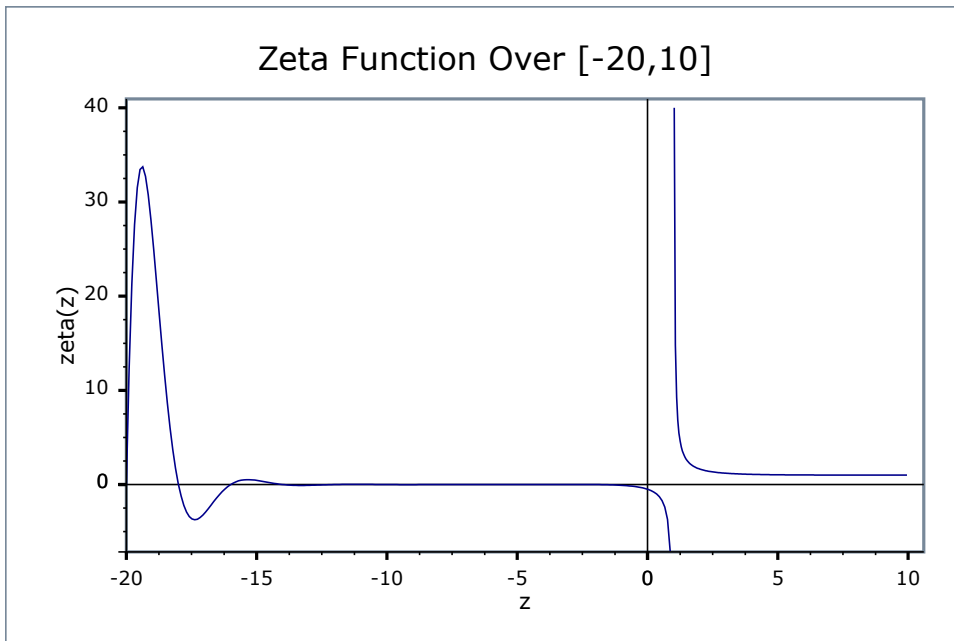
Description

```
template <class T>
calculated-result-type zeta(T z);

template <class T, class Policy>
calculated-result-type zeta(T z, const Policy&);
```

Returns the [zeta function](#) of `z`:

$$\zeta(s) = \sum_{k=1}^{\infty} \frac{1}{k^s}$$



Accuracy

The following table shows the peak errors (in units of epsilon) found on various platforms with various floating point types, along with comparisons to the [GSL-1.9](#) and [Cephes](#) libraries. Unless otherwise specified any floating point type that is narrower than the one shown will have [effectively zero error](#).

Table 48. Errors In the Function zeta(z)

Significant Size	Platform and Compiler	$z > 0$	$z < 0$
53	Win32, Visual C++ 8	Peak=0.99 Mean=0.1 GSL Peak=8.7 Mean=1.0 Cephes Peak=2.1 Mean=1.1	Peak=7.1 Mean=3.0 GSL Peak=137 Mean=14 Cephes Peak=5084 Mean=470
64	RedHat Linux IA_EM64, gcc-4.1	Peak=0.99 Mean=0.5	Peak=570 Mean=60
64	Redhat Linux IA64, gcc-4.1	Peak=0.99 Mean=0.5	Peak=559 Mean=56
113	HPUX IA64, aCC A.06.06	Peak=1.0 Mean=0.4	Peak=1018 Mean=79

Testing

The tests for these functions come in two parts: basic sanity checks use spot values calculated using [Mathworld's online evaluator](#), while accuracy checks use high-precision test values calculated at 1000-bit precision with [NTL::RR](#) and this implementation. Note that the generic and type-specific versions of these functions use differing implementations internally, so this gives us reasonably independent test data. Using our test data to test other "known good" implementations also provides an additional sanity check.

Implementation

All versions of these functions first use the usual reflection formulas to make their arguments positive:

$$\zeta(1-s) = 2\sin\left(\pi\frac{1-s}{2}\right)(2\pi^{-s})\Gamma(s)\zeta(s)$$

The generic versions of these functions are implemented using the series:

$$\zeta(s) = \frac{-1}{s^n(1-2^{1-s})} \sum_{j=0}^{2n-1} \frac{e_j}{(j+1)^s} + \gamma(s) \quad ; \quad e_j = (-1)^j \left(\sum_{k=0}^{j-n} \frac{n!}{k!(n-k)!} - 2^n \right) \quad \left| \gamma_n(s) \right| < \frac{1}{8^n |1-2^{1-s}|}$$

When the significand (mantissa) size is recognised (currently for 53, 64 and 113-bit reals, plus single-precision 24-bit handled via promotion to double) then a series of rational approximations [devised by JM](#) are used.

For $0 < z < 1$ the approximating form is:

$$\zeta(s) = \frac{C + R(1-s) - s}{1-s}$$

For a rational approximation $R(1-z)$ and a constant C .

For $1 < z < 4$ the approximating form is:

$$\zeta(s) = C + R(s-n) + \frac{1}{s-1}$$

For a rational approximation $R(n-z)$ and a constant C and integer n .

For $z > 4$ the approximating form is:

$$\zeta(z) = 1 + e^{R(z-n)}$$

For a rational approximation $R(z-n)$ and integer n , note that the accuracy required for $R(z-n)$ is not full machine precision, but an absolute error of: $\epsilon/R(0)$. This saves us quite a few digits when dealing with large z , especially when ϵ is small.

Exponential Integrals

Exponential Integral En

Synopsis

```
#include <boost/math/special_functions/expint.hpp>
```

```
namespace boost{ namespace math{

template <class T>
calculated-result-type expint(unsigned n, T z);

template <class T, class Policy>
calculated-result-type expint(unsigned n, T z, const Policy&);

}} // namespaces
```

The return type of these functions is computed using the *result type calculation rules*: the return type is `double` if `T` is an integer type, and `T` otherwise.

The final `Policy` argument is optional and can be used to control the behaviour of the function: how it handles errors, what level of precision to use etc. Refer to the [policy documentation for more details](#).

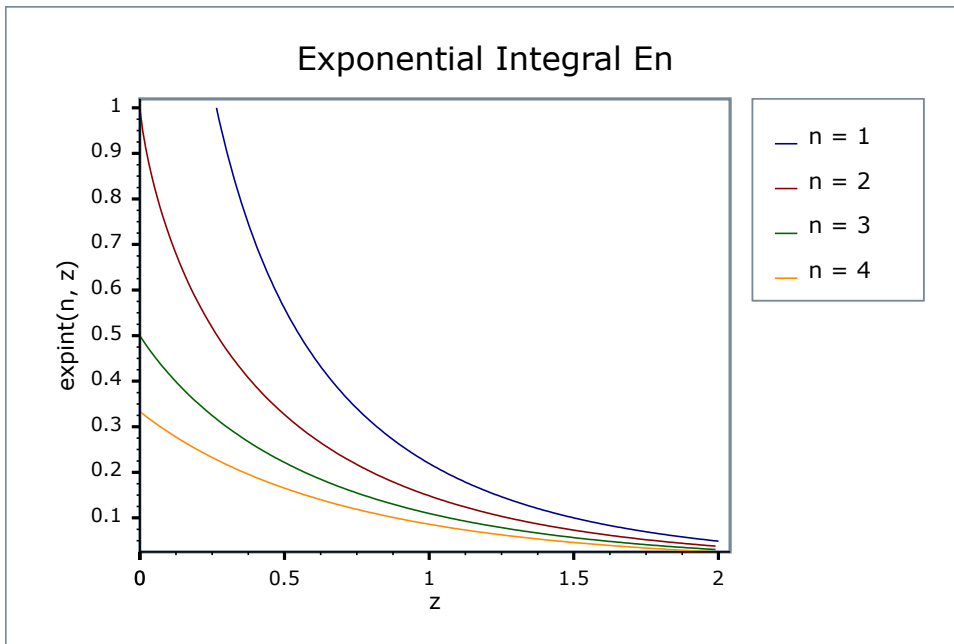
Description

```
template <class T>
calculated-result-type expint(unsigned n, T z);

template <class T, class Policy>
calculated-result-type expint(unsigned n, T z, const Policy&);
```

Returns the [exponential integral En](#) of `z`:

$$E_n(x) = \int_1^{\infty} \frac{e^{-xt}}{t^n} dt$$



Accuracy

The following table shows the peak errors (in units of epsilon) found on various platforms with various floating point types, along with comparisons to the [Cephes](#) library. Unless otherwise specified any floating point type that is narrower than the one shown will have [effectively zero error](#).

Table 49. Errors In the Function $\text{expint}(n, z)$

Significant Size	Platform and Compiler	En	E1
53	Win32, Visual C++ 8	Peak=7.1 Mean=1.8 Cephes Peak=5.1 Mean=1.3	Peak=0.99 Mean=0.5 Cephes Peak=3.1 Mean=1.1
64	RedHat Linux IA_EM64, gcc-4.1	Peak=9.9 Mean=2.1	Peak=0.97 Mean=0.4
64	Redhat Linux IA64, gcc-4.1	Peak=9.9 Mean=2.1	Peak=0.97 Mean=0.4
113	HPUX IA64, aCC A.06.06	Peak=23.3 Mean=3.7	Peak=1.6 Mean=0.5

Testing

The tests for these functions come in two parts: basic sanity checks use spot values calculated using [Mathworld's online evaluator](#), while accuracy checks use high-precision test values calculated at 1000-bit precision with [NTL::RR](#) and this implementation. Note that the generic and type-specific versions of these functions use differing implementations internally, so this gives us reasonably independent test data. Using our test data to test other "known good" implementations also provides an additional sanity check.

Implementation

The generic version of this function uses the continued fraction:

$$E_n(x) = \frac{e^{-x}}{n+x - \frac{\frac{e^{-x}}{n}}{2+n+x - \frac{\frac{2(n+1)}{3(n+2)}}{4+n+x - \frac{\frac{3(n+2)}{6+n+x - \frac{\frac{4(n+3)}{8+n+x - \dots}}}}}}}$$

for large x and the infinite series:

$$E_n(x) = \frac{(-z)^{n-1}}{(n-1)!}(\psi(n) - \log(z)) - \sum_{k=0, k \neq n-1}^{\infty} \frac{(-1)^k z^k}{(k-n+1)k!}$$

for small x .

Where the precision of x is known at compile time and is 113 bits or fewer in precision, then rational approximations [devised by JM](#) are used for the $n == 1$ case.

For $x < 1$ the approximating form is a minimax approximation:

$$E_1(x) = x + \log(x) + c + R(x)$$

and for $x > 1$ a Chebyshev interpolated approximation of the form:

$$E_1(x) = \frac{e^{-x}}{x} \left(1 + R\left(\frac{1}{x}\right) \right)$$

is used.

Exponential Integral Ei

Synopsis

```
#include <boost/math/special_functions/expint.hpp>
```

```
namespace boost{ namespace math{
template <class T>
calculated-result-type expint(T z);

template <class T, class Policy>
calculated-result-type expint(T z, const Policy&);

}} // namespaces
```

The return type of these functions is computed using the [result type calculation rules](#): the return type is `double` if T is an integer type, and T otherwise.

The final [Policy](#) argument is optional and can be used to control the behaviour of the function: how it handles errors, what level of precision to use etc. Refer to the [policy documentation for more details](#).

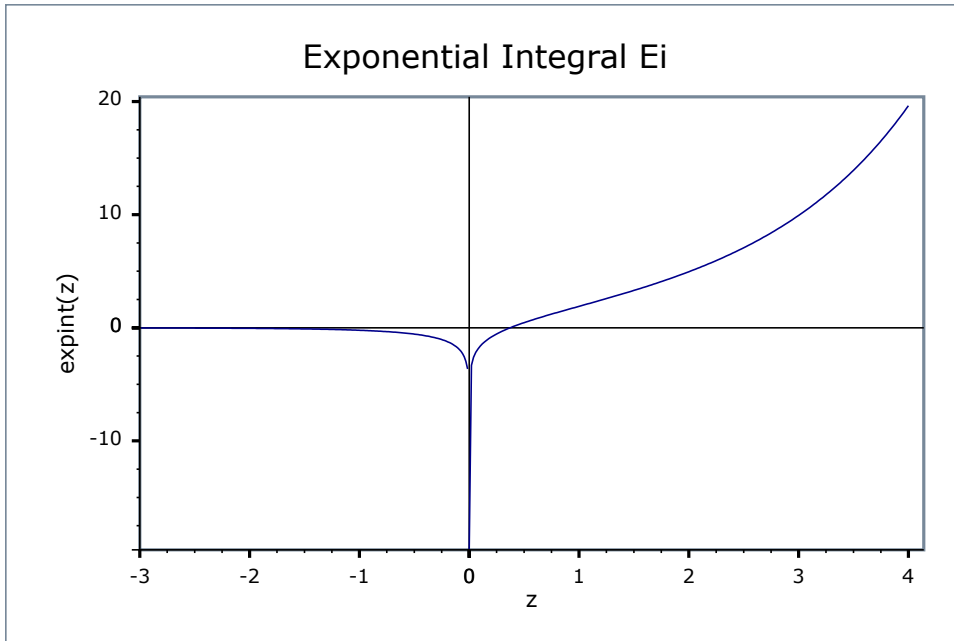
Description

```
template <class T>
calculated-result-type expint(T z);

template <class T, class Policy>
calculated-result-type expint(T z, const Policy&);
```


Returns the [exponential integral](#) of z :

$$Ei(x) = -E_1(-x) = \int_{-x}^{\infty} \frac{e^{-t}}{t} dt$$



Accuracy

The following table shows the peak errors (in units of epsilon) found on various platforms with various floating point types, along with comparisons to Cody's SPECFUN implementation and the [GSL-1.9](#) library. Unless otherwise specified any floating point type that is narrower than the one shown will have [effectively zero error](#).

Table 50. Errors In the Function $\text{expint}(z)$

Significant Size	Platform and Compiler	Error
53	Win32, Visual C++ 8	Peak=2.4 Mean=0.6 GSL Peak=8.9 Mean=0.7 SPECFUN (Cody) Peak=2.5 Mean=0.6
64	RedHat Linux IA_EM64, gcc-4.1	Peak=5.1 Mean=0.8
64	Redhat Linux IA64, gcc-4.1	Peak=5.0 Mean=0.8
113	HPUX IA64, aCC A.06.06	Peak=1.9 Mean=0.63

It should be noted that all three libraries tested above offer sub-epsilon precision over most of their range.

GSL has the greatest difficulty near the positive root of E_n , while Cody's SPECFUN along with this implementation increase their error rates very slightly over the range $[4,6]$.

Testing

The tests for these functions come in two parts: basic sanity checks use spot values calculated using [Mathworld's online evaluator](#), while accuracy checks use high-precision test values calculated at 1000-bit precision with [NTL::RR](#) and this implementation. Note

that the generic and type-specific versions of these functions use differing implementations internally, so this gives us reasonably independent test data. Using our test data to test other "known good" implementations also provides an additional sanity check.

Implementation

For $x < 0$ this function just calls [zeta\(1, -x\)](#): which in turn is implemented in terms of rational approximations when the type of x has 113 or fewer bits of precision.

For $x > 0$ the generic version is implemented using the infinite series:

$$\text{Ei}(z) = \log(z) + \gamma + \sum_{k=0}^{\infty} \frac{z^k}{k k!}$$

However, when the precision of the argument type is known at compile time and is 113 bits or less, then rational approximations [devised by JM](#) are used.

For $0 < z < 6$ a root-preserving approximation of the form:

$$\text{Ei}(z) = \log\left(\frac{z}{z_0}\right) + (z - z_0)R\left(\frac{z}{3} - 1\right)$$

is used, where z_0 is the positive root of the function, and $R(z/3 - 1)$ is a minimax rational approximation rescaled so that it is evaluated over $[-1, 1]$. Note that while the rational approximation over $[0, 6]$ converges rapidly to the minimax solution it is rather ill-conditioned in practice. Cody and Thacher⁵ experienced the same issue and converted the polynomials into Chebyshev form to ensure stable computation. By experiment we found that the polynomials are just as stable in polynomial as Chebyshev form, *provided* they are computed over the interval $[-1, 1]$.

Over the a series of intervals $[a, b]$ and $[b, \text{INF}]$ the rational approximation takes the form:

$$\text{Ei}(z) = z + \frac{e^z}{z}(c + R(t))$$

where c is a constant, and $R(t)$ is a minimax solution optimised for low absolute error compared to c . Variable t is $1/z$ when the range is infinite and $2z/(b-a) - (2a/(b-a) + 1)$ otherwise: this has the effect of scaling z to the interval $[-1, 1]$. As before rational approximations over arbitrary intervals were found to be ill-conditioned: Cody and Thacher solved this issue by converting the polynomials to their J-Fraction equivalent. However, as long as the interval of evaluation was $[-1, 1]$ and the number of terms carefully chosen, it was found that the polynomials *could* be evaluated to suitable precision: error rates are typically 2 to 3 epsilon which is comparable to the error rate that Cody and Thacher achieved using J-Fractions, but marginally more efficient given that fewer divisions are involved.

⁵ W. J. Cody and H. C. Thacher, Jr., Rational Chebyshev approximations for the exponential integral $E_1(x)$, Math. Comp. 22 (1968), 641-649, and W. J. Cody and H. C. Thacher, Jr., Chebyshev approximations for the exponential integral $E_i(x)$, Math. Comp. 23 (1969), 289-303.

Basic Functions

sin_pi

```
#include <boost/math/special_functions/sin_pi.hpp>
```

```
namespace boost{ namespace math{

template <class T>
calculated-result-type sin_pi(T x);

template <class T, class Policy>
calculated-result-type sin_pi(T x, const Policy&);

}} // namespaces
```

Returns the sine of πx .

The return type of this function is computed using the *result type calculation rules*: the return is double when x is an integer type and T otherwise.

The final **Policy** argument is optional and can be used to control the behaviour of the function: how it handles errors, what level of precision to use etc. Refer to the [policy documentation for more details](#).

This function performs exact all-integer arithmetic argument reduction before computing the sine of πx .

cos_pi

```
#include <boost/math/special_functions/cos_pi.hpp>
```

```
namespace boost{ namespace math{

template <class T>
calculated-result-type cos_pi(T x);

template <class T, class Policy>
calculated-result-type cos_pi(T x, const Policy&);

}} // namespaces
```

Returns the cosine of πx .

The return type of this function is computed using the *result type calculation rules*: the return is double when x is an integer type and T otherwise.

The final **Policy** argument is optional and can be used to control the behaviour of the function: how it handles errors, what level of precision to use etc. Refer to the [policy documentation for more details](#).

This function performs exact all-integer arithmetic argument reduction before computing the cosine of πx .

log1p

```
#include <boost/math/special_functions/log1p.hpp>
```

```

namespace boost{ namespace math{

template <class T>
calculated-result-type log1p(T x);

template <class T, class Policy>
calculated-result-type log1p(T x, const Policy&);

}} // namespaces

```

Returns the natural logarithm of $x+1$.

The return type of this function is computed using the *result type calculation rules*: the return is `double` when x is an integer type and `T` otherwise.

The final `Policy` argument is optional and can be used to control the behaviour of the function: how it handles errors, what level of precision to use etc. Refer to the [policy documentation for more details](#).

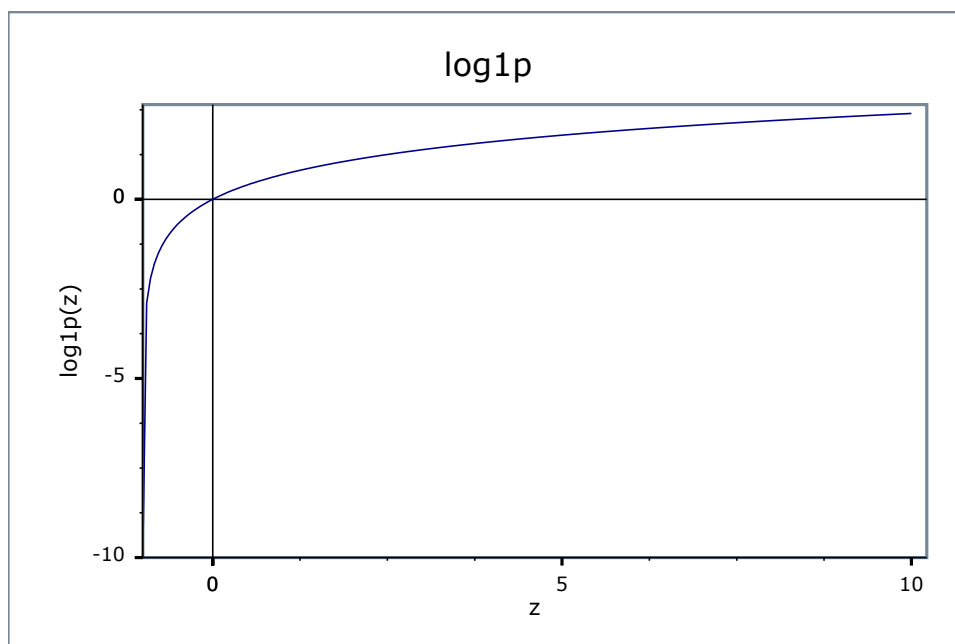
There are many situations where it is desirable to compute $\log(x+1)$. However, for small x then $x+1$ suffers from catastrophic cancellation errors so that $x+1 == 1$ and $\log(x+1) == 0$, when in fact for very small x , the best approximation to $\log(x+1)$ would be x . `log1p` calculates the best approximation to $\log(1+x)$ using a Taylor series expansion for accuracy (less than 2^{-2}). Alternatively note that there are faster methods available, for example using the equivalence:

$$\log(1+x) == (\log(1+x) * x) / ((1+x) - 1)$$

However, experience has shown that these methods tend to fail quite spectacularly once the compiler's optimizations are turned on, consequently they are used only when known not to break with a particular compiler. In contrast, the series expansion method seems to be reasonably immune to optimizer-induced errors.

Finally when `BOOST_HAS_LOG1P` is defined then the `float/double/long double` specializations of this template simply forward to the platform's native (POSIX) implementation of this function.

The following graph illustrates the behaviour of `log1p`:



Accuracy

For built in floating point types `log1p` should have approximately 1 epsilon accuracy.

Testing

A mixture of spot test sanity checks, and random high precision test values calculated using NTL::RR at 1000-bit precision.

expm1

```
#include <boost/math/special_functions/expm1.hpp>
```

```
namespace boost{ namespace math{

template <class T>
calculated-result-type expm1(T x);

template <class T, class Policy>
calculated-result-type expm1(T x, const Policy&);

}} // namespaces
```

Returns $e^x - 1$.

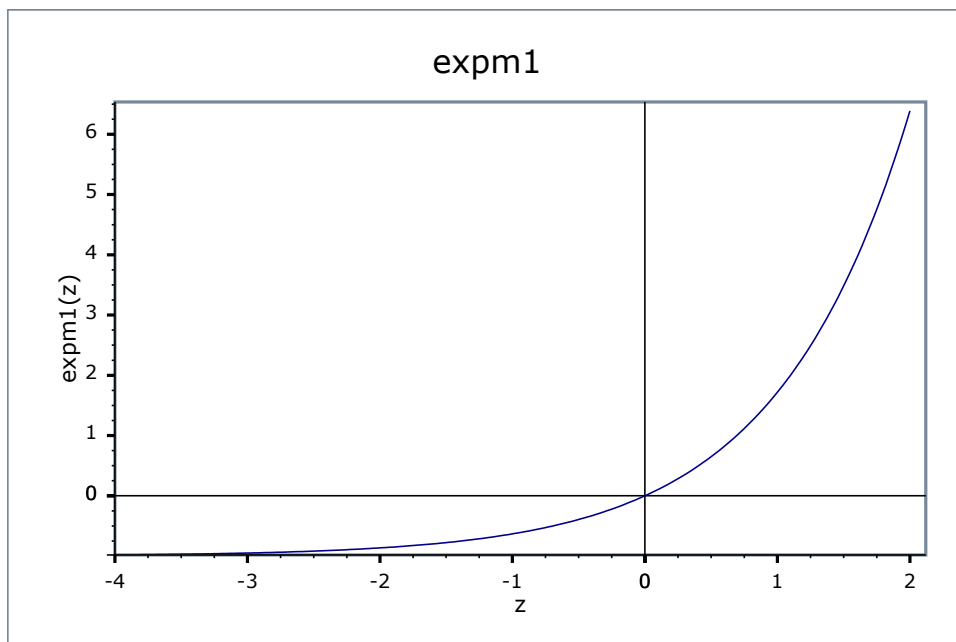
The return type of this function is computed using the [result type calculation rules](#): the return is double when x is an integer type and T otherwise.

The final [Policy](#) argument is optional and can be used to control the behaviour of the function: how it handles errors, what level of precision to use etc. Refer to the [policy documentation for more details](#).

For small x , then e^x is very close to 1, as a result calculating $e^x - 1$ results in catastrophic cancellation errors when x is small. `expm1` calculates $e^x - 1$ using rational approximations (for up to 128-bit long doubles), otherwise via a series expansion when x is small (giving an accuracy of less than 2).

Finally when `BOOST_HAS_EXPM1` is defined then the `float/double/long double` specializations of this template simply forward to the platform's native (POSIX) implementation of this function.

The following graph illustrates the behaviour of `expm1`:



Accuracy

For built in floating point types `expm1` should have approximately 1 epsilon accuracy.

Testing

A mixture of spot test sanity checks, and random high precision test values calculated using NTL::RR at 1000-bit precision.

cbrt

```
#include <boost/math/special_functions/cbrt.hpp>
```

```
namespace boost{ namespace math{
template <class T>
calculated-result-type cbrt(T x);

template <class T, class Policy>
calculated-result-type cbrt(T x, const Policy&);

}} // namespaces
```

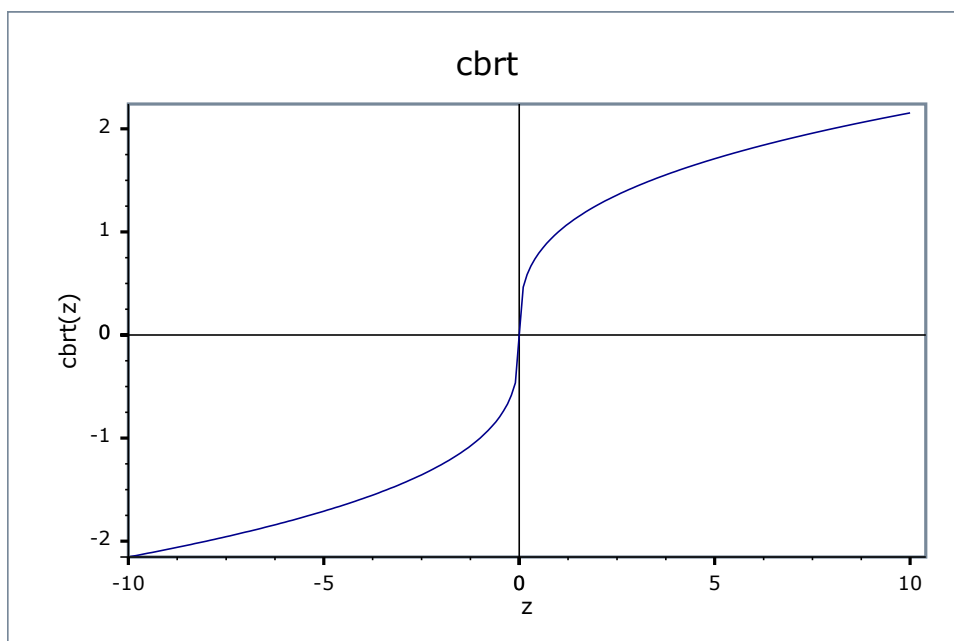
Returns the cubed root of x : $x^{1/3}$.

The return type of this function is computed using the [result type calculation rules](#): the return is `double` when x is an integer type and `T` otherwise.

The final [Policy](#) argument is optional and can be used to control the behaviour of the function: how it handles errors, what level of precision to use etc. Refer to the [policy documentation for more details](#).

Implemented using Halley iteration.

The following graph illustrates the behaviour of `cbrt`:



Accuracy

For built in floating-point types `cbart` should have approximately 2 epsilon accuracy.

Testing

A mixture of spot test sanity checks, and random high precision test values calculated using NTL::RR at 1000-bit precision.

sqrt1pm1

```
#include <boost/math/special_functions/sqrt1pm1.hpp>
```

```
namespace boost{ namespace math{

template <class T>
calculated-result-type sqrt1pm1(T x);

template <class T, class Policy>
calculated-result-type sqrt1pm1(T x, const Policy&);

}} // namespaces
```

Returns $\sqrt{1+x} - 1$.

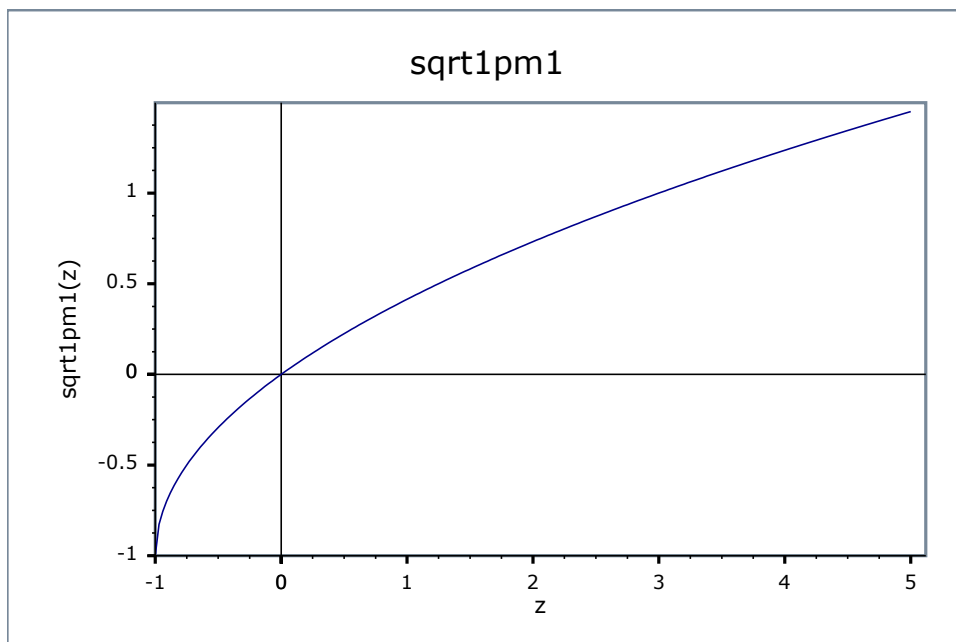
The return type of this function is computed using the [result type calculation rules](#): the return is `double` when x is an integer type and `T` otherwise.

The final [Policy](#) argument is optional and can be used to control the behaviour of the function: how it handles errors, what level of precision to use etc. Refer to the [policy documentation for more details](#).

This function is useful when you need the difference between \sqrt{x} and 1, when x is itself close to 1.

Implemented in terms of `log1p` and `expm1`.

The following graph illustrates the behaviour of `sqrt1pm1`:



Accuracy

For built in floating-point types `sqrt1pm1` should have approximately 3 epsilon accuracy.

Testing

A selection of random high precision test values calculated using NTL::RR at 1000-bit precision.

powm1

```
#include <boost/math/special_functions/powm1.hpp>
```

```
namespace boost{ namespace math{

template <class T1, class T2>
calculated-result-type powm1(T1 x, T2 y);

template <class T1, class T2, class Policy>
calculated-result-type powm1(T1 x, T2 y, const Policy&);

}} // namespaces
```

Returns $x^y - 1$.

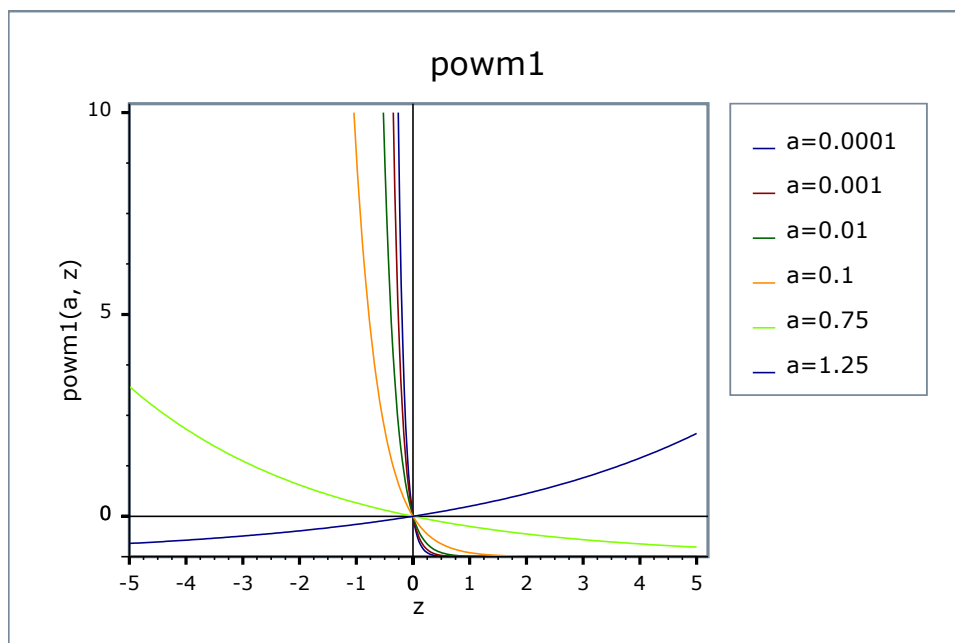
The return type of this function is computed using the [result type calculation rules](#) when T1 and T2 are different types.

The final [Policy](#) argument is optional and can be used to control the behaviour of the function: how it handles errors, what level of precision to use etc. Refer to the [policy documentation for more details](#).

There are two domains where this is useful: when y is very small, or when x is close to 1.

Implemented in terms of `expm1`.

The following graph illustrates the behaviour of `powm1`:



Accuracy

Should have approximately 2-3 epsilon accuracy.

Testing

A selection of random high precision test values calculated using NTL::RR at 1000-bit precision.

hypot

```
template <class T1, class T2>
calculated-result-type hypot(T1 x, T2 y);

template <class T1, class T2, class Policy>
calculated-result-type hypot(T1 x, T2 y, const Policy&);
```

Effects: computes $\text{hypot}(x, y) = \sqrt{x^2 + y^2}$ in such a way as to avoid undue underflow and overflow.

The return type of this function is computed using the [result type calculation rules](#) when T1 and T2 are of different types.

The final [Policy](#) argument is optional and can be used to control the behaviour of the function: how it handles errors, what level of precision to use etc. Refer to the [policy documentation for more details](#).

When calculating $\text{hypot}(x, y) = \sqrt{x^2 + y^2}$ it's quite easy for the intermediate terms to either overflow or underflow, even though the result is in fact perfectly representable.

Implementation

The function is even and symmetric in x and y, so first take assume $x, y > 0$ and $x > y$ (we can permute the arguments if this is not the case).

Then if $x * \varepsilon \geq y$ we can simply return x .

Otherwise the result is given by:

$$\text{hypot}(x, y) = x \sqrt{1 + \left(\frac{y}{x}\right)^2}$$

Compile Time Power of a Runtime Base

The pow function effectively computes the compile-time integral power of a run-time base.

Synopsis

```
#include <boost/math/special_functions/pow.hpp>
```

```
namespace boost { namespace math {

template <int N, typename T>
calculated-result-type pow(T base);

template <int N, typename T, class Policy>
calculated-result-type pow(T base, const Policy& policy);

}}
```

Rationale and Usage

Computing the power of a number with an exponent that is known at compile time is a common need for programmers. In such cases, the usual method is to avoid the overhead implied by the `pow`, `powf` and `powl` C functions by hardcoding an expression such as:

```
// Hand-written 8th power of a 'base' variable
double result = base*base*base*base*base*base*base*base;
```

However, this kind of expression is not really readable (knowing the value of the exponent involves counting the number of occurrences of *base*), error-prone (it's easy to forget an occurrence), syntactically bulky, and non-optimal in terms of performance.

The `pow` function of `Boost.Math` helps writing this kind expression along with solving all the problems listed above:

```
// 8th power of a 'base' variable using math::pow
double result = pow<8>(base);
```

The expression is now shorter, easier to read, safer, and even faster. Indeed, `pow` will compute the expression such that only $\log_2(N)$ products are made for a power of *N*. For instance in the example above, the resulting expression will be the same as if we had written this, with only one computation of each identical subexpression:

```
// Internal effect of pow<8>(base)
double result = ((base*base)*(base*base))*((base*base)*(base*base));
```

Only 3 different products were actually computed.

Return Type

The return type of these functions is computed using the [result type calculation rules](#). For example:

- If *T* is a `float`, the return type is a `float`.
- If *T* is a `long double`, the return type is a `long double`.
- Otherwise, the return type is a `double`.

Policies

The final [Policy](#) argument is optional and can be used to control the behaviour of the function: how it handles errors, what level of precision to use etc. Refer to the [policy documentation for more details](#).

Error Handling

Two cases of errors can occur when using `pow`:

- In case of null base and negative exponent, an [overflow_error](#) occurs since this operation is a division by 0 (it equals to 1/0).
- In case of null base and null exponent, an [indeterminate_result_error](#) occurs since the result of this operation is indeterminate. Those errors follow the [general policies of error handling in Boost.Math](#).

The default overflow error policy is `throw_on_error`. A call like `pow<-2>(0)` will thus throw a `std::overflow_error` exception. As shown in the link given above, other error handling policies can be used:

- `errno_on_error`: Sets `std::errno` to `ERANGE` and returns `std::numeric_limits<T>::infinity()`.
- `ignore_error`: Returns `std::numeric_limits<T>::infinity()`.

- `user_error`: Returns the result of `boost::math::policies::user_overflow_error`: this function must be defined by the user.

The default indeterminate result error policy is `ignore_error`, which for this function returns 1 since it's the most commonly chosen result for a power of 0. Here again, other error handling policies can be used:

- `throw_on_error`: Throws `std::domain_error`
- `errno_on_error`: Sets `::errno` to `EDOM` and returns 1.
- `user_error`: Returns the result of `boost::math::policies::user_indeterminate_result_error`: this function must be defined by the user.

Here is an example of error handling customization where we want to specify the result that has to be returned in case of error. We will thus use the `user_error` policy, by passing as second argument an instance of an `overflow_error` policy templated with `user_error`:

```
// First we open the boost::math::policies namespace and define the `user_overflow_error`
// by making it return the value we want in case of error (-1 here)

namespace boost { namespace math { namespace policies {
template <class T>
T user_overflow_error(const char*, const char*, const T&)
{ return -1; }
}}}}

// Then we invoke pow and indicate that we want to use the user_error policy
using boost::math::policies;
double result = pow<-5>(base, policy<overflow_error<user_error> >());

// We can now test the returned value and treat the special case if needed:
if (result == -1)
{
    // there was an error, do something...
}
```

Another way is to redefine the default `overflow_error` policy by using the `BOOST_MATH_OVERFLOW_ERROR_POLICY` macro. Once the `user_overflow_error` function is defined as above, we can achieve the same result like this:

```
// Redefine the default error_overflow policy
#define BOOST_MATH_OVERFLOW_ERROR_POLICY user_error
#include <boost/math/special_functions/pow.hpp>

// From this point, passing a policy in argument is no longer needed, a call like this one
// will return -1 in case of error:

double result = pow<-5>(base);
```

Acknowledgements

Bruno Lalande submitted this addition to Boost.Math.

Thanks to Joaquín López Muñoz and Scott McMurray for their help in improving the implementation.

References

D.E. Knuth, *The Art of Computer Programming, Vol. 2: Seminumerical Algorithms*, 2nd ed., Addison-Wesley, Reading, MA, 1981

Sinus Cardinal and Hyperbolic Sinus Cardinal Functions

Sinus Cardinal and Hyperbolic Sinus Cardinal Functions Overview

The [Sinus Cardinal family of functions](#) (indexed by the family of indices $a > 0$) is defined by

$$\text{sinc}_a(x) = \frac{\sin\left(\frac{\pi x}{a}\right)}{\frac{\pi x}{a}}$$

it sees heavy use in signal processing tasks.

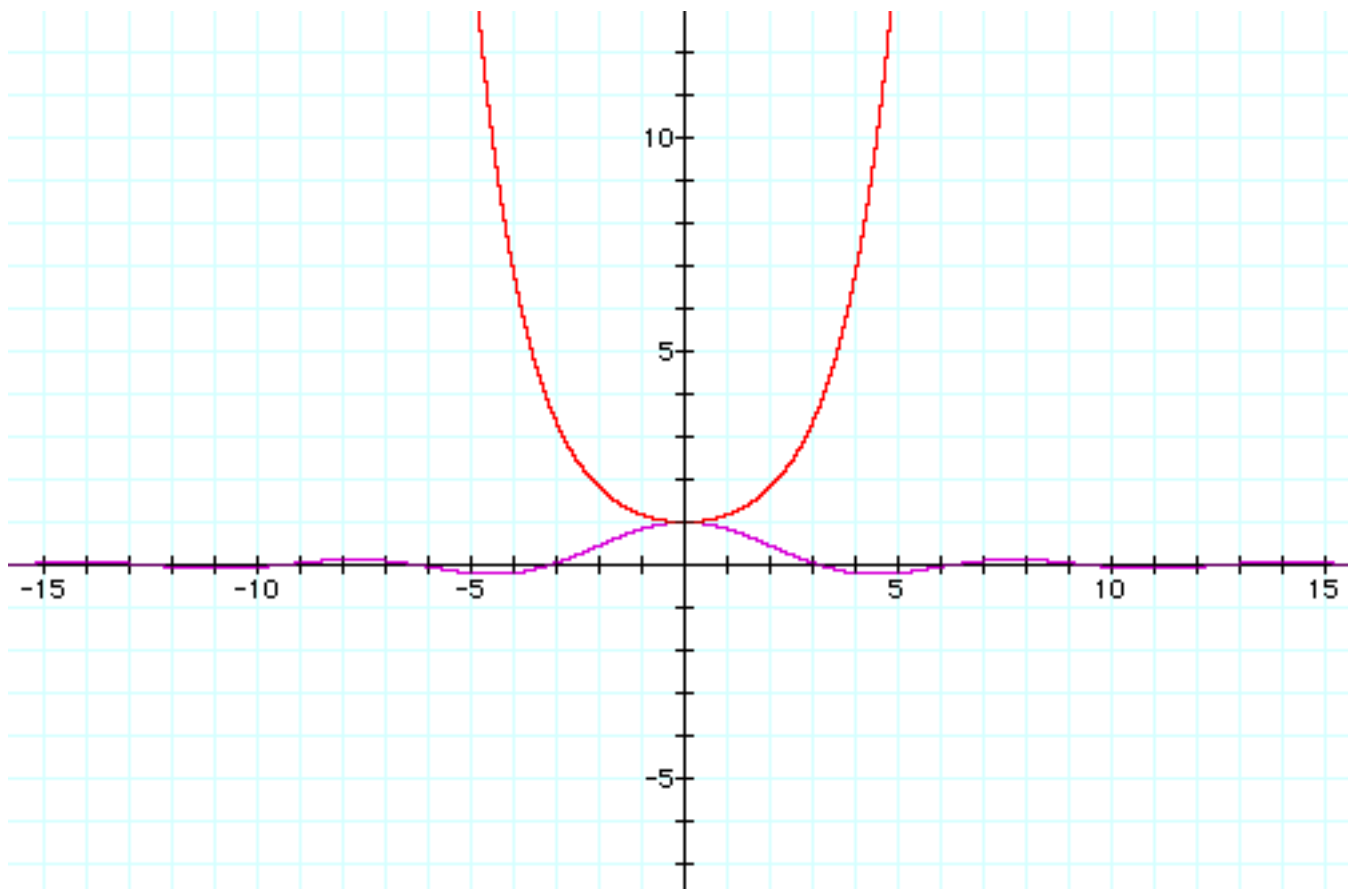
By analogy, the [Hyperbolic Sinus Cardinal](#) family of functions (also indexed by the family of indices $a > 0$) is defined by

$$\text{sinhc}_a(x) = \frac{\sinh\left(\frac{\pi x}{a}\right)}{\frac{\pi x}{a}}$$

These two families of functions are composed of entire functions.

These functions ([sinc_pi](#) and [sinhc_pi](#)) are needed by [our implementation](#) of [quaternions](#) and [octonions](#).

Sinus Cardinal of index pi (purple) and Hyperbolic Sinus Cardinal of index pi (red) on \mathbb{R}



sinc_pi

```
#include <boost/math/special_functions/sinc.hpp>
```

```
template<class T>
calculated-result-type sinc_pi(const T x);

template<class T, class Policy>
calculated-result-type sinc_pi(const T x, const Policy&);

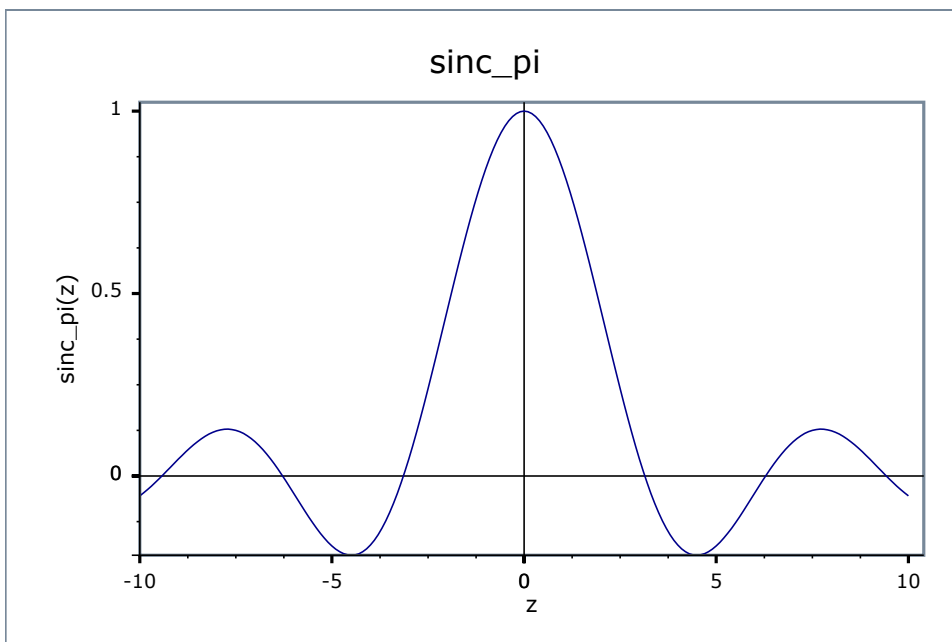
template<class T, template<typename> class U>
U<T> sinc_pi(const U<T> x);

template<class T, template<typename> class U, class Policy>
U<T> sinc_pi(const U<T> x, const Policy&);
```

Computes the [Sinus Cardinal](#) of x :

```
sinc_pi(x) = sin(x) / x
```

The second form is for complex numbers, quaternions, octonions etc. Taylor series are used at the origin to ensure accuracy.



The final [Policy](#) argument is optional and can be used to control the behaviour of the function: how it handles errors, what level of precision to use etc. Refer to the [policy documentation for more details](#).

sinhc_pi

```
#include <boost/math/special_functions/sinhc.hpp>
```

```

template<class T>
calculated-result-type sinh_pi(const T x);

template<class T, class Policy>
calculated-result-type sinh_pi(const T x, const Policy&);

template<typename T, template<typename> class U>
U<T> sinh_pi(const U<T> x);

template<class T, template<typename> class U, class Policy>
U<T> sinh_pi(const U<T> x, const Policy&);

```

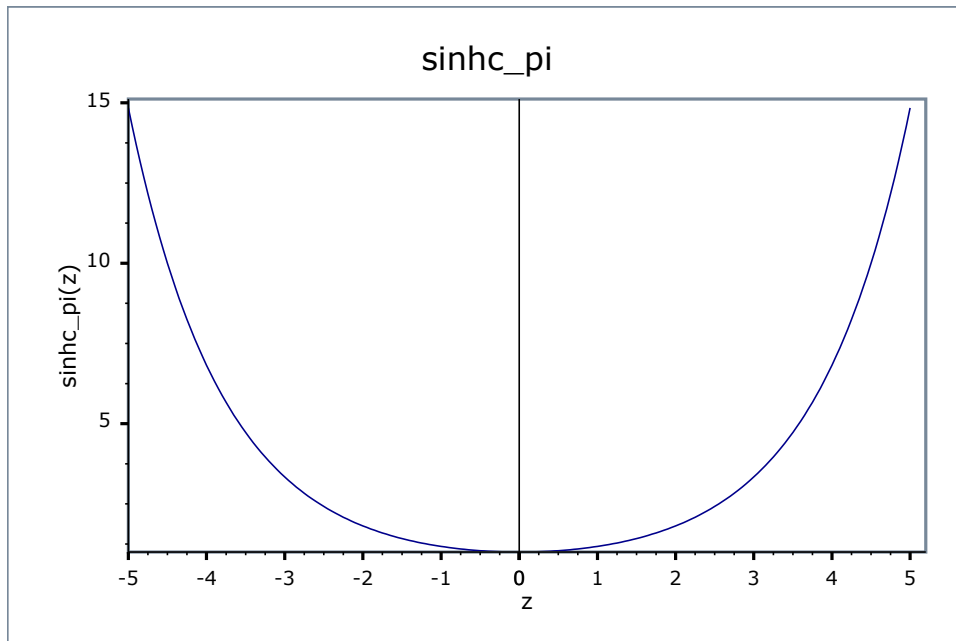
Computes <http://mathworld.wolfram.com/SinhcFunction.html> the Hyperbolic Sinus Cardinal of x:

$$\text{sinh_pi}(x) = \sinh(x) / x$$

The second form is for complex numbers, quaternions, octonions etc. Taylor series are used at the origin to ensure accuracy.

The return type of the first form is computed using the *result type calculation rules* when T is an integer type.

The final **Policy** argument is optional and can be used to control the behaviour of the function: how it handles errors, what level of precision to use etc. Refer to the [policy documentation for more details](#).

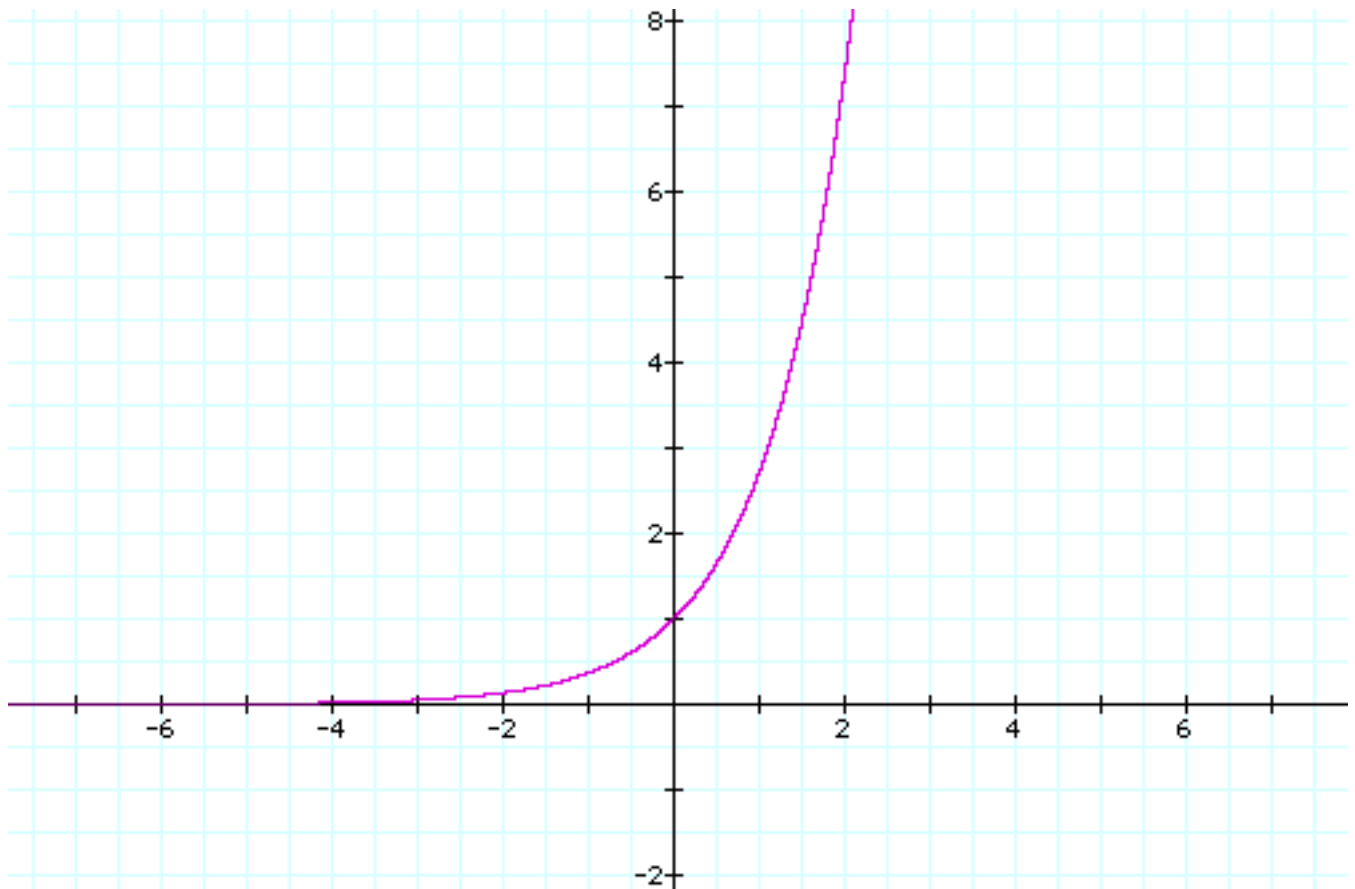


Inverse Hyperbolic Functions


Inverse Hyperbolic Functions Overview

The exponential function is defined, for all objects for which this makes sense, as the power series $\exp(x) = \sum_{n=0}^{\infty} \frac{x^n}{n!}$, with $n! = 1 \times 2 \times 3 \times 4 \times 5 \dots \times n$ (and $0! = 1$ by definition) being the factorial of n . In particular, the exponential function is well defined for real numbers, complex number, quaternions, octonions, and matrices of complex numbers, among others.

Graph of \exp on \mathbb{R}



Real and Imaginary parts of \exp on \mathbb{C}



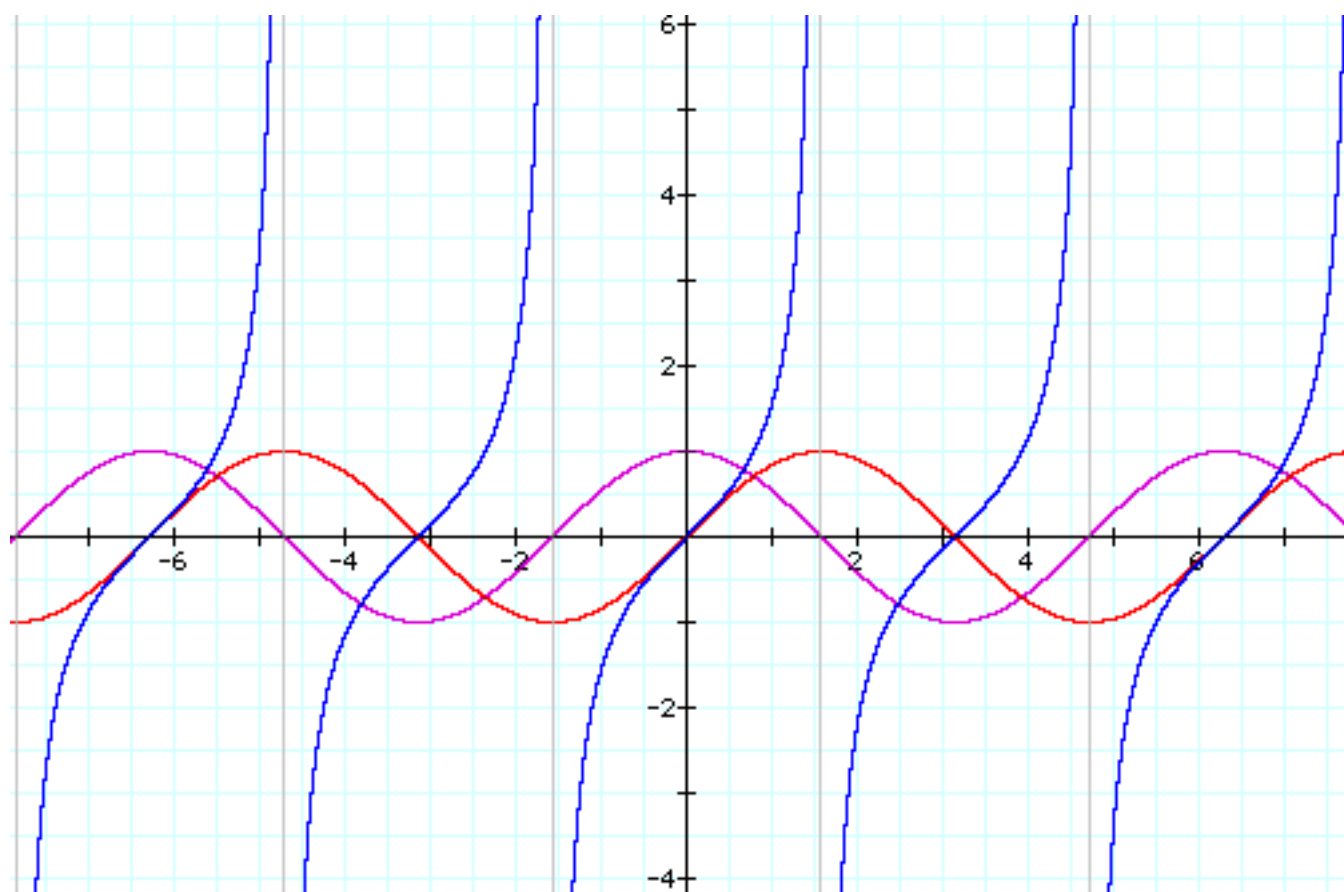
The hyperbolic functions are defined as power series which can be computed (for reals, complex, quaternions and octonions) as:

Hyperbolic cosine: $\cosh(x) = \frac{\exp(x) + \exp(-x)}{2}$

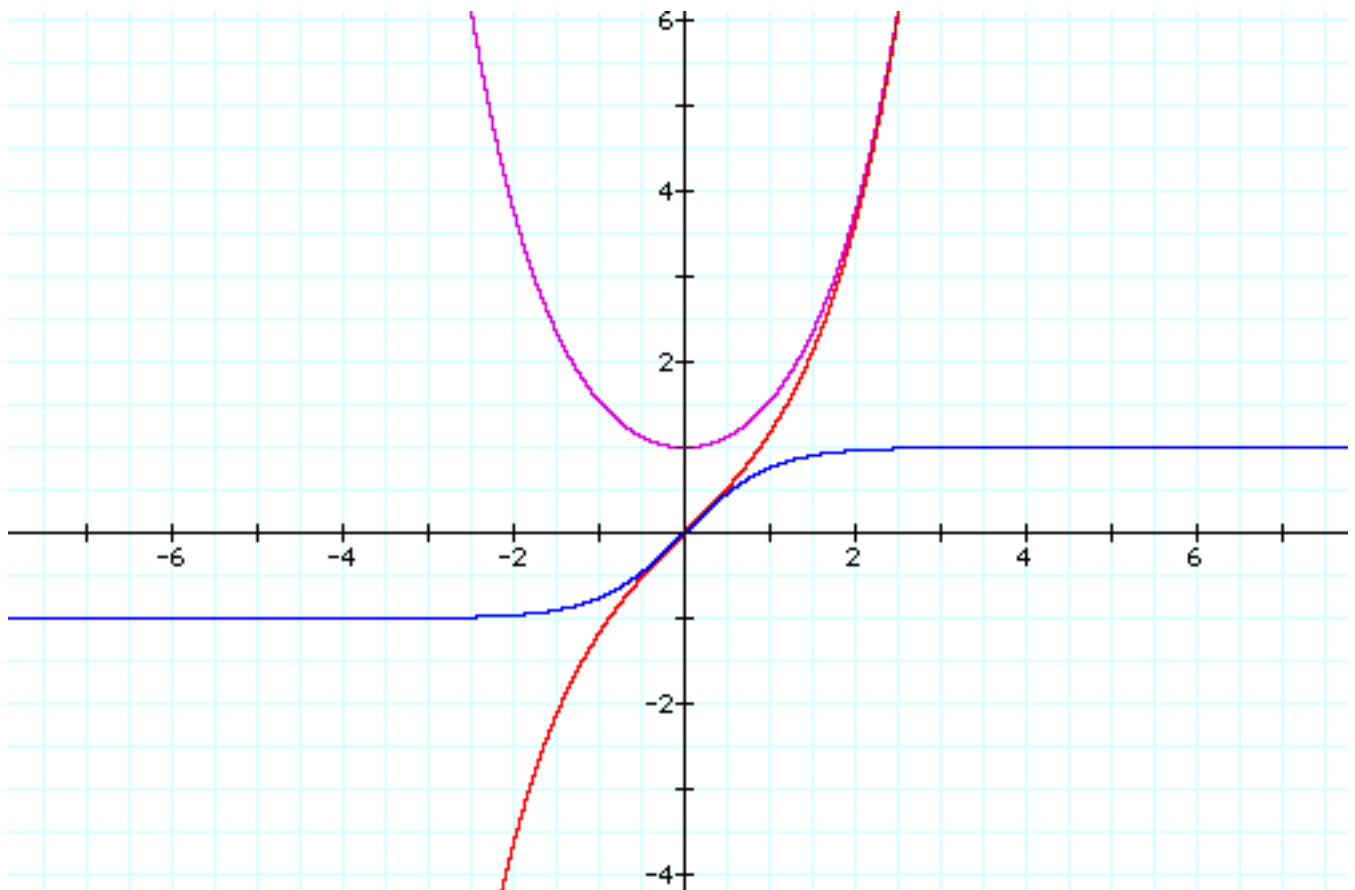
Hyperbolic sine: $\sinh(x) = \frac{\exp(x) - \exp(-x)}{2}$

Hyperbolic tangent: $\tanh(x) = \frac{\sinh(x)}{\cosh(x)}$

Trigonometric functions on R (cos: purple; sin: red; tan: blue)



Hyperbolic functions on r (\cosh : purple; \sinh : red; \tanh : blue)



The hyperbolic sine is one to one on the set of real numbers, with range the full set of reals, while the hyperbolic tangent is also one to one on the set of real numbers but with range $] -1; +1[$, and therefore both have inverses. The hyperbolic cosine is one to one from $] -\infty; +1[$ onto $] -\infty; -1[$ (and from $] +1; +\infty[$ onto $] -\infty; -1[$); the inverse function we use here is defined on $] -\infty; -1[$ with range $] -\infty; +1[$.

The inverse of the hyperbolic tangent is called the Argument hyperbolic tangent, and can be computed as $\operatorname{atanh}(x) = \frac{\log\left(\frac{1+x}{1-x}\right)}{2}$.

The inverse of the hyperbolic sine is called the Argument hyperbolic sine, and can be computed (for $[-1; -1+\varepsilon[$) as $\operatorname{asinh}(x) = \log(x + \sqrt{x^2 + 1})$.

The inverse of the hyperbolic cosine is called the Argument hyperbolic cosine, and can be computed as $\operatorname{acosh}(x) = \log(x + \sqrt{x^2 - 1})$.

acosh

```
#include <boost/math/special_functions/acosh.hpp>
```

```
template<class T>
calculated-result-type acosh(const T x);

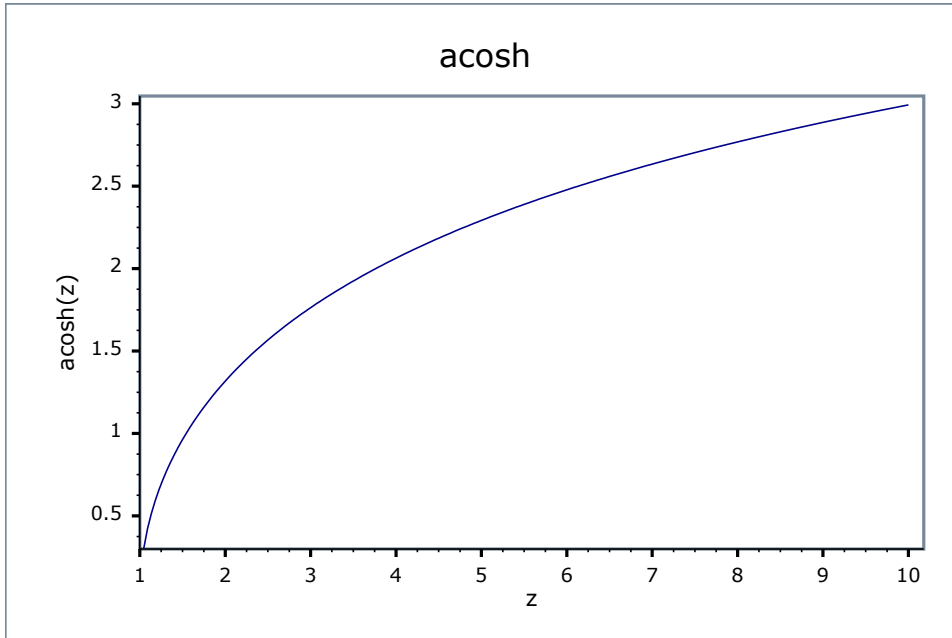
template<class T, class Policy>
calculated-result-type acosh(const T x, const Policy&);
```

Computes the reciprocal of (the restriction to the range of $[0; +\infty[$) the [hyperbolic cosine function](#), at x. Values returned are positive.

If x is in the range $]-\infty; +1[$ then returns the result of [domain_error](#).

The return type of this function is computed using the [result type calculation rules](#): the return type is `double` when T is an integer type, and T otherwise.

The final [Policy](#) argument is optional and can be used to control the behaviour of the function: how it handles errors, what level of precision to use etc. Refer to the [policy documentation for more details](#).



Accuracy

Generally accuracy is to within 1 or 2 epsilon across all supported platforms.

Testing

This function is tested using a combination of random test values designed to give full function coverage computed at high precision using the "naive" formula:

$$\operatorname{acosh}(x) = \ln(x + \sqrt{x^2 - 1})$$

along with a selection of sanity check values computed using functions.wolfram.com to at least 50 decimal digits.

Implementation

For sufficiently large x , we can use the [approximation](#):

$$\operatorname{acosh}(x) \approx \ln(2x) \quad ; \quad x > \frac{1}{\sqrt{\epsilon}}$$

For x sufficiently close to 1 we can use the [approximation](#):

$$\operatorname{acosh}(x) \approx \sqrt{2y} \left(1 - \frac{y}{12} + \frac{3y^2}{160} \right) \quad ; \quad y = x - 1 \quad y < \sqrt{\epsilon}$$

Otherwise for x close to 1 we can use the following rearrangement of the primary definition to preserve accuracy:

$$\operatorname{acosh}(x) = \log_{1p}(y + \sqrt{y^2 + 2y}) \quad ; \quad y = x - 1$$

Otherwise the [primary definition](#) is used:

$$\operatorname{acosh}(x) = \ln(x + \sqrt{x^2 - 1})$$

asinh

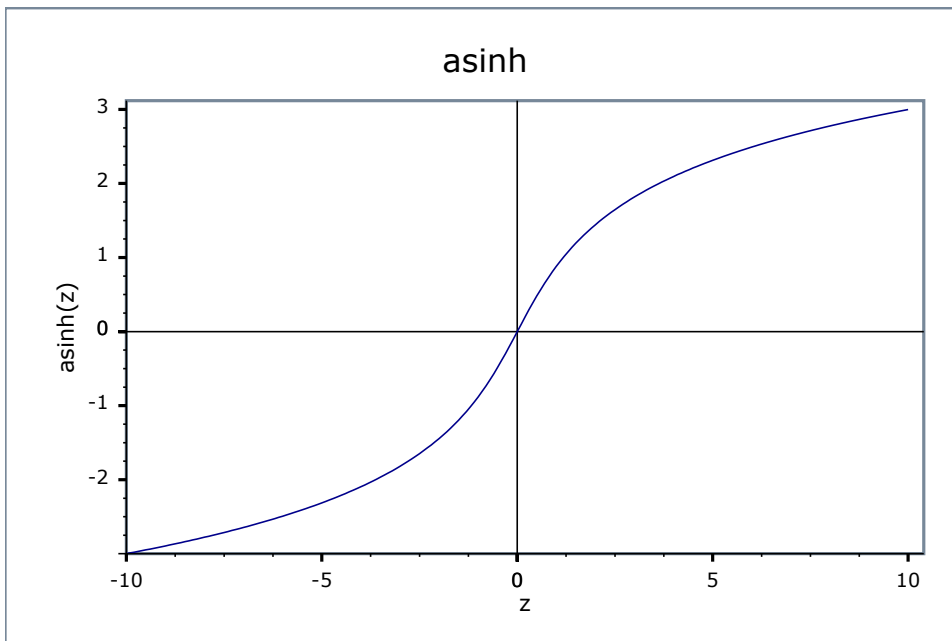
```
#include <boost/math/special_functions/asinh.hpp>
```

```
template<class T>
calculated-result-type asinh(const T x);

template<class T, class Policy>
calculated-result-type asinh(const T x, const Policy&);
```

Computes the reciprocal of [the hyperbolic sine function](#).

The return type of this function is computed using the [result type calculation rules](#): the return type is `double` when `T` is an integer type, and `T` otherwise.



The final [Policy](#) argument is optional and can be used to control the behaviour of the function: how it handles errors, what level of precision to use etc. Refer to the [policy documentation for more details](#).

Accuracy

Generally accuracy is to within 1 or 2 epsilon across all supported platforms.

Testing

This function is tested using a combination of random test values designed to give full function coverage computed at high precision using the "naive" formula:

$$\operatorname{asinh}(x) = \ln(x + \sqrt{x^2 + 1})$$

along with a selection of sanity check values computed using functions.wolfram.com to at least 50 decimal digits.

Implementation

For sufficiently large x we can use the [approximation](#):

$$\operatorname{asinh}(x) \approx \ln(2x) + \frac{1}{4x^2} \quad ; \quad x > \frac{1}{\sqrt{\varepsilon}}$$

While for very small x we can use the [approximation](#):

$$\operatorname{asinh}(x) \approx x - \frac{x^3}{6} \quad ; \quad x < \sqrt{\varepsilon}$$

For $0.5 > x > \varepsilon$ the following rearrangement of the primary definition is used:

$$\operatorname{asinh}(x) = \log_1 p(x + \operatorname{sqrtp1m1}(x^2))$$

Otherwise evaluation is via the [primary definition](#):

$$\operatorname{asinh}(x) = \log_1 p(x + \operatorname{sqrtp1m1}(x^2))$$

atanh

```
#include <boost/math/special_functions/atanh.hpp>
```

```
template<class T>
calculated-result-type atanh(const T x);

template<class T, class Policy>
calculated-result-type atanh(const T x, const Policy&);
```

Computes the reciprocal of [the hyperbolic tangent function](#), at x .

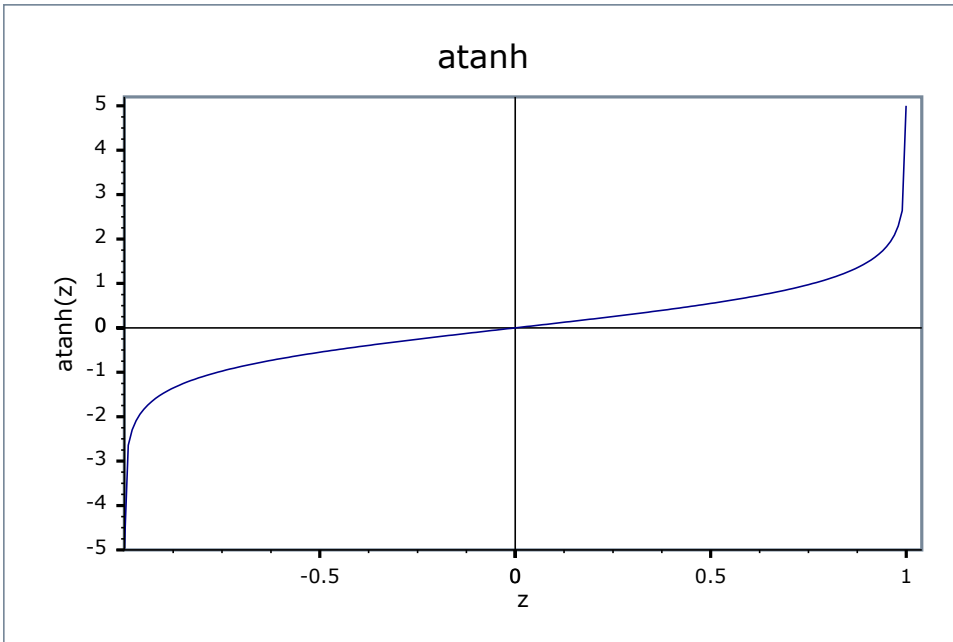
The final [Policy](#) argument is optional and can be used to control the behaviour of the function: how it handles errors, what level of precision to use etc. Refer to the [policy documentation for more details](#).

If x is in the range $]-\infty; -1[$ or in the range $]1; +\infty[$ then returns the result of [domain_error](#).

If x is in the range $[-1; -1+\varepsilon[$, then the result of [-overflow_error](#) is returned, with ε denoting `numeric_limits<T>::epsilon()`.

If x is in the range $]1-\varepsilon; 1]$, then the result of [overflow_error](#) is returned, with ε denoting `numeric_limits<T>::epsilon()`.

The return type of this function is computed using the [result type calculation rules](#): the return type is `double` when T is an integer type, and T otherwise.



Accuracy

Generally accuracy is to within 1 or 2 epsilon across all supported platforms.

Testing

This function is tested using a combination of random test values designed to give full function coverage computed at high precision using the "naive" formula:

$$\operatorname{atanh}(x) = \frac{\ln\left(\frac{1+x}{1-x}\right)}{2}$$

along with a selection of sanity check values computed using functions.wolfram.com to at least 50 decimal digits.

Implementation

For sufficiently small x we can use the [approximation](#):

$$\operatorname{atanh}(x) \approx x + \frac{x^3}{3} \quad ; \quad x < \sqrt{\epsilon}$$

Otherwise the [primary definition](#):

$$\operatorname{atanh}(x) = \frac{\ln\left(\frac{1+x}{1-x}\right)}{2}$$

or its equivalent form:

$$\operatorname{atanh}(x) = \frac{\log_{10}(x) - \log_{10}(-x)}{2}$$

is used.

Owen's T function

Synopsis

```
#include <boost/math/special_functions/owens_t.hpp>
```

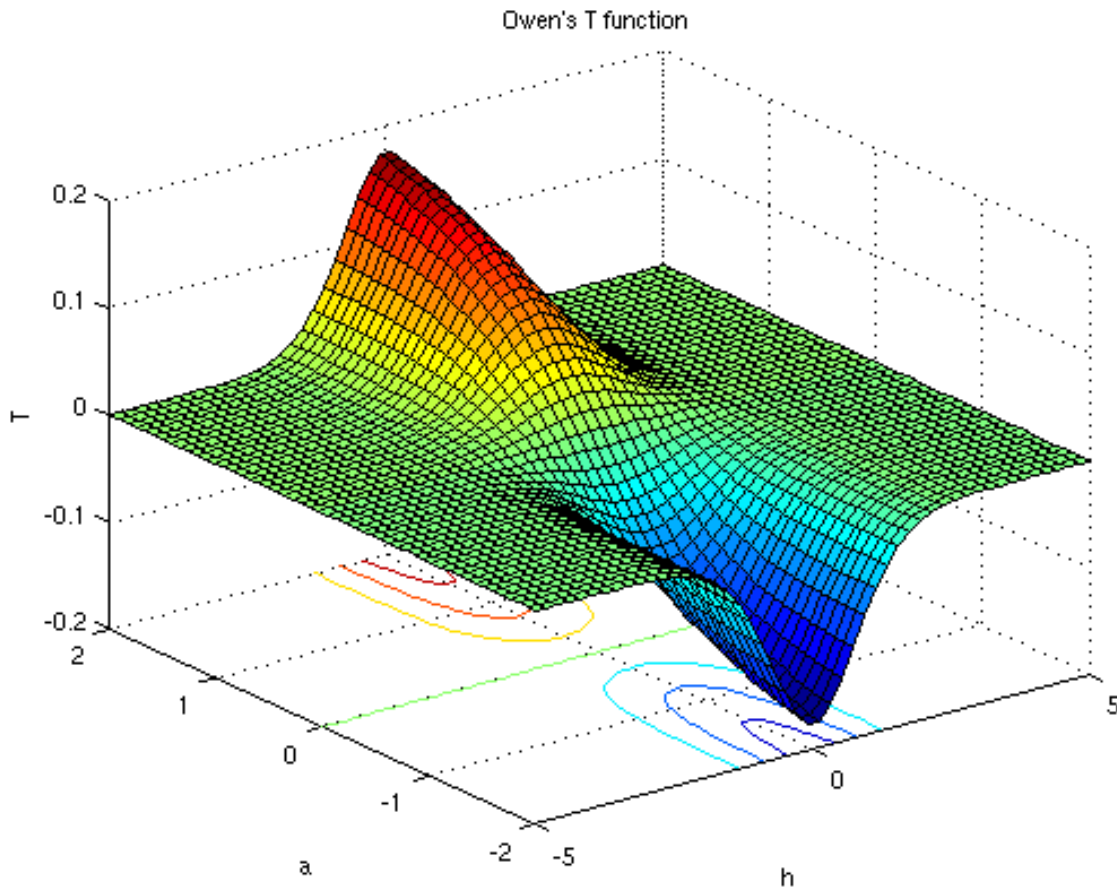
```
namespace boost{ namespace math{  
  
template <class T>  
    calculated-result-type owens_t(T h, T a);  
  
template <class T, class Policy>  
    calculated-result-type owens_t(T h, T a, const Policy&);  
  
}} // namespaces
```

Description

Returns the [Owens_t function](#) of h and a .

The final [Policy](#) argument is optional and can be used to control the behaviour of the function: how it handles errors, what level of precision to use etc. Refer to the [policy documentation for more details](#).

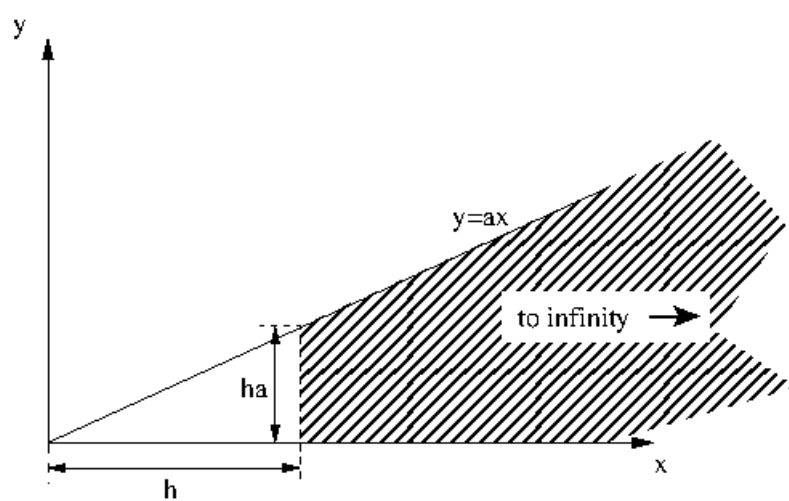
$$T(h, a) = \frac{1}{(2\pi)} \int_0^a \frac{\exp\left\{-\frac{1}{2}h^2(1+x^2)\right\}}{(1+x^2)} dx \quad ; \quad (-\infty < h, a < +\infty)$$



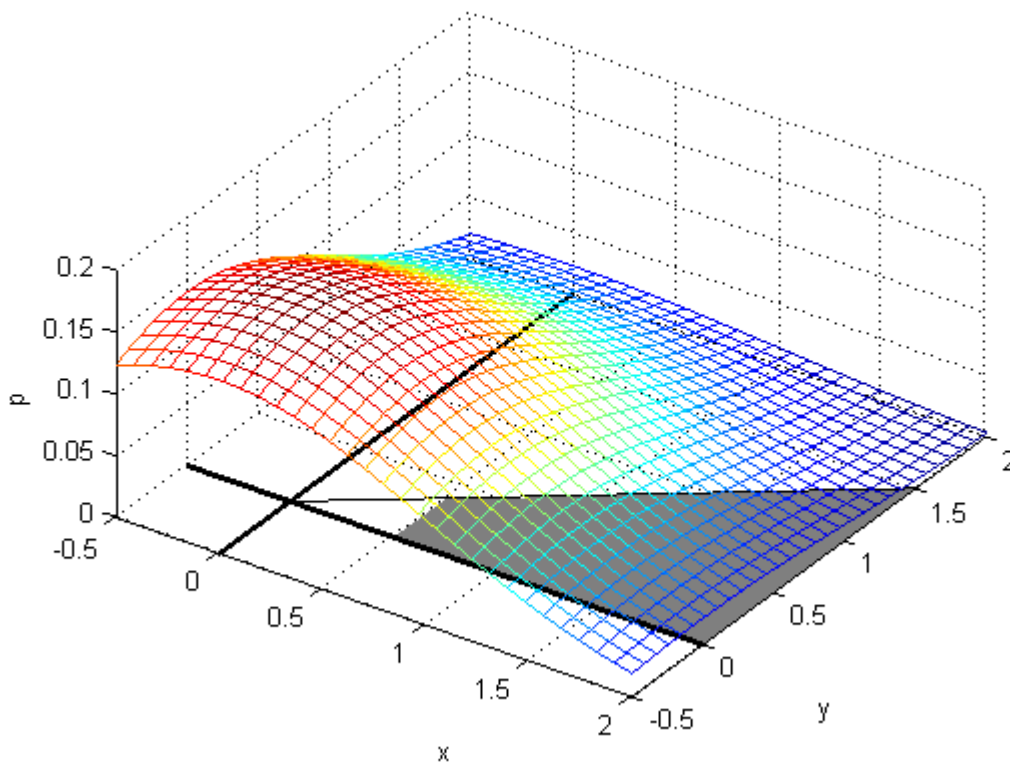
The function $\text{owens_t}(h, a)$ gives the probability of the event $(X > h \text{ and } 0 < Y < a * X)$, where X and Y are independent standard normal random variables.

For h and $a > 0$, $T(h, a)$, gives the volume of an uncorrelated bivariate normal distribution with zero means and unit variances over the area between $y = ax$ and $y = 0$ and to the right of $x = h$.

That is the area shaded in the figure below (Owens 1956).



and is also illustrated by a 3D plot.



This function is used in the computation of the [Skew Normal Distribution](#). It is also used in the computation of bivariate and multivariate normal distribution probabilities. The return type of this function is computed using the [result type calculation rules](#): the result is of type `double` when `T` is an integer type, and type `T` otherwise.

Owen's original paper (page 1077) provides some additional corner cases.

$$T(h, 0) = 0$$

$$T(0, a) = \frac{1}{2}\pi \arctan(a)$$

$$T(h, 1) = \frac{1}{2} G(h) [1 - G(h)]$$

$$T(h, \infty) = G(|h|)$$

where $G(h)$ is the univariate normal with zero mean and unit variance integral from $-\infty$ to h .

Accuracy

Over the built-in types and range tested, errors are less than $10 * \text{std::numeric_limits}<\text{RealType}>::\text{epsilon}()$.

Testing

Test data was generated by Patefield and Tandy algorithms T1 and T4, and also the suggested reference routine T7.

- T1 was rejected if the result was too small compared to `atan(a)` (ie cancellation),
- T4 was rejected if there was no convergence,
- Both were rejected if they didn't agree.

Over the built-in types and range tested, errors are less than $10 * \text{std::numeric_limits}<\text{RealType}>::\text{epsilon}()$.

However, that there was a whole domain (large h , small a) where it was not possible to generate any reliable test values (all the methods got rejected for one reason or another).

There are also two sets of sanity tests: spot values are computed using [Wolfram Mathematica](#) and [The R Project for Statistical Computing](#).

Implementation

The function was proposed and evaluated by [Donald. B. Owen](#), [Tables for computing bivariate normal probabilities](#), *Ann. Math. Statist.*, 27, 1075-1090 (1956).

The algorithms of Patefield, M. and Tandy, D. "Fast and accurate Calculation of Owen's T-Function", *Journal of Statistical Software*, 5 (5), 1 - 25 (2000) are adapted for C++ with arbitrary RealType.

The Patefield-Tandy algorithm provides six methods of evaluation (T1 to T6); the best method is selected according to the values of a and h . See the original paper and the source in [owens_t.hpp](#) for details.

The Patefield-Tandy algorithm is accurate to approximately 20 decimal places, so for types with greater precision we use:

- A modified version of T1 which folds the calculation of $\text{atan}(h)$ into the T1 series (to avoid subtracting two values similar in magnitude), and then accelerates the resulting alternating series using method 1 from H. Cohen, F. Rodriguez Villegas, D. Zagier, "Convergence acceleration of alternating series", Bonn, (1991). The result is valid everywhere, but doesn't always converge, or may become too divergent in the first few terms to sum accurately. This is used for $ah < 1$.
- A modified version of T2 which is accelerated in the same manner as T1. This is used for $h > 1$.
- A version of T4 only when both T1 and T2 have failed to produce an accurate answer.
- Fallback to the Patefield Tandy algorithm when all the above methods fail: this happens not at all for our test data at 100 decimal digits precision. However, there is a difficult area when a is very close to 1 and the precision increases which may cause this to happen in very exceptional circumstances.

Using the above algorithm and a 100-decimal digit type, results accurate to 80 decimal places were obtained in the difficult area where a is close to 1, and greater than 95 decimal places elsewhere.

Floating Point Utilities

Rounding Truncation and Integer Conversion

Rounding Functions

```
#include <boost/math/special_functions/round.hpp>
```

```
template <class T>
T round(const T& v);

template <class T, class Policy>
T round(const T& v, const Policy&);

template <class T>
int iround(const T& v);

template <class T, class Policy>
int iround(const T& v, const Policy&);

template <class T>
long lround(const T& v);

template <class T, class Policy>
long lround(const T& v, const Policy&);

template <class T>
long long llround(const T& v);

template <class T, class Policy>
long long llround(const T& v, const Policy&);
```

These functions return the closest integer to the argument v .

Halfway cases are rounded away from zero, regardless of the current rounding direction.

If the argument v is either non-finite or else outside the range of the result type, then returns the result of `rounding_error`: by default this throws an instance of `boost::math::rounding_error`.

Truncation Functions

```
#include <boost/math/special_functions/trunc.hpp>
```

```
template <class T>
T trunc(const T& v);

template <class T, class Policy>
T trunc(const T& v, const Policy&);

template <class T>
int itrunc(const T& v);

template <class T, class Policy>
int itrunc(const T& v, const Policy&);

template <class T>
long ltrunc(const T& v);

template <class T, class Policy>
long ltrunc(const T& v, const Policy&);

template <class T>
long long lltrunc(const T& v);

template <class T, class Policy>
long long lltrunc(const T& v, const Policy&);
```

The trunc functions round their argument to the integer value, nearest to but no larger in magnitude than the argument.

For example `itrunc(3.7)` would return 3 and `ltrunc(-4.6)` would return -4.

If the argument `v` is either non-finite or else outside the range of the result type, then returns the result of [rounding_error](#): by default this throws an instance of `boost::math::rounding_error`.

Integer and Fractional Part Splitting (modf)

```
#include <boost/math/special_functions/modf.hpp>
```

```
template <class T>
T modf(const T& v, T* ipart);

template <class T, class Policy>
T modf(const T& v, T* ipart, const Policy&);

template <class T>
T modf(const T& v, int* ipart);

template <class T, class Policy>
T modf(const T& v, int* ipart, const Policy&);

template <class T>
T modf(const T& v, long* ipart);

template <class T, class Policy>
T modf(const T& v, long* ipart, const Policy&);

template <class T>
T modf(const T& v, long long* ipart);

template <class T, class Policy>
T modf(const T& v, long long* ipart, const Policy&);
```

The `modf` functions store the integer part of v in `*ipart` and return the fractional part of v . The sign of the integer and fractional parts are the same as the sign of v .

If the argument v is either non-finite or else outside the range of the result type, then returns the result of `rounding_error`: by default this throws an instance of `boost::math::rounding_error`.

Floating-Point Classification: Infinities and NaNs

Synopsis

```
#define FP_ZERO          /* implementation specific value */
#define FP_NORMAL        /* implementation specific value */
#define FP_INFINITE      /* implementation specific value */
#define FP_NAN           /* implementation specific value */
#define FP_SUBNORMAL     /* implementation specific value */

template <class T>
int fpclassify(T t);

template <class T>
bool isfinite(T z); // Neither infinity nor NaN.

template <class T>
bool isinf(T t); // Infinity (+ or -).

template <class T>
bool isnan(T t); // NaN.

template <class T>
bool isnormal(T t); // isfinite and not denormalised.

#include <boost/math/special_functions/fpclassify.hpp>
```

to use these functions.

Description

These functions provide the same functionality as the macros with the same name in C99, indeed if the C99 macros are available, then these functions are implemented in terms of them, otherwise they rely on `std::numeric_limits<>` to function.

Note that the definition of these functions *does not suppress the definition of these names as macros by `math.h`* on those platforms that already provide these as macros. That mean that the following have differing meanings:


```

using namespace boost::math;

// This might call a global macro if defined,
// but might not work if the type of z is unsupported
// by the std lib macro:
isnan(z);
//
// This calls the Boost version
// (found via the "using namespace boost::math" declaration)
// it works for any type that has numeric_limits support for type z:
(isnan)(z);
//
// As above but with explicit namespace qualification.
(boost::math::isnan)(z);
//
// This will cause a compiler error if isnan is a native macro:
boost::math::isnan(z);
// So always use instead:
(boost::math::isnan)(z);
//
// You can also add a using statement,
// globally to a .cpp file, or to a local function in a .hpp file.
using boost::math::isnan;
// so you can write the shorter and less cluttered
(isnan)(z)
// But, as above, if isnan is a native macro, this causes a compiler error,
// because the macro always 'gets' the name first, unless enclosed in () brackets.

```

Detailed descriptions for each of these functions follows:

```

template <class T>
int fpclassify(T t);

```

Returns an integer value that classifies the value *t*:

fpclassify value	class of <i>t</i> .
FP_ZERO	If <i>t</i> is zero.
FP_NORMAL	If <i>t</i> is a non-zero, non-denormalised finite value.
FP_INFINITE	If <i>t</i> is plus or minus infinity.
FP_NAN	If <i>t</i> is a NaN.
FP_SUBNORMAL	If <i>t</i> is a denormalised number.

```

template <class T>
bool isfinite(T z);

```

Returns true only if *z* is not an infinity or a NaN.

```

template <class T>
bool isinf(T t);

```

Returns true only if *z* is plus or minus infinity.

```
template <class T>
bool isnan(T t);
```

Returns true only if z is a NaN.

```
template <class T>
bool isnormal(T t);
```

Returns true only if z is a normal number (not zero, infinite, NaN, or denormalised).

Floating-point format

If you wish to find details of the floating-point format for any particular processor, there is a program

[inspect_fp.cpp](#)

by Johan Rade which can be used to print out the processor type, endianness, and detailed bit layout of a selection of floating-point values, including infinity and NaNs.

Sign Manipulation Functions

Synopsis

```
#include <boost/math/special_functions/sign.hpp>
```

```
namespace boost{ namespace math{

template<class T>
int signbit(T x);

template <class T>
int sign (const T& z);

template <class T, class U>
T copysign (const T& x, const U& y);

template <class T>
calculated-result-type changesign (const T& z);

}} // namespaces
```

Description

```
template<class T>
int signbit(T x);
```

Returns a non-zero value if the sign bit is set in variable x , otherwise 0.



Important

The return value from this function is zero or *not-zero* and **not** zero or one.

```
template <class T>
int sign (const T& z);
```

Returns 1 if $x > 0$, -1 if $x < 0$, and 0 if x is zero.

```
template <class T, class U>
calculated-result-type copysign (const T& x, const U& y);
```

Sets the sign of x to be the same as the sign of y .

See [C99 7.12.11.1 The copysign functions](#) for more detail.

```
template <class T>
T changesign (const T& z);
```

Returns a floating point number with a binary representation where the signbit is the opposite of the sign bit in x , and where the other bits are the same as in x .

This function is widely available, but not specified in any standards.

Rationale: Not specified by TR1, but `changesign(x)` is both easier to read and more efficient than

```
copysign(x, signbit(x) ? 1.0 : -1.0);
```

For finite values, this function has the same effect as simple negation, the assignment $z = -z$, but for nonfinite values, [infinities](#) and [NaNs](#), the `changesign(x)` function may be the only portable way to ensure that the sign bit is changed.

Sign bits

One of the bits in the binary representation of a floating-point number gives the sign, and the remaining bits give the absolute value. That bit is known as the sign bit. The sign bit is set = 1 for negative numbers, and is not set = 0 for positive numbers. (This is true for all binary representations of floating point numbers that are used by modern microprocessors.)

[C++ TR1](#) specifies `copysign` functions and function templates for accessing the sign bit.

For user-defined types (UDT), the sign may be stored in some other way. They may also not provide infinity or NaNs. To use these functions with a UDT, it may be necessary to explicitly specialize then for UDT type T.

Examples

```
signbit(3.5) is zero (or false)
signbit(-7.1) is 1 (or true)
copysign(4.2, 7.9) is 4.2
copysign(3.5 -1.4) is -3.5
copysign(-4.2, 1.0) is 4.2
copysign(-8.6, -3.3) is -8.6
changesign(6.9) is -6.9
changesign(-1.8) is 1.8
```

Portability

The library supports the following binary floating-point formats:

- IEEE 754 single precision
- IEEE 754 double precision
- IEEE 754 extended double precision with 15 exponent bits
- Intel extended double precision
- PowerPC extended double precision
- Motorola 68K extended double precision

The library does not support the VAX floating-point formats. (These are available on VMS, but the default on VMS is the IEEE 754 floating-point format.)

The main portability issues are:

- Unsupported floating point formats
- The library depends on the header `boost/detail/endian.hpp`
- Code such as `#if defined(__ia64) || defined(__ia64__) || defined(_M_IA64)` is used to determine the processor type.

The library has passed all tests on the following platforms:

- Win32 / MSVC 7.1 / 10.0 / x86
- Win32 / Intel C++ 7.1, 8.1, 9.1 / x86

- Mac OS X / GCC 3.3, 4.0 / ppc
- Linux / Intel C++ 9.1 / x86, ia64
- Linux / GCC 3.3 / x86, x64, ia64, ppc, hppa, mips, m68k
- Linux / GCC 3.4 / x64
- HP-UX / aCC, GCC 4.1 / ia64
- HP-UX / aCC / hppa
- Tru64 / Compaq C++ 7.1 / alpha
- VMS / HP C++ 7.1 / alpha (in IEEE floating point mode)
- VMS / HP C++ 7.2 / ia64 (in IEEE floating point mode)

Facets for Floating-Point Infinities and NaNs

Synopsis

```
namespace boost{ namespace math
{
    // Values for flags.
    const int legacy;
    const int signed_zero;
    const int trap_infinity;
    const int trap_nan;

    template<
        class CharType,
        class OutputIterator = std::ostreambuf_iterator<CharType>
    >
    class nonfinite_num_put : public std::num_put<CharType, OutputIterator>
    {
    public:
        explicit nonfinite_num_put(int flags = 0);
    };

    template<
        class CharType,
        class InputIterator = std::istreambuf_iterator<CharType>
    >
    class nonfinite_num_get : public std::num_get<CharType, InputIterator>
    {
    public:
        explicit nonfinite_num_get(int flags = 0); // legacy, sign_zero ...
    };
}} // namespace boost namespace math
```

To use these facets

```
#include <boost/math/special_functions/nonfinite_num_facets.hpp>
```

Introduction

The Problem

The C++98 standard does not specify how *infinity* and *NaN* are represented in text streams. As a result, different platforms use different string representations. This can cause undefined behavior when text files are moved between different platforms. Some platforms cannot even input parse their own output! So 'route-tripping' or loopback of output to input is not possible. For instance, the following test fails with MSVC:

```
stringstream ss;
double inf = numeric_limits<double>::infinity();
double r;
ss << inf; // Write out.
ss >> r; // Read back in.

cout << "infinity output was " << inf << endl; // 1.#INF
cout << "infinity input was " << r << endl; // 1

assert(inf == r); // Fails!
```

The Solution

The facets `nonfinite_num_put` and `nonfinite_num_get` format and parse all floating-point numbers, including infinity and NaN, in a consistent and portable manner.

The following test succeeds with MSVC.

```
locale old_locale;
locale tmp_locale(old_locale, new nonfinite_num_put<char>);
locale new_locale(tmp_locale, new nonfinite_num_get<char>);
```



Tip

To add two facets, `nonfinite_num_put` and `nonfinite_num_get`, you may have to add one at a time, using a temporary locale.

Or you can create a new locale in one step

```
std::locale new_locale(std::locale(std::locale(std::locale(), new boost::math::nonfinite_num_put<char>), new boost::math::nonfinite_num_get<char>));
```

and, for example, use it to imbue an input and output stringstream.



Tip

To just change an input or output stream, you can concisely write `cout.imbue (std::locale(std::locale(), new boost::math::nonfinite_num_put<char>));` or `cin.imbue (std::locale(std::locale(), new boost::math::nonfinite_num_get<char>));`

```
stringstream ss;
ss.imbue(new_locale);
double inf = numeric_limits<double>::infinity();
ss << inf; // Write out.
assert(ss.str() == "inf");
double r;
ss >> r; // Read back in.
assert(inf == r); // Confirms that the double values really are identical.

cout << "infinity output was " << ss.str() << endl;
cout << "infinity input was " << r << endl;
// But the string representation of r displayed will be the native type
// because, when it was constructed, cout had NOT been imbued
// with the new locale containing the nonfinite_numput facet.
// So the cout output will be "1.#INF on MS platforms
// and may be "inf" or other string representation on other platforms.
```

C++0X standard for output of infinity and NaN

C++0X (final) draft standard does not explicitly specify the representation (and input) of nonfinite values, leaving it implementation-defined. So without some specific action, input and output of nonfinite values is not portable.

C99 standard for output of infinity and NaN

The C99 standard **does** specify how infinity and NaN are formatted by `printf` and similar output functions, and parsed by `scanf` and similar input functions.

The following string representations are used:

Table 51. C99 Representation of Infinity and NaN

number	string
Positive infinity	"inf" or "infinity"
Positive NaN	"nan" or "nan(...)"
Negative infinity	"-inf" or "-infinity"
Negative NaN	"-nan" or "-nan(...)"

So following C99 provides a sensible 'standard' way of handling input and output of nonfinities in C++, and this implementation follows most of these formats.

Signaling NaNs

A particular type of NaN is the signaling NaN. The usual mechanism of signaling is by raising a floating-point exception. Signaling NaNs are defined by [IEEE 754-2008](#).

Floating-point values with layout `s111 1111 1axx xxxx xxxx xxxx xxxx` where *s* is the sign, *x* is the payload, and bit *a* determines the type of NaN.

If bit *a* = 1, it is a quiet NaN.

If bit *a* is zero and the payload *x* is nonzero, then it is a signaling NaN.

Although there has been theoretical interest in the ability of a signaling NaN to raise an exception, for example to prevent use of an uninitialised variable, in practice there appears to be no useful application of signaling NaNs for most current processors. [C++0X 18.3.2.2](#) still specifies a (implementation-defined) representation for signaling NaN, and `static constexpr bool has_signaling_NaN` a method of checking if a floating-point type has a representation for signaling NaN.

But in practice, most platforms treat signaling NaNs in the same as quiet NaNs. So, for example, they are represented by "nan" on output in [C99](#) format, and output as `1.#QNAN` by Microsoft compilers.



Note

The C99 standard does not distinguish between the quiet NaN and signaling NaN values. A quiet NaN propagates through almost every arithmetic operation without raising a floating-point exception; a signaling NaN generally raises a floating-point exception when occurring as an arithmetic operand.

C99 specification does not define the behavior of signaling NaNs. NaNs created by IEC 60559 operations are always quiet. Therefore this implementation follows C99, and treats the signaling NaN bit as just a part of the NaN payload field. So this implementation does not distinguish between the two classes of NaN.



Note

An implementation may give zero and non-numeric values (such as infinities and NaNs) a sign or may leave them unsigned. Wherever such values are unsigned, any requirement in the C99 Standard to retrieve the sign shall produce an unspecified sign, and any requirement to set the sign shall be ignored.

This might apply to user-defined types, but in practice built-in floating-point types `float`, `double` and `long double` have well-behaved signs.

The numbers can be of type `float`, `double` and `long double`. An optional `+` sign can be used with positive numbers (controlled by `ios` manipulator `showpos`). The function `printf` and similar C++ functions use standard formatting flags to put all lower or all upper case (controlled by `std::ios` manipulator `uppercase` and `lowercase`).

The function `scanf` and similar input functions are case-insensitive.

The dots in `nan(. . .)` stand for an arbitrary string. The meaning of that string is implementation dependent. It can be used to convey extra information about the NaN, from the 'payload'. A particular value of the payload might be used to indicate a *missing value*, for example.

This library uses the string representations specified by the C99 standard.

An example of an implementation that optionally includes the NaN payload information is at [AIX NaN fprintf](#). That implementation specifies for Binary Floating Point NaNs:

- A NaN ordinal sequence is a left-parenthesis character '(', followed by a digit sequence representing an integer n , where $1 \leq n \leq \text{INT_MAX}-1$, followed by a right-parenthesis character ')
- The integer value, n , is determined by the fraction bits of the NaN argument value as follows:
- For a signalling NaN value, NaN fraction bits are reversed (left to right) to produce bits (right to left) of an even integer value, $2*n$. Then formatted output functions produce a (signalling) NaN ordinal sequence corresponding to the integer value n .
- For a quiet NaN value, NaN fraction bits are reversed (left to right) to produce bits (right to left) of an odd integer value, $2*n-1$. Then formatted output functions produce a (quiet) NaN ordinal sequence corresponding to the integer value n .



Warning

This implementation does not (yet) provide output of, or access to, the NaN payload.

Reference

The Facet `nonfinite_num_put`

```
template<
    class CharType, class OutputIterator = std::ostreambuf_iterator<CharType>
>
class nonfinite_num_put;
```

The class `nonfinite_num_put<CharType, OutputIterator>` is derived from `std::num_put<CharType, OutputIterator>`. Thus it is a facet that formats numbers. The first template argument is the character type of the formatted strings, usually `char` or `wchar_t`. The second template argument is the type of iterator used to write the strings. It is required to be an output iterator. Usually the default `std::ostreambuf_iterator` is used. The public interface of the class consists of a single constructor only:

```
nonfinite_num_put(int flags = 0);
```

The flags argument (effectively optional because a default of `no_flags` is provided) is discussed below. The class template `nonfinite_num_put` is defined in the header `boost/math/nonfinite_num_facets.hpp` and lives in the namespace `boost::math`.

Unlike the C++ Standard facet `std::num_put`, the facet `nonfinite_num_put` formats infinity and NaN in a consistent and portable manner. It uses the following string representations:

Number	String
Positive infinity	inf
Positive NaN	nan
Negative infinity	-inf
Negative NaN	-nan

The numbers can be of type `float`, `double` and `long double`. The strings can be in all lower case or all upper case. An optional `+` sign can be used with positive numbers. This can be controlled with the `uppercase`, `lowercase`, `showpos` and `noshowpos` manipulators. Formatting of integers, boolean values and finite floating-point numbers is simply delegated to the normal `std::num_put`.

Facet `nonfinite_num_get`

```
template<class CharType, class InputIterator = std::istreambuf_iterator<CharType> > class nonfinite_num_get;
```

The class `nonfinite_num_get<CharType, InputIterator>` is derived from `std::num_get<CharType, InputIterator>`. Thus it is a facet that parses strings that represent numbers. The first template argument is the character type of the strings, usually `char` or `wchar_t`. The second template argument is the type of iterator used to read the strings. It is required to be an input iterator. Usually the default is used. The public interface of the class consists of a single constructor only:

```
nonfinite_num_get(int flags = 0);
```

The `flags` argument is discussed below. The class template `nonfinite_num_get` is defined in the header `boost/math/nonfinite_num_facets.hpp` and lives in the namespace `boost::math`.

Unlike the facet `std::num_get`, the facet `nonfinite_num_get` parses strings that represent infinity and NaN in a consistent and portable manner. It recognizes precisely the string representations specified by the C99 standard:

Number	String
Positive infinity	inf, infinity
Positive NaN	nan, nan(...)
Negative infinity	-inf, -infinity
Negative NaN	-nan, -nan(...)

The numbers can be of type `float`, `double` and `long double`. The facet is case-insensitive. An optional `+` sign can be used with positive numbers. The dots in `nan(...)` stand for an arbitrary string usually containing the *NaN payload*. Parsing of strings that represent integers, boolean values and finite floating-point numbers is delegated to `std::num_get`.

When the facet parses a string that represents infinity on a platform that lacks infinity, then the fail bit of the stream is set.

When the facet parses a string that represents NaN on a platform that lacks NaN, then the fail bit of the stream is set.

Flags

The constructors for `nonfinite_num_put` and `nonfinite_num_get` take an optional bit flags argument. There are four different bit flags:

- `legacy`
- `signed_zero`
- `trap_infinity`
- `trap_nan`

The flags can be combined with the OR operator `|`.

The flags are defined in the header `boost/math/nonfinite_num_facets.hpp` and live in the namespace `boost::math`.

legacy

The `legacy` flag has no effect with the output facet `nonfinite_num_put`.

If the `legacy` flag is used with the `nonfinite_num_get` input facet, then the facet will recognize all the following string representations of infinity and NaN:

Number	String
Positive infinity	<code>inf</code> , <code>infinity</code> , <code>one#inf</code>
Positive NaN	<code>nan</code> , <code>nan(...)</code> , <code>nanq</code> , <code>nans</code> , <code>qnan</code> , <code>snan</code> , <code>one#ind</code> , <code>one#qnan</code> , <code>one#snan</code>
Negative infinity	<code>-inf</code> , <code>-infinity</code> , <code>-one#inf</code>
Negative NaN	<code>-nan</code> , <code>-nan(...)</code> , <code>-nanq</code> , <code>-nans</code> , <code>-qnan</code> , <code>-snan</code> , <code>-one#ind</code> , <code>-one#qnan</code> , <code>-one#snan</code>

- The numbers can be of type `float`, `double` and `long double`.
- The facet is case-insensitive.
- An optional `+` sign can be used with the positive values.
- The dots in `nan(. . .)` stand for an arbitrary string.
- `one` stands for any string that `std::num_get` parses as the number 1, typically `"1.#INF"`, `"1.QNAN"` but also `"000001.#INF"...`

The list includes a number of non-standard string representations of infinity and NaN that are used by various existing implementations of the C++ standard library, and also string representations used by other programming languages.

signed_zero

If the `signed_zero` flag is used with `nonfinite_num_put`, then the facet will always distinguish between positive and negative zero. It will format positive zero as `"0"` or `"0"` and negative zero as `"-0"`. The string representation of positive zero can be controlled with the `showpos` and `noshowpos` manipulators.

The `signed_zero` flag has no effect with the input facet `nonfinite_num_get`. The input facet `nonfinite_num_get` always parses `"0"` and `"0"` as positive zero and `"-0"` as negative zero, as do most implementations of `std::num_get`.



Note

If the `signed_zero` flag is not set (the default), then a negative zero value will be displayed on output in whatever way the platform normally handles it. For most platforms, this it will format positive zero as `"0"` or `"0"` and negative zero as `"-0"`. But setting the `signed_zero` flag may be more portable.

**Tip**

A negative zero value can be portably produced using the `changesign` function (`changesign)(static_cast<ValType>(0))` where `ValType` is `float`, `double` or `long double`, or a User-Defined floating-point type (UDT) provided that this UDT has a sign and that the `changesign` function is implemented.

trap_infinity

If the `trap_infinity` flag is used with `nonfinite_num_put`, then the facet will throw an exception of type `std::ios_base::failure` when an attempt is made to format positive or negative infinity. If the facet is called from a stream insertion operator, then the stream will catch that exception and set either its `fail` bit or its `bad` bit. Which bit is set is platform dependent.

If the `trap_infinity` flag is used with `nonfinite_num_get`, then the facet will set the `fail` bit of the stream when an attempt is made to parse a string that represents positive or negative infinity.

(See Design Rationale below for a discussion of this inconsistency.)

trap_nan

Same as `trap_infinity`, but positive and negative NaN are trapped instead.

Examples

Simple example with `std::stringstream`

```
locale old_locale;
locale tmp_locale(old_locale, new nonfinite_num_put<char>);
locale new_locale(tmp_locale, new nonfinite_num_get<char>);

stringstream ss;
ss.imbue(new_locale);
double inf = numeric_limits<double>::infinity();
ss << inf; // Write out.
assert(ss.str() == "inf");
double r;
ss >> r; // Read back in.
assert(inf == r); // Confirms that the double values really are identical.

cout << "infinity output was " << ss.str() << endl;
cout << "infinity input was " << r << endl;
// But the string representation of r displayed will be the native type
// because, when it was constructed, cout had NOT been imbued
// with the new locale containing the nonfinite_numput facet.
// So the cout output will be "1.#INF" on MS platforms
// and may be "inf" or other string representation on other platforms.
```

Use with `lexical_cast`**Note**

From Boost 1.48, `lexical_cast` no longer uses `stringstream` internally, and is now able to handle infinities and NaNs natively on most platforms.

Without using a new locale that contains the nonfinite facets, previous versions of `lexical_cast` using `stringstream` were not portable (and often failed) if nonfinite values are found.

```
locale old_locale;
locale tmp_locale(old_locale, new nonfinite_num_put<char>);
locale new_locale(tmp_locale, new nonfinite_num_get<char>);
```

Although other examples imbue individual streams with the new locale, for the streams constructed inside `lexical_cast`, it was necessary to assign to a global locale.

```
locale::global(new_locale);
```

`lexical_cast` then works as expected, even with infinity and NaNs.

```
double x = boost::lexical_cast<double>("inf");
assert(x == std::numeric_limits<double>::infinity());

string s = boost::lexical_cast<string>(numeric_limits<double>::infinity());
assert(s == "inf");
```



Warning

If you use `stringstream` inside your functions, you may still need to use a global locale to handle nonfinities correctly. Or you need to imbue your `stringstream` with suitable get and put facets.



Warning

You should be aware that the C++ specification does not explicitly require that input from decimal digits strings converts with rounding to the nearest representable floating-point binary value. (In contrast, decimal digits read by the compiler, for example by an assignment like `double d = 1.234567890123456789`, are guaranteed to assign the nearest representable value to `double d`.) This implies that, no matter how many decimal digits you provide, there is a potential uncertainty of 1 least significant bit in the resulting binary value.

See [for more information on nearest representable and rounding](#).

Most iostream libraries do in fact achieve the desirable *nearest representable floating-point binary value* for all values of input. However one popular STL library does not quite achieve this for 64-bit doubles. See [Decimal digit string input to double may be 1 bit wrong](#) for the bizarre full details.

If you are expecting to 'round-trip' `lexical_cast` or serialization, for example archiving and loading, and want to be **absolutely certain that you will always get an exactly identical double value binary pattern**, you should use the suggested 'workaround' below that is believed to work on all platforms.

You should output using all potentially significant decimal digits, by setting stream precision to `std::numeric_limits<double>::max_digits10`, (or for the appropriate floating-point type, if not double) and crucially, **require scientific format**, not fixed or automatic (default), for example:

```
double output_value = any value;
std::stringstream s;
s << setprecision(std::numeric_limits<double>::max_digits10) << scientific << output_value;
s >> input_value;
```

Use with serialization archives

It is vital that the same locale is used when an archive is saved and when it is loaded. Otherwise, loading the archive may fail. By default, archives are saved and loaded with a classic C locale with a `boost::archive::codecvt_null` facet added. Normally you do not have to worry about that.

The constructors for the archive classes, as a side-effect, imbue the stream with such a locale. However, if you want to use the facets `nonfinite_num_put` and `nonfinite_num_get` with archives, then you have to manage the locale manually. That is done by calling the archive constructor with the flag `boost::archive::no_codecvt`, thereby ensuring that the archive constructor will **not imbue the stream with a new locale**.

The following code shows how to use `nonfinite_num_put` with a `text_oarchive`.

```
locale default_locale(locale::classic(), new boost::archive::codecvt_null<char>);
locale my_locale(default_locale, new nonfinite_num_put<char>);

ofstream ofs("test.txt");
ofs.imbue(my_locale);

boost::archive::text_oarchive oa(ofs, no_codecvt);

double x = numeric_limits<double>::infinity();
oa & x;
```

The same method works with `nonfinite_num_get` and `text_iarchive`.

If you use the `nonfinite_num_put` with `trap_infinity` and/or `trap_nan` flag with a serialization archive, then you must set the exception mask of the stream. Serialization archives do not check the stream state.

Other examples

[nonfinite_facet_simple.cpp](#) give some more simple demonstrations of the difference between using classic C locale and constructing a C99 infinity and NaN compliant locale for input and output.

See [nonfinite_facet_sstream.cpp](#) for this example of use with `std::stringstreams`.

For an example of how to enforce the MSVC 'legacy' "1.#INF" and "1.#QNAN" representations of infinity and NaNs, for input and output, see [nonfinite_legacy.cpp](#).

Treatment of signaling NaN is demonstrated at [../example/nonfinite_signaling_NaN.cpp](#)

Example [../example/nonfinite_loopback_ok.cpp](#) shows loopback works OK.

Example [../example/nonfinite_num_facet.cpp](#) shows output and re-input of various finite and nonfinite values.

A simple example of trapping nonfinite output is at [nonfinite_num_facet_trap.cpp](#).

A very basic example of using Boost.Archive is at [../example/nonfinite_serialization_archives.cpp](#).

A full demonstration of serialization by Francois Mauger is at [../example/nonfinite_num_facet_serialization.cpp](#)

Portability

This library uses the floating-point number classification and sign-bit from Boost.Math library, and should work on all platforms where that library works. See the portability information for that library.

Design Rationale

- The flags are implemented as a const data member of the facet. Facets are reference counted, and locales can share facets. Therefore changing the flags of a facet would have effects that are hard to predict. An alternative design would be to implement the flags using `std::ios_base::xalloc` and `std::ios_base::iword`. Then one could safely modify the flags, and one could define manipulators that do so. However, for that to work with dynamically linked libraries, a `.cpp` file would have to be added to the library. It was judged be more desirable to have a headers only library, than to have mutable flags and manipulators.

- The facet `nonfinite_num_put` throws an exception when the `trap_infinity` or `trap_nan` flag is set and an attempt is made to format infinity or NaN. It would be better if the facet set the fail bit of the stream. However, facets derived from `std::num_put` do not have access to the stream state.

Floating-Point Representation Distance (ULP), and Finding Adjacent Floating-Point Values

[Unit of Least Precision or Unit in the Last Place](#) is the gap between two different, but as close as possible, floating-point numbers.

Most decimal values, for example 0.1, cannot be exactly represented as floating-point values, but will be stored as the [closest representable floating-point](#).

Functions are provided for finding adjacent greater and lesser floating-point values, and estimating the number of gaps between any two floating-point values.

The floating-point type FPT must have has a fixed number of bits in the representation. The number of bits may set at runtime, but must be the same for all numbers. For example, [NTL::quad_float](#) type (fixed 128-bit representation) or [NTL::RR](#) type (arbitrary but fixed decimal digits, default 150) but **not** a type that extends the representation to provide an exact representation for any number, for example [XRC eXact Real in C](#).

Finding the Next Representable Value in a Specific Direction (nextafter)

Synopsis

```
#include <boost/math/special_functions/next.hpp>
```

```
namespace boost{ namespace math{

template <class FPT>
FPT nextafter(FPT val, FPT direction);

}} // namespaces
```

Description - nextafter

This is an implementation of the `nextafter` function included in the C99 standard. (It is also effectively an implementation of the C99 'nexttoward' legacy function which differs only having a long double direction, and can generally serve in its place if required).



Note

The C99 functions must use suffixes `f` and `l` to distinguish float and long double versions. C++ uses the template mechanism instead.

Returns the next representable value after x in the direction of y . If $x == y$ then returns x . If x is non-finite then returns the result of a [domain_error](#). If there is no such value in the direction of y then returns an [overflow_error](#).



Warning

The template parameter FPT must be a floating-point type. An integer type, for example, will produce an unhelpful error message.

**Tip**

Nearly always, you just want the next or prior representable value, so instead use `float_next` or `float_prior` below.

Examples - nextafter

The two representations using a 32-bit float either side of unity are:

```
The nearest (exact) representation of 1.F is      1.00000000
nextafter(1.F, 999) is                          1.00000012
nextafter(1/f, -999) is                         0.99999994

The nearest (not exact) representation of 0.1F is 0.100000001
nextafter(0.1F, 10) is                          0.100000009
nextafter(0.1F, 10) is                         0.099999994
```

Finding the Next Greater Representable Value (`float_next`)**Synopsis**

```
#include <boost/math/special_functions/next.hpp>
```

```
namespace boost{ namespace math{

template <class FPT>
FPT float_next(FPT val);

}} // namespaces
```

Description - `float_next`

Returns the next representable value which is greater than x . If x is non-finite then returns the result of a [domain_error](#). If there is no such value greater than x then returns an [overflow_error](#).

Has the same effect as

```
nextafter(val, (std::numeric_limits<FPT>::max)());
```

Finding the Next Smaller Representable Value (`float_prior`)**Synopsis**

```
#include <boost/math/special_functions/next.hpp>
```

```
namespace boost{ namespace math{

template <class FPT>
FPT float_prior(FPT val);

}} // namespaces
```

Description - float_prior

Returns the next representable value which is less than x . If x is non-finite then returns the result of a [domain_error](#). If there is no such value less than x then returns an [overflow_error](#).

Has the same effect as

```
nextafter(val, -(std::numeric_limits<FPT>::max)()); // Note most negative value -max.
```

Calculating the Representation Distance Between Two Floating Point Values (ULP) float_distance

Function `float_distance` finds the number of gaps/bits/ULP between any two floating-point values. If the significands of floating-point numbers are viewed as integers, then their difference is the number of ULP/gaps/bits different.

Synopsis

```
#include <boost/math/special_functions/next.hpp>
```

```
namespace boost{ namespace math{  
  
template <class FPT>  
FPT float_distance(FPT a, FPT b);  
  
}} // namespaces
```

Description - float_distance

Returns the distance between a and b ; the result is always a signed integer value (stored in floating-point type `FPT`) representing the number of distinct representations between a and b .

Note that

- `float_distance(a, a)` always returns 0.
- `float_distance(float_next(a), a)` always returns -1.
- `float_distance(float_prior(a), a)` always returns 1.

The function `float_distance` is equivalent to calculating the number of ULP (Units in the Last Place) between a and b except that it returns a signed value indicating whether $a > b$ or not.

If the distance is too great then it may not be able to be represented as an exact integer by type `FPT`, but in practice this is unlikely to be a issue.

Advancing a Floating Point Value by a Specific Representation Distance (ULP) float_advance

Function `float_advance` advances a floating point number by a specified number of ULP.

Synopsis

```
#include <boost/math/special_functions/next.hpp>
```

```
namespace boost{ namespace math{  
  
template <class FPT>  
FPT float_advance(FPT val, int distance);  
  
}} // namespaces
```

Description - float_advance

Returns a floating point number r such that `float_distance(val, r) == distance`.

TR1 and C99 external "C" Functions

C99 and TR1 C Functions Overview

Many of the special functions included in this library are also a part of either the [C99 Standard ISO/IEC 9899:1999](#) or the [Technical Report on C++ Library Extensions](#). Therefore this library includes a thin wrapper header `boost/math/tr1.hpp` that provides compatibility with these two standards.

There are various pros and cons to using the library in this way:

Pros:

- The header to include is lightweight (i.e. fast to compile).
- The functions have extern "C" linkage, and so are usable from other languages (not just C and C++).
- C99 and C++ TR1 Standard compatibility.

Cons:

- You will need to compile and link to the external Boost.Math libraries.
- Limited to support for the types, `float`, `double` and `long double`.
- Error handling is handled via setting `::errno` and returning NaN's and infinities: this may be less flexible than an C++ exception based approach.



Note

The separate libraries are required **only** if you choose to use `boost/math/tr1.hpp` rather than some other Boost.Math header, the rest of Boost.Math remains header-only.

The separate libraries required in order to use `tr1.hpp` can be compiled using `bjam` from within the `libs/math/build` directory, or from the Boost root directory using the usual Boost-wide install procedure. Alternatively the source files are located in `libs/math/src` and each have the same name as the function they implement. The various libraries are named as follows:

Name	Type	Functions
<code>boost_math_c99f-<suffix></code>	<code>float</code>	C99 Functions
<code>boost_math_c99-<suffix></code>	<code>double</code>	C99 Functions
<code>boost_math_c99l-<suffix></code>	<code>long double</code>	C99 Functions
<code>boost_math_tr1f-<suffix></code>	<code>float</code>	TR1 Functions
<code>boost_math_tr1-<suffix></code>	<code>double</code>	TR1 Functions
<code>boost_math_tr1l-<suffix></code>	<code>long double</code>	TR1 Functions

Where `<suffix>` encodes the compiler and build options used to build the libraries: for example `"libboost_math_tr1-vc80-mt-gd.lib"` would be the statically linked TR1 library to use with Visual C++ 8.0, in multithreading debug mode, with the DLL VC++ runtime, whereas `"boost_math_tr1-vc80-mt.lib"` would be import library for the TR1 DLL to be used with Visual C++ 8.0 with the release multithreaded DLL VC++ runtime. Refer to the getting started guide for a [full explanation of the <suffix> meanings](#).

**Note**

Visual C++ users will typically have the correct library variant to link against selected for them by `boost/math/tr1.hpp` based on your compiler settings.

Users will need to define `BOOST_MATH_TR1_DYN_LINK` when building their code if they want to link against the DLL versions of these libraries rather than the static versions.

Users can disable auto-linking by defining `BOOST_MATH_TR1_NO_LIB` when building: this is typically only used when linking against a customised build of the libraries.

**Note**

Linux and Unix users will generally only have one variant of these libraries installed, and can generally just link against `-lboost_math_tr1` etc.

Usage Recommendations

This library now presents the user with a choice:

- To include the header only versions of the functions and have an easier time linking, but a longer compile time.
- To include the TR1 headers and link against an external library.

Which option you choose depends largely on how you prefer to work and how your system is set up.

For example a casual user who just needs the `acosh` function, would probably be better off including `<boost/math/special_functions/acosh.hpp>` and using `boost::math::acosh(x)` in their code.

However, for large scale software development where compile times are significant, and where the Boost libraries are already built and installed on the system, then including `<boost/math/tr1.hpp>` and using `boost::math::tr1::acosh(x)` will speed up compile times, reduce object files sizes (since there are no templates being instantiated any more), and also speed up debugging runtimes - since the externally compiled libraries can be compiler optimised, rather than built using full settings - the difference in performance between [release and debug builds can be as much as 20 times](#), so for complex applications this can be a big win.

Supported C99 Functions

See also the [quick reference guide for these functions](#).

```

namespace boost{ namespace math{ namespace tr1{ extern "C"{

typedef unspecified float_t;
typedef unspecified double_t;

double acosh(double x);
float acoshf(float x);
long double acoshl(long double x);

double asinh(double x);
float asinhf(float x);
long double asinhl(long double x);

double atanh(double x);
float atanhf(float x);
long double atanh1(long double x);

double cbrt(double x);
float cbrtf(float x);
long double cbrtl(long double x);

double copysign(double x, double y);
float copysignf(float x, float y);
long double copysignl(long double x, long double y);

double erf(double x);
float erff(float x);
long double erfl(long double x);

double erfc(double x);
float erfcf(float x);
long double erfcl(long double x);

double expm1(double x);
float expm1f(float x);
long double expm1l(long double x);

double fmax(double x, double y);
float fmaxf(float x, float y);
long double fmaxl(long double x, long double y);

double fmin(double x, double y);
float fminf(float x, float y);
long double fminl(long double x, long double y);

double hypot(double x, double y);
float hypotf(float x, float y);
long double hypotl(long double x, long double y);

double lgamma(double x);
float lgammaf(float x);
long double lgammal(long double x);

long long llround(double x);
long long llroundf(float x);
long long llroundl(long double x);

double log1p(double x);
float log1pf(float x);
long double log1pl(long double x);

long lround(double x);
long lroundf(float x);

```

```
long lroundl(long double x);

double nextafter(double x, double y);
float nextafterf(float x, float y);
long double nextafterl(long double x, long double y);

double nexttoward(double x, long double y);
float nexttowardf(float x, long double y);
long double nexttowardl(long double x, long double y);

double round(double x);
float roundf(float x);
long double roundl(long double x);

double tgamma(double x);
float tgammaf(float x);
long double tgammal(long double x);

double trunc(double x);
float truncf(float x);
long double trunc1(long double x);

}}}} // namespaces
```

Supported TR1 Functions

See also the [quick reference guide](#) for these functions.


```

namespace boost{ namespace math{ namespace tr1{ extern "C"{

// [5.2.1.1] associated Laguerre polynomials:
double assoc_laguerre(unsigned n, unsigned m, double x);
float assoc_laguerref(unsigned n, unsigned m, float x);
long double assoc_laguerrel(unsigned n, unsigned m, long double x);

// [5.2.1.2] associated Legendre functions:
double assoc_legendre(unsigned l, unsigned m, double x);
float assoc_legendref(unsigned l, unsigned m, float x);
long double assoc_legendrel(unsigned l, unsigned m, long double x);

// [5.2.1.3] beta function:
double beta(double x, double y);
float betaf(float x, float y);
long double betal(long double x, long double y);

// [5.2.1.4] (complete) elliptic integral of the first kind:
double comp_ellint_1(double k);
float comp_ellint_1f(float k);
long double comp_ellint_1l(long double k);

// [5.2.1.5] (complete) elliptic integral of the second kind:
double comp_ellint_2(double k);
float comp_ellint_2f(float k);
long double comp_ellint_2l(long double k);

// [5.2.1.6] (complete) elliptic integral of the third kind:
double comp_ellint_3(double k, double nu);
float comp_ellint_3f(float k, float nu);
long double comp_ellint_3l(long double k, long double nu);

// [5.2.1.8] regular modified cylindrical Bessel functions:
double cyl_bessel_i(double nu, double x);
float cyl_bessel_if(float nu, float x);
long double cyl_bessel_il(long double nu, long double x);

// [5.2.1.9] cylindrical Bessel functions (of the first kind):
double cyl_bessel_j(double nu, double x);
float cyl_bessel_jf(float nu, float x);
long double cyl_bessel_jl(long double nu, long double x);

// [5.2.1.10] irregular modified cylindrical Bessel functions:
double cyl_bessel_k(double nu, double x);
float cyl_bessel_kf(float nu, float x);
long double cyl_bessel_kl(long double nu, long double x);

// [5.2.1.11] cylindrical Neumann functions:
// cylindrical Bessel functions (of the second kind):
double cyl_neumann(double nu, double x);
float cyl_neumannf(float nu, float x);
long double cyl_neumannl(long double nu, long double x);

// [5.2.1.12] (incomplete) elliptic integral of the first kind:
double ellint_1(double k, double phi);
float ellint_1f(float k, float phi);
long double ellint_1l(long double k, long double phi);

// [5.2.1.13] (incomplete) elliptic integral of the second kind:
double ellint_2(double k, double phi);
float ellint_2f(float k, float phi);
long double ellint_2l(long double k, long double phi);

```

```
// [5.2.1.14] (incomplete) elliptic integral of the third kind:
double ellint_3(double k, double nu, double phi);
float ellint_3f(float k, float nu, float phi);
long double ellint_3l(long double k, long double nu, long double phi);

// [5.2.1.15] exponential integral:
double expint(double x);
float expintf(float x);
long double expintl(long double x);

// [5.2.1.16] Hermite polynomials:
double hermite(unsigned n, double x);
float hermitef(unsigned n, float x);
long double hermitel(unsigned n, long double x);

// [5.2.1.18] Laguerre polynomials:
double laguerre(unsigned n, double x);
float laguerref(unsigned n, float x);
long double laguerrel(unsigned n, long double x);

// [5.2.1.19] Legendre polynomials:
double legendre(unsigned l, double x);
float legendref(unsigned l, float x);
long double legendrel(unsigned l, long double x);

// [5.2.1.20] Riemann zeta function:
double riemann_zeta(double);
float riemann_zetaf(float);
long double riemann_zetal(long double);

// [5.2.1.21] spherical Bessel functions (of the first kind):
double sph_bessel(unsigned n, double x);
float sph_besself(unsigned n, float x);
long double sph_bessell(unsigned n, long double x);

// [5.2.1.22] spherical associated Legendre functions:
double sph_legendre(unsigned l, unsigned m, double theta);
float sph_legendref(unsigned l, unsigned m, float theta);
long double sph_legendrel(unsigned l, unsigned m, long double theta);

// [5.2.1.23] spherical Neumann functions;
// spherical Bessel functions (of the second kind):
double sph_neumann(unsigned n, double x);
float sph_neumannf(unsigned n, float x);
long double sph_neumannl(unsigned n, long double x);

}}}} // namespaces
```

In addition sufficient additional overloads of the double versions of the above functions are provided, so that calling the function with any mixture of float, double, long double, or *integer* arguments is supported, with the return type determined by the [result type calculation rules](#).

Currently Unsupported C99 Functions

```
double exp2(double x);
float exp2f(float x);
long double exp2l(long double x);

double fdim(double x, double y);
float fdimf(float x, float y);
long double fdiml(long double x, long double y);

double fma(double x, double y, double z);
float fmaf(float x, float y, float z);
long double fmal(long double x, long double y, long double z);

int ilogb(double x);
int ilogbf(float x);
int ilogbl(long double x);

long long llrint(double x);
long long llrintf(float x);
long long llrintl(long double x);

double log2(double x);
float log2f(float x);
long double log2l(long double x);

double logb(double x);
float logbf(float x);
long double logbl(long double x);

long lrint(double x);
long lrintf(float x);
long lrintl(long double x);

double nan(const char *str);
float nanf(const char *str);
long double nanl(const char *str);

double nearbyint(double x);
float nearbyintf(float x);
long double nearbyintl(long double x);

double remainder(double x, double y);
float remainderf(float x, float y);
long double remainderl(long double x, long double y);

double remquo(double x, double y, int *pquo);
float remquof(float x, float y, int *pquo);
long double remquol(long double x, long double y, int *pquo);

double rint(double x);
float rintf(float x);
long double rintl(long double x);

double scalbln(double x, long ex);
float scalblnf(float x, long ex);
long double scalblnl(long double x, long ex);

double scalbn(double x, int ex);
float scalbnf(float x, int ex);
long double scalbnl(long double x, int ex);
```

Currently Unsupported TR1 Functions

```
// [5.2.1.7] confluent hypergeometric functions:
double conf_hyperg(double a, double c, double x);
float conf_hypergf(float a, float c, float x);
long double conf_hypergl(long double a, long double c, long double x);

// [5.2.1.17] hypergeometric functions:
double hyperg(double a, double b, double c, double x);
float hypergf(float a, float b, float c, float x);
long double hypergl(long double a, long double b, long double c,
long double x);
```

C99 C Functions

Supported C99 Functions

```
namespace boost{ namespace math{ namespace tr1{ extern "C"{

typedef unspecified float_t;
typedef unspecified double_t;

double acosh(double x);
float acoshf(float x);
long double acoshl(long double x);

double asinh(double x);
float asinhf(float x);
long double asinhl(long double x);

double atanh(double x);
float atanhf(float x);
long double atanh1(long double x);

double cbrt(double x);
float cbrtf(float x);
long double cbrtl(long double x);

double copysign(double x, double y);
float copysignf(float x, float y);
long double copysignl(long double x, long double y);

double erf(double x);
float erff(float x);
long double erfl(long double x);

double erfc(double x);
float erfcf(float x);
long double erfcl(long double x);

double expm1(double x);
float expm1f(float x);
long double expm1l(long double x);

double fmax(double x, double y);
float fmaxf(float x, float y);
long double fmaxl(long double x, long double y);

double fmin(double x, double y);
float fminf(float x, float y);
long double fminl(long double x, long double y);

double hypot(double x, double y);
float hypotf(float x, float y);
long double hypotl(long double x, long double y);

double lgamma(double x);
float lgammaf(float x);
long double lgammal(long double x);

long long llround(double x);
long long llroundf(float x);
long long llroundl(long double x);

double log1p(double x);
```

```

float loglpf(float x);
long double loglpl(long double x);

long lround(double x);
long lroundf(float x);
long lroundl(long double x);

double nextafter(double x, double y);
float nextafterf(float x, float y);
long double nextafterl(long double x, long double y);

double nexttoward(double x, long double y);
float nexttowardf(float x, long double y);
long double nexttowardl(long double x, long double y);

double round(double x);
float roundf(float x);
long double roundl(long double x);

double tgamma(double x);
float tgammaf(float x);
long double tgammal(long double x);

double trunc(double x);
float truncf(float x);
long double trunc1(long double x);

}}}} // namespaces

```

In addition sufficient additional overloads of the double versions of the above functions are provided, so that calling the function with any mixture of float, double, long double, or *integer* arguments is supported, with the return type determined by the [result type calculation rules](#).

For example:

```

acoshf(2.0f); // float version, returns float.
acosh(2.0f); // also calls the float version and returns float.
acosh(2.0); // double version, returns double.
acoshl(2.0L); // long double version, returns a long double.
acosh(2.0L); // also calls the long double version.
acosh(2); // integer argument is treated as a double, returns double.

```

Quick Reference

More detailed descriptions of these functions are available in the C99 standard.

```

typedef unspecified float_t;
typedef unspecified double_t;

```

In this implementation `float_t` is the same as type `float`, and `double_t` the same as type `double` unless the preprocessor symbol `FLT_EVAL_METHOD` is defined, in which case these are set as follows:

FLT_EVAL_METHOD	float_t	double_t
0	float	double
1	double	double
2	long double	long double

```
double acosh(double x);
float acoshf(float x);
long double acoshl(long double x);
```

Returns the inverse hyperbolic cosine of x .

See also [acosh](#) for the full template (header only) version of this function.

```
double asinh(double x);
float asinhf(float x);
long double asinhl(long double x);
```

Returns the inverse hyperbolic sine of x .

See also [asinh](#) for the full template (header only) version of this function.

```
double atanh(double x);
float atanhf(float x);
long double atanh1(long double x);
```

Returns the inverse hyperbolic tangent of x .

See also [atanh](#) for the full template (header only) version of this function.

```
double cbrt(double x);
float cbrtf(float x);
long double cbrtl(long double x);
```

Returns the cubed root of x .

See also [cbrt](#) for the full template (header only) version of this function.

```
double copysign(double x, double y);
float copysignf(float x, float y);
long double copysignl(long double x, long double y);
```

Returns a value with the magnitude of x and the sign of y .

```
double erf(double x);
float erff(float x);
long double erfl(long double x);
```

Returns the error function of x :

$$\operatorname{erf}(z) = \frac{2}{\sqrt{\pi}} \int_0^z e^{-t^2} dt$$

See also [erf](#) for the full template (header only) version of this function.

```
double erfc(double x);
float erfcf(float x);
long double erfc1(long double x);
```

Returns the complementary error function of x $1 - \operatorname{erf}(x)$ without the loss of precision implied by the subtraction.

See also [erfc](#) for the full template (header only) version of this function.

```
double expm1(double x);
float expm1f(float x);
long double expm1l(long double x);
```

Returns $\exp(x) - 1$ without the loss of precision implied by the subtraction.

See also [expm1](#) for the full template (header only) version of this function.

```
double fmax(double x, double y);
float fmaxf(float x, float y);
long double fmaxl(long double x, long double y);
```

Returns the larger (most positive) of x and y .

```
double fmin(double x, double y);
float fminf(float x, float y);
long double fminl(long double x, long double y);
```

Returns the smaller (most negative) of x and y .

```
double hypot(double x, double y);
float hypotf(float x, float y);
long double hypotl(long double x, long double y);
```

Returns $\sqrt{x^2 + y^2}$ without the danger of numeric overflow implied by that formulation.

See also [hypot](#) for the full template (header only) version of this function.

```
double lgamma(double x);
float lgammaf(float x);
long double lgammal(long double x);
```

Returns the log of the gamma function of x .

$$\lgamma(z) = \ln |\Gamma(z)|$$

See also [lgamma](#) for the full template (header only) version of this function.

```
long long llround(double x);
long long llroundf(float x);
long long llroundl(long double x);
```

Returns the value x rounded to the nearest integer as a `long long`: equivalent to `floor(x + 0.5)`

See also [round](#) for the full template (header only) version of this function.

```
double log1p(double x);
float log1pf(float x);
long double log1pl(long double x);
```

Returns the $\log(x+1)$ without the loss of precision implied by that formulation.

See also [log1p](#) for the full template (header only) version of this function.


```
long lround(double x);
long lroundf(float x);
long lroundl(long double x);
```

Returns the value x rounded to the nearest integer as a long: equivalent to `floor(x + 0.5)`

See also [round](#) for the full template (header only) version of this function.

```
double nextafter(double x, double y);
float nextafterf(float x, float y);
long double nextafterl(long double x, long double y);
```

Returns the next representable floating point number after x in the direction of y , or x if $x == y$.

```
double nexttoward(double x, long double y);
float nexttowardf(float x, long double y);
long double nexttowardl(long double x, long double y);
```

As `nextafter`, but with y always expressed as a long double.

```
double round(double x);
float roundf(float x);
long double roundl(long double x);
```

Returns the value x rounded to the nearest integer: equivalent to `floor(x + 0.5)`

See also [round](#) for the full template (header only) version of this function.

```
double tgamma(double x);
float tgammaf(float x);
long double tgammal(long double x);
```

Returns the gamma function of x :

$$\text{tgamma}(z) = \Gamma(z) = \int_0^{\infty} t^{z-1} e^{-t} dt$$

See also [tgamma](#) for the full template (header only) version of this function.

```
double trunc(double x);
float truncf(float x);
long double trunc1(long double x);
```

Returns x truncated to the nearest integer.

See also [trunc](#) for the full template (header only) version of this function.

See also [C99 ISO Standard](#)

TR1 C Functions Quick Reference

Supported TR1 Functions

```

namespace boost{ namespace math{ namespace tr1{ extern "C"{

// [5.2.1.1] associated Laguerre polynomials:
double assoc_laguerre(unsigned n, unsigned m, double x);
float assoc_laguerref(unsigned n, unsigned m, float x);
long double assoc_laguerrel(unsigned n, unsigned m, long double x);

// [5.2.1.2] associated Legendre functions:
double assoc_legendre(unsigned l, unsigned m, double x);
float assoc_legendref(unsigned l, unsigned m, float x);
long double assoc_legendrel(unsigned l, unsigned m, long double x);

// [5.2.1.3] beta function:
double beta(double x, double y);
float betaf(float x, float y);
long double betal(long double x, long double y);

// [5.2.1.4] (complete) elliptic integral of the first kind:
double comp_ellint_1(double k);
float comp_ellint_1f(float k);
long double comp_ellint_1l(long double k);

// [5.2.1.5] (complete) elliptic integral of the second kind:
double comp_ellint_2(double k);
float comp_ellint_2f(float k);
long double comp_ellint_2l(long double k);

// [5.2.1.6] (complete) elliptic integral of the third kind:
double comp_ellint_3(double k, double nu);
float comp_ellint_3f(float k, float nu);
long double comp_ellint_3l(long double k, long double nu);

// [5.2.1.8] regular modified cylindrical Bessel functions:
double cyl_bessel_i(double nu, double x);
float cyl_bessel_if(float nu, float x);
long double cyl_bessel_il(long double nu, long double x);

// [5.2.1.9] cylindrical Bessel functions (of the first kind):
double cyl_bessel_j(double nu, double x);
float cyl_bessel_jf(float nu, float x);
long double cyl_bessel_jl(long double nu, long double x);

// [5.2.1.10] irregular modified cylindrical Bessel functions:
double cyl_bessel_k(double nu, double x);
float cyl_bessel_kf(float nu, float x);
long double cyl_bessel_kl(long double nu, long double x);

// [5.2.1.11] cylindrical Neumann functions:
// cylindrical Bessel functions (of the second kind):
double cyl_neumann(double nu, double x);
float cyl_neumannf(float nu, float x);
long double cyl_neumannl(long double nu, long double x);

// [5.2.1.12] (incomplete) elliptic integral of the first kind:
double ellint_1(double k, double phi);
float ellint_1f(float k, float phi);
long double ellint_1l(long double k, long double phi);

```

```

// [5.2.1.13] (incomplete) elliptic integral of the second kind:
double ellint_2(double k, double phi);
float ellint_2f(float k, float phi);
long double ellint_2l(long double k, long double phi);

// [5.2.1.14] (incomplete) elliptic integral of the third kind:
double ellint_3(double k, double nu, double phi);
float ellint_3f(float k, float nu, float phi);
long double ellint_3l(long double k, long double nu, long double phi);

// [5.2.1.15] exponential integral:
double expint(double x);
float expintf(float x);
long double expintl(long double x);

// [5.2.1.16] Hermite polynomials:
double hermite(unsigned n, double x);
float hermitef(unsigned n, float x);
long double hermitel(unsigned n, long double x);

// [5.2.1.18] Laguerre polynomials:
double laguerre(unsigned n, double x);
float laguerref(unsigned n, float x);
long double laguerrel(unsigned n, long double x);

// [5.2.1.19] Legendre polynomials:
double legendre(unsigned l, double x);
float legendref(unsigned l, float x);
long double legendrel(unsigned l, long double x);

// [5.2.1.20] Riemann zeta function:
double riemann_zeta(double);
float riemann_zetaf(float);
long double riemann_zetal(long double);

// [5.2.1.21] spherical Bessel functions (of the first kind):
double sph_bessel(unsigned n, double x);
float sph_besself(unsigned n, float x);
long double sph_bessell(unsigned n, long double x);

// [5.2.1.22] spherical associated Legendre functions:
double sph_legendre(unsigned l, unsigned m, double theta);
float sph_legendref(unsigned l, unsigned m, float theta);
long double sph_legendrel(unsigned l, unsigned m, long double theta);

// [5.2.1.23] spherical Neumann functions;
// spherical Bessel functions (of the second kind):
double sph_neumann(unsigned n, double x);
float sph_neumannf(unsigned n, float x);
long double sph_neumannl(unsigned n, long double x);

}}}} // namespaces

```

In addition sufficient additional overloads of the double versions of the above functions are provided, so that calling the function with any mixture of float, double, long double, or *integer* arguments is supported, with the return type determined by the [result type calculation rules](#).

For example:

```
expintf(2.0f); // float version, returns float.
expint(2.0f); // also calls the float version and returns float.
expint(2.0); // double version, returns double.
expintl(2.0L); // long double version, returns a long double.
expint(2.0L); // also calls the long double version.
expint(2); // integer argument is treated as a double, returns double.
```

Quick Reference

```
// [5.2.1.1] associated Laguerre polynomials:
double assoc_laguerre(unsigned n, unsigned m, double x);
float assoc_laguerref(unsigned n, unsigned m, float x);
long double assoc_laguerrel(unsigned n, unsigned m, long double x);
```

The `assoc_laguerre` functions return:

$$\text{laguerre}(n, m, x) = L_n^m(x) = (-1)^m \frac{d^m}{dx^m} L_{n+m}(x)$$

See also [laguerre](#) for the full template (header only) version of this function.

```
// [5.2.1.2] associated Legendre functions:
double assoc_legendre(unsigned l, unsigned m, double x);
float assoc_legendref(unsigned l, unsigned m, float x);
long double assoc_legendrel(unsigned l, unsigned m, long double x);
```

The `assoc_legendre` functions return:

$$\text{legendre_p}(l, m, x) = P_l^m(x) = (1-x^2)^{\frac{m}{2}} \frac{d^m P_l(x)}{dx^m}$$

See also [legendre_p](#) for the full template (header only) version of this function.

```
// [5.2.1.3] beta function:
double beta(double x, double y);
float betaf(float x, float y);
long double betal(long double x, long double y);
```

Returns the beta function of x and y :

$$\text{beta}(a, b) = B(a, b) = \frac{\Gamma(a)\Gamma(b)}{\Gamma(a+b)}$$

See also [beta](#) for the full template (header only) version of this function.

```
// [5.2.1.4] (complete) elliptic integral of the first kind:
double comp_ellint_1(double k);
float comp_ellint_1f(float k);
long double comp_ellint_1l(long double k);
```

Returns the complete elliptic integral of the first kind of k :

$$K(k) = F\left(\frac{\pi}{2}, k\right) = \int_0^{\frac{\pi}{2}} \frac{d\theta}{\sqrt{1-k^2\sin^2\theta}}$$

See also [ellint_1](#) for the full template (header only) version of this function.

```
// [5.2.1.5] (complete) elliptic integral of the second kind:
double comp_ellint_2(double k);
float comp_ellint_2f(float k);
long double comp_ellint_2l(long double k);
```

Returns the complete elliptic integral of the second kind of k :

$$E(k) = E\left(\frac{\pi}{2}, k\right) = \int_0^{\frac{\pi}{2}} \sqrt{1 - k^2 \sin^2 \theta} d\theta$$

See also [ellint_2](#) for the full template (header only) version of this function.

```
// [5.2.1.6] (complete) elliptic integral of the third kind:
double comp_ellint_3(double k, double nu);
float comp_ellint_3f(float k, float nu);
long double comp_ellint_3l(long double k, long double nu);
```

Returns the complete elliptic integral of the third kind of k and nu :

$$\Pi(n, k) = \Pi\left(n, \frac{\pi}{2}, k\right) = \int_0^{\frac{\pi}{2}} \frac{d\theta}{(1 - n \sin^2 \theta) \sqrt{1 - k^2 \sin^2 \theta}}$$

See also [ellint_3](#) for the full template (header only) version of this function.

```
// [5.2.1.8] regular modified cylindrical Bessel functions:
double cyl_bessel_i(double nu, double x);
float cyl_bessel_if(float nu, float x);
long double cyl_bessel_il(long double nu, long double x);
```

Returns the modified bessel function of the first kind of nu and x :

$$I_\nu(z) = \left(\frac{1}{2}z\right)^\nu \sum_{k=0}^{\infty} \frac{\left(\frac{1}{4}z^2\right)^k}{k! \Gamma(\nu + k + 1)}$$

See also [cyl_bessel_i](#) for the full template (header only) version of this function.

```
// [5.2.1.9] cylindrical Bessel functions (of the first kind):
double cyl_bessel_j(double nu, double x);
float cyl_bessel_jf(float nu, float x);
long double cyl_bessel_jl(long double nu, long double x);
```

Returns the bessel function of the first kind of nu and x :

$$J_\nu(z) = \left(\frac{1}{2}z\right)^\nu \sum_{k=0}^{\infty} \frac{\left(-\frac{1}{4}z^2\right)^k}{k! \Gamma(\nu + k + 1)}$$

See also [cyl_bessel_j](#) for the full template (header only) version of this function.

```
// [5.2.1.10] irregular modified cylindrical Bessel functions:
double cyl_bessel_k(double nu, double x);
float cyl_bessel_kf(float nu, float x);
long double cyl_bessel_kl(long double nu, long double x);
```

Returns the modified bessel function of the second kind of nu and x :

$$K_\nu(z) = \frac{\pi}{2} \frac{I_{-\nu}(z) - I_\nu(z)}{\sin(\nu\pi)}$$

See also [cyl_bessel_k](#) for the full template (header only) version of this function.

```
// [5.2.1.11] cylindrical Neumann functions;
// cylindrical Bessel functions (of the second kind):
double cyl_neumann(double nu, double x);
float cyl_neumannf(float nu, float x);
long double cyl_neumannl(long double nu, long double x);
```

Returns the bessel function of the second kind (Neumann function) of nu and x :

$$Y_\nu(z) = \frac{J_\nu(z) \cos(\nu\pi) - J_{-\nu}(z)}{\sin(\nu\pi)}$$

See also [cyl_neumann](#) for the full template (header only) version of this function.

```
// [5.2.1.12] (incomplete) elliptic integral of the first kind:
double ellint_1(double k, double phi);
float ellint_1f(float k, float phi);
long double ellint_1l(long double k, long double phi);
```

Returns the incomplete elliptic integral of the first kind of k and phi :

$$F(\varphi, k) = \int_0^\varphi \frac{d\theta}{\sqrt{1 - k^2 \sin^2 \theta}}$$

See also [ellint_1](#) for the full template (header only) version of this function.

```
// [5.2.1.13] (incomplete) elliptic integral of the second kind:
double ellint_2(double k, double phi);
float ellint_2f(float k, float phi);
long double ellint_2l(long double k, long double phi);
```

Returns the incomplete elliptic integral of the second kind of k and phi :

$$E(\varphi, k) = \int_0^\varphi \sqrt{1 - k^2 \sin^2 \theta} d\theta$$

See also [ellint_2](#) for the full template (header only) version of this function.

```
// [5.2.1.14] (incomplete) elliptic integral of the third kind:
double ellint_3(double k, double nu, double phi);
float ellint_3f(float k, float nu, float phi);
long double ellint_3l(long double k, long double nu, long double phi);
```

Returns the incomplete elliptic integral of the third kind of k , nu and phi :

$$\Pi(n, \varphi, k) = \int_0^\varphi \frac{d\theta}{(1 - n \sin^2 \theta) \sqrt{1 - k^2 \sin^2 \theta}}$$

See also [ellint_3](#) for the full template (header only) version of this function.

```
// [5.2.1.15] exponential integral:
double expint(double x);
float expintf(float x);
long double expintl(long double x);
```

Returns the exponential integral Ei of x:

$$Ei(x) = -E_1(-x) = \int_{-x}^{\infty} \frac{e^{-t} dt}{t}$$

See also [expint](#) for the full template (header only) version of this function.

```
// [5.2.1.16] Hermite polynomials:
double hermite(unsigned n, double x);
float hermitef(unsigned n, float x);
long double hermitel(unsigned n, long double x);
```

Returns the n'th Hermite polynomial of x:

$$\text{hermite}(x) = H_n(x) = (-1)^n e^{x^2} \frac{d^n}{dx^n} e^{-x^2}$$

See also [hermite](#) for the full template (header only) version of this function.

```
// [5.2.1.18] Laguerre polynomials:
double laguerre(unsigned n, double x);
float laguerref(unsigned n, float x);
long double laguerrel(unsigned n, long double x);
```

Returns the n'th Laguerre polynomial of x:

$$\text{laguerre}(n, x) = L_n(x) = \frac{e^x}{n!} \frac{d^n}{dx^n} (x^n e^{-x})$$

See also [laguerre](#) for the full template (header only) version of this function.

```
// [5.2.1.19] Legendre polynomials:
double legendre(unsigned l, double x);
float legendref(unsigned l, float x);
long double legendrel(unsigned l, long double x);
```

Returns the l'th Legendre polynomial of x:

$$\text{legendre_p}(l, x) = P_l(x) = \frac{1}{2^l l!} \frac{d^l}{dx^l} (x^2 - 1)^l ; \quad |x| \leq 1$$

See also [legendre_p](#) for the full template (header only) version of this function.

```
// [5.2.1.20] Riemann zeta function:
double riemann_zeta(double);
float riemann_zetaf(float);
long double riemann_zetal(long double);
```

Returns the Riemann Zeta function of x :

$$\zeta(s) = \sum_{k=1}^{\infty} \frac{1}{k^s}$$

See also [zeta](#) for the full template (header only) version of this function.

```
// [5.2.1.21] spherical Bessel functions (of the first kind):
double sph_bessel(unsigned n, double x);
float sph_besself(unsigned n, float x);
long double sph_bessell(unsigned n, long double x);
```

Returns the spherical Bessel function of the first kind of x $j_n(x)$:

$$j_n(z) = \sqrt{\frac{\pi}{2z}} J_{n+\frac{1}{2}}(z)$$

$$y_n(z) = \sqrt{\frac{\pi}{2z}} Y_{n+\frac{1}{2}}(z)$$

See also [sph_bessel](#) for the full template (header only) version of this function.

```
// [5.2.1.22] spherical associated Legendre functions:
double sph_legendre(unsigned l, unsigned m, double theta);
float sph_legendref(unsigned l, unsigned m, float theta);
long double sph_legendrel(unsigned l, unsigned m, long double theta);
```

Returns the spherical associated Legendre function of l , m and $theta$:

$$\text{sph_legendre}(l, m, \theta) = Y_l^m(\theta, 0) = (-1)^m \sqrt{\frac{2l+1}{4\pi} \frac{(l-m)!}{(l+m)!}} P_l^m(\cos\theta)$$

See also [spherical_harmonic](#) for the full template (header only) version of this function.

```
// [5.2.1.23] spherical Neumann functions;
// spherical Bessel functions (of the second kind):
double sph_neumann(unsigned n, double x);
float sph_neumannf(unsigned n, float x);
long double sph_neumannl(unsigned n, long double x);
```

Returns the spherical Neumann function of x $y_n(x)$:

$$j_n(z) = \sqrt{\frac{\pi}{2z}} J_{n+\frac{1}{2}}(z)$$

$$y_n(z) = \sqrt{\frac{\pi}{2z}} Y_{n+\frac{1}{2}}(z)$$

See also [sph_bessel](#) for the full template (header only) version of this function.

Currently Unsupported TR1 Functions

```
// [5.2.1.7] confluent hypergeometric functions:
double conf_hyperg(double a, double c, double x);
float conf_hypergf(float a, float c, float x);
long double conf_hypergl(long double a, long double c, long double x);

// [5.2.1.17] hypergeometric functions:
double hyperg(double a, double b, double c, double x);
float hypergf(float a, float b, float c, float x);
long double hypergl(long double a, long double b, long double c,
long double x);
```



Note

These two functions are not implemented as they are not believed to be numerically stable.

Mathematical Constants

Introduction

Boost.Math provides a collection of mathematical constants.

Why use Boost.Math mathematical constants?

- Readable. For the very many jobs just using built-in like `double`, you can just write expressions like

```
double area = pi * r * r;
```

(If that's all you want, jump direct to [use in non-template code!](#))

- Effortless - avoiding a search of reference sources.
- Usable with both builtin floating point types, and user-defined, possibly extended precision, types such as NTL, MPFR/GMP, `mp_float`: in the latter case the constants are computed to the necessary precision and then cached.
- Accurate - ensuring that the values are as accurate as possible for the chosen floating-point type
 - No loss of accuracy from repeated rounding of intermediate computations.
 - Result is computed with higher precision and only rounded once.
 - Less risk of inaccurate result from functions `pow`, `trig` and `log` at [corner cases](#).
 - Less risk of [cancellation error](#).
- Portable - as possible between different systems using different floating-point precisions: see [use in template code](#).
- Tested - by comparison with other published sources, or separately computed at long double precision.
- Faster - can avoid (re-)calculation at runtime.
 - If the value returned is a builtin type then it's returned by value as a `constexpr` (C++11 feature, if available).
 - If the value is computed and cached (or constructed from a string representation and cached), then it's returned by constant reference.
This can be significant if:
 - Functions `pow`, `trig` or `log` are used.
 - Inside an inner loop.
 - Using a high-precision UDT like [Boost.Multiprecision](#).
 - Compiler optimizations possible with built-in types, especially `double`, are not available.

Tutorial

Use in non-template code

When using the math constants at your chosen fixed precision in non-template code, you can simply add a `using namespace` declaration, for example, `using namespace boost::math::double_constants`, to make the constants of the correct precision for your code visible in the current scope, and then use each constant *as a simple variable - sans brackets*:

```
#include <boost/math/constants/constants.hpp>

double area(double r)
{
    using namespace boost::math::double_constants;
    return pi * r * r;
}
```

Had our function been written as taking a `float` rather than a `double`, we could have written instead:

```
#include <boost/math/constants/constants.hpp>

float area(float r)
{
    using namespace boost::math::float_constants;
    return pi * r * r;
}
```

Likewise, constants that are suitable for use at long double precision are available in the namespace `boost::math::long_double_constants`.

You can see the full list of available constants at [math_toolkit.constants](#).

Some examples of using constants are at [constants_eg1](#).

Use in template code

When using the constants inside a function template, we need to ensure that we use a constant of the correct precision for our template parameters. We can do this by calling the function-template versions, `pi<FPTType>()`, of the constants like this:

```
#include <boost/math/constants/constants.hpp>

template <class Real>
Real area(Real r)
{
    using namespace boost::math::constants;
    return pi<Real>() * r * r;
}
```

Although this syntax is a little less "cute" than the non-template version, the code is no less efficient (at least for the built-in types `float`, `double` and `long double`): the function template versions of the constants are simple inline functions that return a constant of the correct precision for the type used. In addition, these functions are declared `constexpr` for those compilers that support this, allowing the result to be used in constant-expressions provided the template argument is a literal type.



Tip

Keep in mind the difference between the variable version, just `pi`, and the template-function version: the template-function requires both a `<floating-point-type>` and function call `()` brackets, for example: `pi<double>()`. You cannot write `double p = pi<>()`, nor `double p = pi()`.



Note

You can always use **both** variable and template-function versions **provided calls are fully qualified**, for example:

```
double my_pi1 = boost::math::constants::pi<double>();
double my_pi2 = boost::math::double_constants::pi;
```



Warning

It may be tempting to simply define

```
using namespace boost::math::double_constants;
using namespace boost::math::constants;
```

but if you do define two namespaces, this will, of course, create ambiguity!

```
double my_pi = pi(); // error C2872: 'pi' : ambiguous symbol
double my_pi2 = pi; // Context does not allow for disambiguation of overloaded function
```

Although the mistake above is fairly obvious, it is also not too difficult to do this accidentally, or worse, create it in someone else's code.

Therefore it is prudent to avoid this risk by **localising the scope of such definitions**, as shown above.



Tip

Be very careful with the type provided as parameter. For example, providing an **integer** instead of a floating-point type can be disastrous (a C++ feature).

```
cout << "Area = " << area(2) << endl; // Area = 12!!!
```

You should get a compiler warning

```
warning : 'return' : conversion from 'double' to 'int', possible loss of data
```

Failure to heed this warning can lead to very wrong answers!

You can also avoid this by being explicit about the type of `Area`.

```
cout << "Area = " << area<double>(2) << endl; // Area = 12.566371
```

Use With User-Defined Types

The most common example of a high-precision user-defined type will probably be [Boost.Multiprecision](#).

The syntax for using the function-call constants with user-defined types is the same as it is in the template class, which is to say we use:

```
#include <boost/math/constants/constants.hpp>

boost::math::constants::pi<UserDefinedType>();
```

For example:

```
boost::math::constants::pi<boost::multiprecision::cpp_dec_float_50>();
```

giving π with a precision of 50 decimal digits.

However, since the precision of the user-defined type may be much greater than that of the built-in floating point types, how the value returned is created is as follows:

- If the precision of the type is known at compile time:
 - If the precision is less than or equal to that of a `float` and the type is constructable from a `float` then our code returns a `float` literal. If the user-defined type is a literal type then the function call that returns the constant will be a `constexpr`.
 - If the precision is less than or equal to that of a `double` and the type is constructable from a `double` then our code returns a `double` literal. If the user-defined type is a literal type then the function call that returns the constant will be a `constexpr`.
 - If the precision is less than or equal to that of a `long double` and the type is constructable from a `long double` then our code returns a `long double` literal. If the user-defined type is a literal type then the function call that returns the constant will be a `constexpr`.
 - If the precision is less than or equal to that of a `__float128` (and the compiler supports such a type) and the type is constructable from a `__float128` then our code returns a `__float128` literal. If the user-defined type is a literal type then the function call that returns the constant will be a `constexpr`.
 - If the precision is less than 100 decimal digits, then the constant will be constructed (just the once, then cached in a thread-safe manner) from a string representation of the constant. In this case the value is returned as a `const` reference to the cached value.
 - Otherwise the value is computed (just once, then cached in a thread-safe manner). In this case the value is returned as a `const` reference to the cached value.
- If the precision is unknown at compile time then:
 - If the runtime precision (obtained from a call to `boost::math::tools::digits<T>()`) is less than 100 decimal digits, then the constant is constructed "on the fly" from the string representation of the constant.
 - Otherwise the value is constructed "on the fly" by calculating then value of the constant using the current default precision of the type. Note that this can make use of the constants rather expensive.

In addition, it is possible to pass a `Policy` type as a second template argument, and use this to control the precision:

```
#include <boost/math/constants/constants.hpp>

typedef boost::math::policies::policy<boost::math::policies::digits2<80> > my_policy_type;
boost::math::constants::pi<MyType, my_policy_type>();
```



Note

Boost.Math doesn't know how to control the internal precision of `MyType`, the policy just controls how the selection process above is carried out, and the calculation precision if the result is computed.

It is also possible to control which method is used to construct the constant by specialising the traits class `construction_traits`:

```
namespace boost{ namespace math{ namespace constant{

template <class T, class Policy>
struct construction_traits
{
    typedef mpl::int_<N> type;
};

}}} // namespaces
```

Where N takes one of the following values:

N	Meaning
0	The precision is unavailable at compile time; either construct from a decimal digit string or calculate on the fly depending upon the runtime precision.
1	Return a float precision constant.
2	Return a double precision constant.
3	Return a long double precision constant.
4	Construct the result from the string representation, and cache the result.
Any other value N	Sets the compile time precision to N bits.

Custom Specializing a constant

In addition, for user-defined types that need special handling, it's possible to [partially-] specialize the internal structure used by each constant. For example, suppose we're using the C++ wrapper around MPFR `mpfr_class`: this has its own representation of Pi which we may well wish to use in place of the above mechanism. We can achieve this by specialising the class template `boost::math::constants::detail::constant_pi`:

```
namespace boost{ namespace math{ namespace constants{ namespace detail{

template<>
struct constant_pi<mpfr_class>
{
    template<int N>
    static mpfr_class get(const mpl::int_<N>&)
    {
        // The template param N is one of the values in the table above,
        // we can either handle all cases in one as is the case here,
        // or overload "get" for the different options.
        mpfr_class result;
        mpfr_const_pi(result.get_mpfr_t(), GMP_RNDN);
        return result;
    }
};

}}}} // namespaces
```

Diagnosing what meta-programmed code is doing

Finally, since it can be tricky to diagnose what meta-programmed code is doing, there is a diagnostic routine that prints information about how this library will handle a specific type, it can be used like this:

```
#include <boost/math/constants/info.hpp>

int main()
{
    boost::math::constants::print_info_on_type<MyType>();
}
```

If you wish, you can also pass an optional `std::ostream` argument to the `print_info_on_type` function. Typical output for a user-defined type looks like this:

```
Information on the Implementation and Handling of
Mathematical Constants for Type class boost::math::concepts::real_concept

Checking for std::numeric_limits<class boost::math::concepts::real_concept> specialisation: no
boost::math::policies::precision<class boost::math::concepts::real_concept, Policy>
reports that there is no compile type precision available.
boost::math::tools::digits<class boost::math::concepts::real_concept>()
reports that the current runtime precision is
53 binary digits.
No compile time precision is available, the construction method
will be decided at runtime and results will not be cached
- this may lead to poor runtime performance.
Current runtime precision indicates that
the constant will be constructed from a string on each call.
```


The Mathematical Constants

This section lists the mathematical constants, their use(s) (and sometimes rationale for their inclusion).

Table 52. Mathematical Constants

name	formula	Value (6 decimals)	Uses and Rationale
Rational fractions			
half	$1/2$	0.5	
third	$1/3$	0.333333	
two_thirds	$2/3$	0.66667	
three_quarters	$3/4$	0.75	
two and related			
root_two	$\sqrt{2}$	1.41421	
root_three	$\sqrt{3}$	1.73205	
half_root_two	$\sqrt{2}/2$	0.707106	
ln_two	$\ln(2)$	0.693147	
ln_ten	$\ln(10)$	2.30258	
ln_ln_two	$\ln(\ln(2))$	-0.366512	Gumbel distribution median
root_ln_four	$\sqrt{\ln(4)}$	1.177410	
one_div_root_two	$1/\sqrt{2}$	0.707106	
π and related			
pi	π	3.14159	Ubiquitous. Archimedes constant π
half_pi	$\pi/2$	1.570796	
third_pi	$\pi/3$	1.04719	
sixth_pi	$\pi/6$	0.523598	
two_pi	2π	6.28318	Many uses, most simply, circumference of a circle
two_thirds_pi	$2/3 \pi$	2.09439	$\text{volume of a hemi-sphere} = 4/3 \pi r^3$
three_quarters_pi	$3/4 \pi$	2.35619	$= 3/4 \pi$
four_thirds_pi	$4/3 \pi$	4.18879	$\text{volume of a sphere} = 4/3 \pi r^3$
one_div_two_pi	$1/(2\pi)$	1.59155	Widely used
root_pi	$\sqrt{\pi}$	1.77245	Widely used
root_half_pi	$\sqrt{\pi/2}$	1.25331	Widely used

name	formula	Value (6 decimals)	Uses and Rationale
root_two_pi	$\sqrt{\pi \cdot 2}$	2.50662	Widely used
one_div_root_pi	$1/\sqrt{\pi}$	0.564189	
one_div_root_two_pi	$1/\sqrt{(2\pi)}$	0.398942	
root_one_div_pi	$\sqrt{(1/\pi)}$	0.564189	
pi_minus_three	$\pi - 3$	1.41593	
four_minus_pi	$4 - \pi$	0.858407	
pow23_four_minus_pi	$4^{2/3} - \pi$	0.795316	
pi_pow_e	π^e	22.4591	
pi_sqr	π^2	9.86960	
pi_sqr_div_six	$\pi^2/6$	1.64493	
pi_cubed	π^3	31.00627	
cbrt_pi	$\sqrt[3]{\pi}$	1.46459	
one_div_cbrt_pi	$1/\sqrt[3]{\pi}$	0.682784	
Euler's e and related			
e	e	2.71828	Euler's constant e
exp_minus_half	$e^{-1/2}$	0.606530	
e_pow_pi	e^π	23.14069	
root_e	\sqrt{e}	1.64872	
log10_e	$\log_{10}(e)$	0.434294	
one_div_log10_e	$1/\log_{10}(e)$	2.30258	
Trigonometric			
degree	radians = $\pi / 180$	0.017453	
radian	degrees = $180 / \pi$	57.2957	
sin_one	$\sin(1)$	0.841470	
cos_one	$\cos(1)$	0.54030	
sinh_one	$\sinh(1)$	1.17520	
cosh_one	$\cosh(1)$	1.54308	
Phi	Phidias golden ratio	Phidias golden ratio	

name	formula	Value (6 decimals)	Uses and Rationale
phi	$(1 + \sqrt{5}) / 2$	1.61803	finance
ln_phi	$\ln(\phi)$	0.48121	
one_div_ln_phi	$1/\ln(\phi)$	2.07808	
Euler's Gamma			
euler	euler	0.577215	Euler-Mascheroni gamma constant
one_div_euler	$1/\text{euler}$	1.73245	
euler_sqr	euler^2	0.333177	
Misc			
zeta_two	$\zeta(2)$	1.64493	Riemann zeta function
zeta_three	$\zeta(3)$	1.20205	Riemann zeta function
catalan	K	0.915965	Catalan (or Glaisher) combinatorial constant
glaisher	A	1.28242	Decimal expansion of Glaisher-Kinkelin constant
khinchin	k	2.685452	Decimal expansion of Khinchin constant
extreme_value_skewness	$12\sqrt{6} \zeta(3) / \pi^3$	1.139547	Extreme value distribution
rayleigh_skewness	$2\sqrt{\pi(\pi-3)/(4-\pi)^{3/2}}$	0.631110	Rayleigh distribution skewness
rayleigh_kurtosis_excess	$-(6\pi^2-24\pi+16)/(4-\pi)^2$	0.245089	Rayleigh distribution kurtosis excess
rayleigh_kurtosis	$3+(6\pi^2-24\pi+16)/(4-\pi)^2$	3.245089	Rayleigh distribution kurtosis



Note

Integer values are **not included** in this list of math constants, however interesting, because they can be so easily and exactly constructed, even for UDT, for example: `static_cast<cpp_float>(42)`.



Tip

If you know the approximate value of the constant, you can search for the value to find Boost.Math chosen name in this table.

Defining New Constants

The library provides some helper code to assist in defining new constants; the process for defining a constant called `my_constant` goes like this:

1. **Define a function that calculates the value of the constant.** This should be a template function, and be placed in `boost/math/constants/calculate_constants.hpp` if the constant is to be added to this library, or else defined at the top of your source file if not.

The function should look like this:

```
namespace boost{ namespace math{ namespace constants{ namespace detail{

template <class Real>
template <int N>
Real constant_my_constant<Real>::compute(BOOST_MATH_EXPLICIT_TEMPLATE_TYPE_SPEC(mpl::int_<N>))
{
    int required_precision = N ? N : tools::digits<Real>();
    Real result = /* value computed to required_precision bits */ ;
    return result;
}

}}}} // namespaces
```

Then define a placeholder for the constant itself:

```
namespace boost{ namespace math{ namespace constants{

BOOST_DEFINE_MATH_CONSTANT(my_constant, 0.0, "0");

}}}
```

For example, to calculate $\pi/2$, add to `boost/math/constants/calculate_constants.hpp`

```
template <class T>
template<int N>
inline T constant_half_pi<T>::compute(BOOST_MATH_EXPLICIT_TEMPLATE_TYPE_SPEC(mpl::int_<N>))
{
    BOOST_MATH_STD_USING
    return pi<T, policies::policy<policies::digits2<N> > >() / static_cast<T>(2);
}
```

Then to `boost/math/constants/constants.hpp` add:

```
BOOST_DEFINE_MATH_CONSTANT(half_pi, 0.0, "0"); // Actual values are temporary, we'll replace ↴
them later.
```



Note

Previously defined constants like `pi` and `e` can be used, but by **not simply calling** `pi<T>()`; specifying the precision via the policy `pi<T, policies::policy<policies::digits2<N> > >()` is essential to ensure full accuracy.



Warning

Newly defined constants can only be used once they are included in `boost/math/constants/constants.hpp`. So if you add template `<class T, class N> T constant_my_constant{...}`, then you cannot define `constant_my_constant` until you add the temporary `BOOST_DEFINE_MATH_CONSTANT(my_constant, 0.0, "0")`. Failing to do this will result in surprising compile errors:

```
error C2143: syntax error : missing ';' before '<'
error C2433: 'constant_root_two_div_pi' : 'inline' not permitted on data declarations
error C2888: 'T constant_root_two_div_pi' : symbol cannot be defined with
in namespace 'detail'
error C2988: unrecognizable template declaration/definition
```

2. **You will need an arbitrary precision type to use to calculate the value.** This library currently supports either `cpp_float`, `NTL::RR` or `mpfr_class` used via the bindings in `boost/math/bindings`. The default is to use `NTL::RR` unless you define an alternate macro, for example, `USE_MPFR` or `USE_CPP_FLOAT` at the start of your program.

3. It is necessary to link to the Boost.Regex library, and probably to your chosen arbitrary precision type library.

4. The complete program to generate the constant `half_pi` using function `calculate_half_pi` is then:

```
#define USE_CPP_FLOAT // If required.
#include <boost/math/constants/generate.hpp>

int main()
{
    BOOST_CONSTANTS_GENERATE(half_pi);
}
```

The output from the program is a snippet of C++ code (actually a macro call) that can be cut and pasted into `boost/math/constants/constants.hpp` or else into your own code, for example:

```
BOOST_DEFINE_MATH_CONSTANT(half_pi, 1.570796326794896619231321691639751442e+00, ␣
"1.57079632679489661923132169163975144209858469968755291048747229615390820314310449931401741267105853399107404326e+00");
```

This macro `BOOST_DEFINE_MATH_CONSTANT` inserts a C++ struct code snippet that declares the `float`, `double` and `long double` versions of the constant, plus a decimal digit string representation correct to 100 decimal digits, and all the meta-programming machinery needed to select between them.

The result of an expanded macro for `Pi` is shown below.

```

// Preprocessed pi constant, annotated.

namespace boost
{
    namespace math
    {
        namespace constants
        {
            namespace detail
            {
                template <class T> struct constant_pi
                {
                private:
                    // Default implementations from string of decimal digits:
                    static inline T get_from_string()
                    {
                        static const T result
                            = detail::construct_from_string<T>("3.14159265358979323846264338327950288419716939937510582097494459230781640628620899862803482534211706798214808651e+00",
                            boost::is_convertible<const char*, T>());
                        return result;
                    }
                    template <int N> static T compute();

                public:
                    // Default implementations from string of decimal digits:
                    static inline T get(const mpl::int_<construct_from_string>&)
                    {
                        constant_initializer<T, & constant_pi<T>::get_from_string >::do_nothing();
                        return get_from_string();
                    }
                    // Float, double and long double versions:
                    static inline T get(const mpl::int_<construct_from_float>)
                    {
                        return 3.141592653589793238462643383279502884e+00F;
                    }
                    static inline T get(const mpl::int_<construct_from_double>&)
                    {
                        return 3.141592653589793238462643383279502884e+00;
                    }
                    static inline T get(const mpl::int_<construct_from_long_double>&)
                    {
                        return 3.141592653589793238462643383279502884e+00L;
                    }
                    // For very high precision that is nonetheless can be calculated at compile time:
                    template <int N> static inline T get(const mpl::int_<N>& n)
                    {
                        constant_initializer2<T, N, & constant_pi<T>::template compute<N> >::do_nothing();
                        return compute<N>();
                    }
                    //For true arbitrary precision, which may well vary at runtime.
                    static inline T get(const mpl::int_<0>&)
                    {
                        return tools::digits<T>() > max_string_digits ? compute<0>() : get(mpl::int_<construct_from_string>());
                    }
                }; // template <class T> struct constant_pi
            } // namespace detail

            // The actual forwarding function (including policy to control precision).
            template <class T, class Policy> inline T pi( )
            {
                return detail:: constant_pi<T>::get(typename construction_traits<T, Policy>::type());
            }
        }
    }
}

```

```
    }
    // The actual forwarding function (using default policy to control precision).
    template <class T> inline T pi()
    {
        return pi<T, boost::math::policies::policy<> >()
    }
} // namespace constants

// Namespace specific versions, for the three built-in floats:
namespace float_constants
{
    static const float pi = 3.141592653589793238462643383279502884e+00F;
}
namespace double_constants
{
    static const double pi = 3.141592653589793238462643383279502884e+00;
}
namespace long_double_constants
{
    static const long double pi = 3.141592653589793238462643383279502884e+00L;
}
namespace constants{;
} // namespace constants
} // namespace math
} // namespace boost
```


FAQs

Why are *these* Constants Chosen?

It is, of course, impossible to please everyone with a list like this.

Some of the criteria we have used are:

- Used in Boost.Math.
- Commonly used.
- Expensive to compute.
- Requested by users.
- [Used in science and mathematics.](#)
- No integer values (because so cheap to construct).
(You can easily define your own if found convenient, for example: `FPT one =static_cast<FPT>(42);`).

How are constants named?

- Not macros, so no upper case.
- All lower case (following C++ standard names).
- No CamelCase.
- Underscore as `_` delimiter between words.
- Numbers spelt as words rather than decimal digits (except following `pow`).
- Abbreviation conventions:
 - `root` for square root.
 - `cbrt` for cube root.
 - `pow` for `pow` function using decimal digits like `pow23` for $n^{2/3}$.
 - `div` for divided by or operator `/`.
 - `minus` for operator `-`, `plus` for operator `+`.
 - `sqr` for squared.
 - `cubed` for cubed n^3 .
 - words for greek, like π , ζ and Γ .
 - words like `half`, `third`, `three_quarters`, `sixth` for fractions. (Digit(s) can get muddled).
 - `log10` for \log_{10}
 - `ln` for \log_e

How are the constants derived?

The constants have all been calculated using high-precision software working with up to 300-bit precision giving about 100 decimal digits. (The precision can be arbitrarily chosen and is limited only by compute time).

How Accurate are the constants?

The minimum accuracy chosen (100 decimal digits) exceeds the accuracy of reasonably-foreseeable floating-point hardware (256-bit) and should meet most high-precision computations.

How are the constants tested?

1. Comparison using Boost.Test BOOST_CHECK_CLOSE_FRACTION using long double literals, with at least 35 decimal digits, enough to be accurate for all long double implementations. The tolerance is usually twice `long double epsilon`.
2. Comparison with calculation at long double precision. This often requires a slightly higher tolerance than two epsilon because of computational noise from round-off etc, especially when trig and other functions are called.
3. Comparison with independent published values, for example, using [The On-Line Encyclopedia of Integer Sequences \(OEIS\)](#) again using at least 35 decimal digits strings.
4. Comparison with independently calculated values using arbitrary precision tools like [Mathematica](#), again using at least 35 decimal digits literal strings.



Warning

We have not yet been able to **check** that **all** constants are accurate at the full arbitrary precision, at present 100 decimal digits. But certain key values like `e` and `pi` appear to be accurate and internal consistencies suggest that others are this accurate too.

Why is Portability important?

Code written using math constants is easily portable even when using different floating-point types with differing precision.

It is a mistake to expect that results of computations will be **identical**, but you can achieve the **best accuracy possible for the floating-point type in use**.

This has no extra cost to the user, but reduces irritating, and often confusing and very hard-to-trace effects, caused by the intrinsically limited precision of floating-point calculations.

A harmless symptom of this limit is a spurious least-significant digit; at worst, slightly inaccurate constants sometimes cause iterating algorithms to diverge wildly because internal comparisons just fail.

What is the Internal Format of the constants, and why?

See [tutorial](#) above for normal use, but this FAQ explains the internal details used for the constants.

Constants are stored as 100 decimal digit values. However, some compilers do not accept decimal digits strings as long as this. So the constant is split into two parts, with the first containing at least 128-bit long double precision (35 decimal digits), and for consistency should be in scientific format with a signed exponent.

The second part is the value of the constant expressed as a string literal, accurate to at least 100 decimal digits (in practice that means at least 102 digits). Again for consistency use scientific format with a signed exponent.

For types with precision greater than a long double, then if `T` is constructible `T` is constructible from a `const char*` then it's directly constructed from the string, otherwise we fall back on `lexical_cast` to convert to type `T`. (Using a string is necessary because you can't use a numeric constant since even a `long double` might not have enough digits).

So, for example, a constant like `pi` is internally defined as

```
BOOST_DEFINE_MATH_CONSTANT(pi, 3.141592653589793238462643383279502884e+00, "3.14159265358979323846264338327950288419716939937510582097494459230781640628620899662803482534211706798214808651e+00");
```

In this case the significand is 109 decimal digits, ensuring 100 decimal digits are exact, and exponent is zero.

See [defining new constants](#) to calculate new constants.

A macro definition like this can be pasted into user code where convenient, or into `boost/math/constants.hpp` if it is to be added to the Boost.Math library.

What Floating-point Types could I use?

Apart from the built-in floating-point types `float`, `double`, `long double`, there are several arbitrary precision floating-point classes available, but most are not licensed for commercial use.

Boost.Multiprecision by Christopher Kormanyos

This work is based on an earlier work called e-float: Algorithm 910: A Portable C++ Multiple-Precision System for Special-Function Calculations, in ACM TOMS, {VOL 37, ISSUE 4, (February 2011)} (C) ACM, 2011. <http://doi.acm.org/10.1145/1916461.1916469> [e_float](#) but is now re-factored and available under the Boost license in the Boost-sandbox at [multiprecision](#) where it is being refined and prepared for review.

Boost.cpp_float by John Maddock using Expression Templates

[Big Number](#) which is a reworking of [e_float](#) by Christopher Kormanyos to use expression templates for faster execution.

NTL class quad_float

[NTL](#) by Victor Shoup has fixed and arbitrary high precision fixed and floating-point types. However none of these are licenced for commercial use.

```
#include <NTL/quad_float.h> // quad precision 106-bit, about 32 decimal digits.
using NTL::to_quad_float; // Less precise than arbitrary precision NTL::RR.
```

NTL class `quad_float`, which gives a form of quadruple precision, 106-bit significand (but without an extended exponent range.) With an IEC559/IEEE 754 compatible processor, for example Intel X86 family, with 64-bit double, and 53-bit significand, using the significands of **two** 64-bit doubles, if `std::numeric_limits<double>::digits10` is 16, then we get about twice the precision, so `std::numeric_limits<quad_float>::digits10()` should be 32. (the default `std::numeric_limits<RR>::digits10()` should be about 40). (which seems to agree with experiments). We output constants (including some noisy bits, an approximation to `std::numeric_limits<RR>::max_digits10()`) by adding 2 extra decimal digits, so using `quad_float::SetOutputPrecision(32 + 2);`

Apple Mac/Darwin uses a similar *doubledouble* 106-bit for its built-in `long double` type.



Note

The precision of all *doubledouble* floating-point types is rather odd and values given are only approximate.

New projects should use [Boost.Multiprecision](#).

NTL class RR

Arbitrary precision floating point with NTL class `RR`, default is 150 bit (about 50 decimal digits) used here with 300 bit to output 100 decimal digits, enough for many practical non-'number-theoretic' C++ applications.

[NTL A Library for doing Number Theory](#) is **not licenced for commercial use**.

This class is used in Boost.Math and is an option when using `big_number` projects to calculate new math constants.

New projects should use [Boost.Multiprecision](#).

GMP and MPFR

GMP and MPFR have also been used to compute constants, but are licensed under the [Lesser GPL license](#) and are **not licensed for commercial use**.

What happened to a previous collection of constants proposed for Boost?

A review concluded that the way in which the constants were presented did not meet many peoples needs. None of the methods proposed met many users' essential requirement to allow writing simply `pi` rather than `pi()`. Many science and engineering equations look difficult to read when because function call brackets can be confused with the many other brackets often needed. All the methods then proposed of avoiding the brackets failed to meet all needs, often on grounds of complexity and lack of applicability to various realistic scenarios.

So the simple namespace method, proposed on its own, but rejected at the first review, has been added to allow users to have convenient access to float, double and long double values, but combined with template struct and functions to allow simultaneous use with other non-built-in floating-point types.

Why do the constants (internally) have a struct rather than a simple function?

A function mechanism was provided by in previous versions of Boost.Math.

The new mechanism is to permit partial specialization. See Custom Specializing a constant above. It should also allow use with other packages like [tmath Bignum C++ library](#).

Where can I find other high precision constants?

1. Constants with very high precision and good accuracy (>40 decimal digits) from Simon Plouffe's web based collection <http://pi.lacim.uqam.ca/eng/>.
2. [The On-Line Encyclopedia of Integer Sequences \(OEIS\)](#)
3. Checks using printed text optically scanned values and converted from: D. E. Knuth, Art of Computer Programming, Appendix A, Table 1, Vol 1, ISBN 0 201 89683 4 (1997)
4. M. Abramowitz & I. E. Stegun, National Bureau of Standards, Handbook of Mathematical Functions, a reference source for formulae now superceded by
5. Frank W. Olver, Daniel W. Lozier, Ronald F. Boisvert, Charles W. Clark, NIST Handbook of Mathematical Functions, Cambridge University Press, ISBN 978-0-521-14063-8, 2010.
6. John F Hart, Computer Approximations, Kreiger (1978) ISBN 0 88275 642 7.
7. Some values from Cephes Mathematical Library, Stephen L. Moshier and CALC100 100 decimal digit Complex Variable Calculator Program, a DOS utility.
8. Xavier Gourdon, Pascal Sebah, 50 decimal digits constants at [Number, constants and computation](#).

Where are Physical Constants?

Not here in this Boost.Math collection, because physical constants:

- Are measurements, not truely constants.
- Are not truly constant and keeping changing as mensuration technology improves.
- Have a intrinsic uncertainty.
- Mathematical constants are stored and represented at varying precision, but should never be inaccurate.

Some physical constants may be available in Boost.Units.

Complex Number Functions

The following complex number algorithms are the inverses of trigonometric functions currently present in the C++ standard. Equivalents to these functions are part of the C99 standard, and are part of the [Technical Report on C++ Library Extensions](#).

Implementation and Accuracy

Although there are deceptively simple formulae available for all of these functions, a naive implementation that used these formulae would fail catastrophically for some input values. The Boost versions of these functions have been implemented using the methodology described in "Implementing the Complex Arcsine and Arccosine Functions Using Exception Handling" by T. E. Hull Thomas F. Fairgrieve and Ping Tak Peter Tang, ACM Transactions on Mathematical Software, Vol. 23, No. 3, September 1997. This means that the functions are well defined over the entire complex number range, and produce accurate values even at the extremes of that range, where as a naive formula would cause overflow or underflow to occur during the calculation, even though the result is actually a representable value. The maximum theoretical relative error for all of these functions is less than 9.5e for every machine-representable point in the complex plane. Please refer to comments in the header files themselves and to the above mentioned paper for more information on the implementation methodology.

asin

Header:

```
#include <boost/math/complex/asin.hpp>
```

Synopsis:

```
template<class T>  
std::complex<T> asin(const std::complex<T>& z);
```

Effects: returns the inverse sine of the complex number z .

Formula: $\sin^{-1}(z) = -i \log(iz + \sqrt{1 - z^2})$

acos

Header:

```
#include <boost/math/complex/acos.hpp>
```

Synopsis:

```
template<class T>  
std::complex<T> acos(const std::complex<T>& z);
```

Effects: returns the inverse cosine of the complex number z .

Formula: $\cos^{-1}(z) = \frac{\pi}{2} + i \log(iz + \sqrt{1 - z^2})$

atan

Header:

```
#include <boost/math/complex/atan.hpp>
```

Synopsis:

```
template<class T>  
std::complex<T> atan(const std::complex<T>& z);
```

Effects: returns the inverse tangent of the complex number z .

Formula: $\tan^{-1}(z) = \frac{i}{2} (\log(1 - iz) - \log(iz + 1)) = -i \tanh^{-1}(iz)$

asinh

Header:

```
#include <boost/math/complex/asinh.hpp>
```

Synopsis:

```
template<class T>  
std::complex<T> asinh(const std::complex<T>& z);
```

Effects: returns the inverse hyperbolic sine of the complex number z .

Formula: $\sinh^{-1}(z) = \log(z + \sqrt{z^2 + 1}) = i \sin^{-1}(-iz)$

acosh

Header:

```
#include <boost/math/complex/acosh.hpp>
```

Synopsis:

```
template<class T>  
std::complex<T> acosh(const std::complex<T>& z);
```

Effects: returns the inverse hyperbolic cosine of the complex number z .

Formula: $\cosh^{-1}(z) = \log(z + \sqrt{z-1}\sqrt{z+1}) = \pm i \cos^{-1}(z)$

atanh

Header:

```
#include <boost/math/complex/atanh.hpp>
```

Synopsis:

```
template<class T>  
std::complex<T> atanh(const std::complex<T>& z);
```

Effects: returns the inverse hyperbolic tangent of the complex number z .

Formula: $\tanh^{-1}(z) = \frac{1}{2}(\log(1+z) - \log(1-z))$

History

- 2005/12/17: Added support for platforms with no meaningful `numeric_limits<>::infinity()`.
- 2005/12/01: Initial version, added as part of the TR1 library.

Quaternions

Overview

Quaternions are a relative of complex numbers.

Quaternions are in fact part of a small hierarchy of structures built upon the real numbers, which comprise only the set of real numbers (traditionally named \mathbf{R}), the set of complex numbers (traditionally named \mathbf{C}), the set of quaternions (traditionally named \mathbf{H}) and the set of octonions (traditionally named \mathbf{O}), which possess interesting mathematical properties (chief among which is the fact that they are *division algebras*, i.e. where the following property is true: if y is an element of that algebra and is **not equal to zero**, then $yx = yx'$, where x and x' denote elements of that algebra, implies that $x = x'$). Each member of the hierarchy is a super-set of the former.

One of the most important aspects of quaternions is that they provide an efficient way to parameterize rotations in \mathbf{R}^3 (the usual three-dimensional space) and \mathbf{R}^4 .

In practical terms, a quaternion is simply a quadruple of real numbers $(\alpha, \beta, \gamma, \delta)$, which we can write in the form $q = \alpha + \beta i + \gamma j + \delta k$, where i is the same object as for complex numbers, and j and k are distinct objects which play essentially the same kind of role as i .

An addition and a multiplication is defined on the set of quaternions, which generalize their real and complex counterparts. The main novelty here is that **the multiplication is not commutative** (i.e. there are quaternions x and y such that $xy \neq yx$). A good mnemotechnical way of remembering things is by using the formula $i*i = j*j = k*k = -1$.

Quaternions (and their kin) are described in far more details in this other [document](#) (with [errata](#) and [addenda](#)).

Some traditional constructs, such as the exponential, carry over without too much change into the realms of quaternions, but other, such as taking a square root, do not.

Header File

The interface and implementation are both supplied by the header file [quaternion.hpp](#).

Synopsis

```

namespace boost{ namespace math{

template<typename T> class quaternion;
template<>           class quaternion<float>;
template<>           class quaternion<double>;
template<>           class quaternion<long double>;

// operators
template<typename T> quaternion<T> operator + (T const & lhs, quaternion<T> const & rhs);
template<typename T> quaternion<T> operator + (quaternion<T> const & lhs, T const & rhs);
template<typename T> quaternion<T> operator + (::std::complex<T> const & lhs, quaternion<T> const & rhs);
template<typename T> quaternion<T> operator + (quaternion<T> const & lhs, ::std::complex<T> const & rhs);
template<typename T> quaternion<T> operator + (quaternion<T> const & lhs, quaternion<T> const & rhs);

template<typename T> quaternion<T> operator - (T const & lhs, quaternion<T> const & rhs);
template<typename T> quaternion<T> operator - (quaternion<T> const & lhs, T const & rhs);
template<typename T> quaternion<T> operator - (::std::complex<T> const & lhs, quaternion<T> const & rhs);
template<typename T> quaternion<T> operator - (quaternion<T> const & lhs, ::std::complex<T> const & rhs);
template<typename T> quaternion<T> operator - (quaternion<T> const & lhs, quaternion<T> const & rhs);

template<typename T> quaternion<T> operator * (T const & lhs, quaternion<T> const & rhs);
template<typename T> quaternion<T> operator * (quaternion<T> const & lhs, T const & rhs);
template<typename T> quaternion<T> operator * (::std::complex<T> const & lhs, quaternion<T> const & rhs);
template<typename T> quaternion<T> operator * (quaternion<T> const & lhs, ::std::complex<T> const & rhs);
template<typename T> quaternion<T> operator * (quaternion<T> const & lhs, quaternion<T> const & rhs);

template<typename T> quaternion<T> operator / (T const & lhs, quaternion<T> const & rhs);
template<typename T> quaternion<T> operator / (quaternion<T> const & lhs, T const & rhs);
template<typename T> quaternion<T> operator / (::std::complex<T> const & lhs, quaternion<T> const & rhs);
template<typename T> quaternion<T> operator / (quaternion<T> const & lhs, ::std::complex<T> const & rhs);
template<typename T> quaternion<T> operator / (quaternion<T> const & lhs, quaternion<T> const & rhs);

template<typename T> quaternion<T> operator + (quaternion<T> const & q);
template<typename T> quaternion<T> operator - (quaternion<T> const & q);

template<typename T> bool operator == (T const & lhs, quaternion<T> const & rhs);
template<typename T> bool operator == (quaternion<T> const & lhs, T const & rhs);
template<typename T> bool operator == (::std::complex<T> const & lhs, quaternion<T> const & rhs);
template<typename T> bool operator == (quaternion<T> const & lhs, ::std::complex<T> const & rhs);
template<typename T> bool operator == (quaternion<T> const & lhs, quaternion<T> const & rhs);

template<typename T> bool operator != (T const & lhs, quaternion<T> const & rhs);
template<typename T> bool operator != (quaternion<T> const & lhs, T const & rhs);
template<typename T> bool operator != (::std::complex<T> const & lhs, quaternion<T> const & rhs);
template<typename T> bool operator != (quaternion<T> const & lhs, ::std::complex<T> const & rhs);
template<typename T> bool operator != (quaternion<T> const & lhs, quaternion<T> const & rhs);

template<typename T, typename charT, class traits>

```

```

::std::basic_istream<charT,traits>& operator >> (::std::basic_istream<charT,traits> & is, qua-
ternion<T> & q);

template<typename T, typename charT, class traits>
::std::basic_ostream<charT,traits>& operator operator << (::std::basic_os-
tream<charT,traits> & os, quaternion<T> const & q);

// values
template<typename T> T          real(quaternion<T> const & q);
template<typename T> quaternion<T> unreal(quaternion<T> const & q);

template<typename T> T          sup(quaternion<T> const & q);
template<typename T> T          ll(quaternion<T> const & q);
template<typename T> T          abs(quaternion<T> const & q);
template<typename T> T          norm(quaternion<T>const & q);
template<typename T> quaternion<T> conj(quaternion<T> const & q);

template<typename T> quaternion<T> math_quaternions.creation_spheric-
al(T const & rho, T const & theta, T const & phi, T const & phi2);
template<typename T> quaternion<T> semipolar(T const & rho, T const & al-
pha, T const & theta1, T const & theta2);
template<typename T> quaternion<T> multi-
polar(T const & rho1, T const & theta1, T const & rho2, T const & theta2);
template<typename T> quaternion<T> cylindrospherical(T const & t, T const & radius, T const & lon-
gitude, T const & latitude);
template<typename T> quaternion<T> cylindric-
al(T const & r, T const & angle, T const & h1, T const & h2);

// transcendentals
template<typename T> quaternion<T> exp(quaternion<T> const & q);
template<typename T> quaternion<T> cos(quaternion<T> const & q);
template<typename T> quaternion<T> sin(quaternion<T> const & q);
template<typename T> quaternion<T> tan(quaternion<T> const & q);
template<typename T> quaternion<T> cosh(quaternion<T> const & q);
template<typename T> quaternion<T> sinh(quaternion<T> const & q);
template<typename T> quaternion<T> tanh(quaternion<T> const & q);
template<typename T> quaternion<T> pow(quaternion<T> const & q, int n);

} // namespace math
} // namespace boost

```

Template Class quaternion

```

namespace boost{ namespace math{

template<typename T>
class quaternion
{
public:

    typedef T value_type;

    explicit quaternion(T const & requested_a = T(), T const & requested_b = T(), T const & requested_c = T(), T const & requested_d = T());
    explicit quaternion(::std::complex<T> const & z0, ::std::complex<T> const & z1 = ::std::complex<T>());
    template<typename X>
    explicit quaternion(quaternion<X> const & a_recopier);

    T real() const;
    quaternion<T> unreal() const;
    T R_component_1() const;
    T R_component_2() const;
    T R_component_3() const;
    T R_component_4() const;
    ::std::complex<T> C_component_1() const;
    ::std::complex<T> C_component_2() const;

    quaternion<T>& operator = (quaternion<T> const & a_affecter);
    template<typename X>
    quaternion<T>& operator = (quaternion<X> const & a_affecter);
    quaternion<T>& operator = (T const & a_affecter);
    quaternion<T>& operator = (::std::complex<T> const & a_affecter);

    quaternion<T>& operator += (T const & rhs);
    quaternion<T>& operator += (::std::complex<T> const & rhs);
    template<typename X>
    quaternion<T>& operator += (quaternion<X> const & rhs);

    quaternion<T>& operator -= (T const & rhs);
    quaternion<T>& operator -= (::std::complex<T> const & rhs);
    template<typename X>
    quaternion<T>& operator -= (quaternion<X> const & rhs);

    quaternion<T>& operator *= (T const & rhs);
    quaternion<T>& operator *= (::std::complex<T> const & rhs);
    template<typename X>
    quaternion<T>& operator *= (quaternion<X> const & rhs);

    quaternion<T>& operator /= (T const & rhs);
    quaternion<T>& operator /= (::std::complex<T> const & rhs);
    template<typename X>
    quaternion<T>& operator /= (quaternion<X> const & rhs);
};

} // namespace math
} // namespace boost

```

Quaternion Specializations

```

namespace boost{ namespace math{

template<>
class quaternion<float>
{
public:
    typedef float value_type;

    explicit quaternion(float const & requested_a = 0.0f, float const & requested_b = 0.0f, float const & requested_c = 0.0f, float const & requested_d = 0.0f);
    explicit quaternion(::std::complex<float> const & z0, ::std::complex<float> const & z1 = ::std::complex<float>());
    explicit quaternion(quaternion<double> const & a_recopier);
    explicit quaternion(quaternion<long double> const & a_recopier);

    float          real() const;
    quaternion<float> unreal() const;
    float          R_component_1() const;
    float          R_component_2() const;
    float          R_component_3() const;
    float          R_component_4() const;
    ::std::complex<float> C_component_1() const;
    ::std::complex<float> C_component_2() const;

    quaternion<float>& operator = (quaternion<float> const & a_affecter);
    template<typename X> quaternion<float>& operator = (quaternion<X> const & a_affecter);
    quaternion<float>& operator = (float const & a_affecter);
    quaternion<float>& operator = (::std::complex<float> const & a_affecter);

    quaternion<float>& operator += (float const & rhs);
    quaternion<float>& operator += (::std::complex<float> const & rhs);
    template<typename X> quaternion<float>& operator += (quaternion<X> const & rhs);

    quaternion<float>& operator -= (float const & rhs);
    quaternion<float>& operator -= (::std::complex<float> const & rhs);
    template<typename X> quaternion<float>& operator -= (quaternion<X> const & rhs);

    quaternion<float>& operator *= (float const & rhs);
    quaternion<float>& operator *= (::std::complex<float> const & rhs);
    template<typename X> quaternion<float>& operator *= (quaternion<X> const & rhs);

    quaternion<float>& operator /= (float const & rhs);
    quaternion<float>& operator /= (::std::complex<float> const & rhs);
    template<typename X> quaternion<float>& operator /= (quaternion<X> const & rhs);
};

```

```

template<>
class quaternion<double>
{
public:
    typedef double value_type;

    explicit quaternion(double const & requested_a = 0.0, double const & requested_b = 0.0, double const & requested_c = 0.0, double const & requested_d = 0.0);
    explicit quaternion(::std::complex<double> const & z0, ::std::complex<double> const & z1 = ::std::complex<double>());
    explicit quaternion(quaternion<float> const & a_recopier);
    explicit quaternion(quaternion<long double> const & a_recopier);

    double          real() const;
    quaternion<double> unreal() const;
    double          R_component_1() const;
    double          R_component_2() const;
    double          R_component_3() const;
    double          R_component_4() const;
    ::std::complex<double> C_component_1() const;
    ::std::complex<double> C_component_2() const;

    quaternion<double>& operator = (quaternion<double> const & a_affecter);
    template<typename X> quaternion<double>& operator = (quaternion<X> const & a_affecter);
    quaternion<double>& operator = (double const & a_affecter);
    quaternion<double>& operator = (::std::complex<double> const & a_affecter);

    quaternion<double>& operator += (double const & rhs);
    quaternion<double>& operator += (::std::complex<double> const & rhs);
    template<typename X> quaternion<double>& operator += (quaternion<X> const & rhs);

    quaternion<double>& operator -= (double const & rhs);
    quaternion<double>& operator -= (::std::complex<double> const & rhs);
    template<typename X> quaternion<double>& operator -= (quaternion<X> const & rhs);

    quaternion<double>& operator *= (double const & rhs);
    quaternion<double>& operator *= (::std::complex<double> const & rhs);
    template<typename X> quaternion<double>& operator *= (quaternion<X> const & rhs);

    quaternion<double>& operator /= (double const & rhs);
    quaternion<double>& operator /= (::std::complex<double> const & rhs);
    template<typename X> quaternion<double>& operator /= (quaternion<X> const & rhs);
};

```

```

template<>
class quaternion<long double>
{
public:
    typedef long double value_type;

    explicit quaternion(long double const & requested_a = 0.0L, long double const & requested_b = 0.0L, long double const & requested_c = 0.0L, long double const & requested_d = 0.0L);
    explicit quaternion(::std::complex<long double> const & z0, ::std::complex<long double> const & z1 = ::std::complex<long double>());
    explicit quaternion(quaternion<float> const & a_recopier);
    explicit quaternion(quaternion<double> const & a_recopier);

    long double          real() const;
    quaternion<long double> unreal() const;
    long double          R_component_1() const;
    long double          R_component_2() const;
    long double          R_component_3() const;
    long double          R_component_4() const;
    ::std::complex<long double> C_component_1() const;
    ::std::complex<long double> C_component_2() const;

    quaternion<long double>& operator = (quaternion<long double> const & a_affecter);
    template<typename X>
    quaternion<long double>& operator = (quaternion<X> const & a_affecter);
    quaternion<long double>& operator = (long double const & a_affecter);
    quaternion<long double>& operator = (::std::complex<long double> const & a_affecter);

    quaternion<long double>& operator += (long double const & rhs);
    quaternion<long double>& operator += (::std::complex<long double> const & rhs);
    template<typename X>
    quaternion<long double>& operator += (quaternion<X> const & rhs);

    quaternion<long double>& operator -= (long double const & rhs);
    quaternion<long double>& operator -= (::std::complex<long double> const & rhs);
    template<typename X>
    quaternion<long double>& operator -= (quaternion<X> const & rhs);

    quaternion<long double>& operator *= (long double const & rhs);
    quaternion<long double>& operator *= (::std::complex<long double> const & rhs);
    template<typename X>
    quaternion<long double>& operator *= (quaternion<X> const & rhs);

    quaternion<long double>& operator /= (long double const & rhs);
    quaternion<long double>& operator /= (::std::complex<long double> const & rhs);
    template<typename X>
    quaternion<long double>& operator /= (quaternion<X> const & rhs);
};

} // namespace math
} // namespace boost

```

Quaternion Member Typedefs

value_type

Template version:

```
typedef T value_type;
```

Float specialization version:

```
typedef float value_type;
```

Double specialization version:

```
typedef double value_type;
```

Long double specialization version:

```
typedef long double value_type;
```

These provide easy acces to the type the template is built upon.

Quaternion Member Functions

Constructors

Template version:

```
explicit quaternion(T const & requested_a = T(), T const & requested_b = T(), T const & requested_c = T(), T const & requested_d = T());
explicit quaternion(::std::complex<T> const & z0, ::std::complex<T> const & z1 = ::std::complex<T>());
template<typename X>
explicit quaternion(quaternion<X> const & a_recopier);
```

Float specialization version:

```
explicit quaternion(float const & requested_a = 0.0f, float const & requested_b = 0.0f, float const & requested_c = 0.0f, float const & requested_d = 0.0f);
explicit quaternion(::std::complex<float> const & z0, ::std::complex<float> const & z1 = ::std::complex<float>());
explicit quaternion(quaternion<double> const & a_recopier);
explicit quaternion(quaternion<long double> const & a_recopier);
```

Double specialization version:

```
explicit quaternion(double const & requested_a = 0.0, double const & requested_b = 0.0, double const & requested_c = 0.0, double const & requested_d = 0.0);
explicit quaternion(::std::complex<double> const & z0, ::std::complex<double> const & z1 = ::std::complex<double>());
explicit quaternion(quaternion<float> const & a_recopier);
explicit quaternion(quaternion<long double> const & a_recopier);
```

Long double specialization version:

```
explicit quaternion(long double const & requested_a = 0.0L, long double const & requested_b = 0.0L, long double const & requested_c = 0.0L, long double const & requested_d = 0.0L);
explicit quaternion(::std::complex<long double> const & z0, ::std::complex<long double> const & z1 = ::std::complex<long double>());
explicit quaternion(quaternion<float> const & a_recopier);
explicit quaternion(quaternion<double> const & a_recopier);
```

A default constructor is provided for each form, which initializes each component to the default values for their type (i.e. zero for floating numbers). This constructor can also accept one to four base type arguments. A constructor is also provided to build quaternions from one or two complex numbers sharing the same base type. The unspecialized template also sports a templarized copy constructor, while the specialized forms have copy constructors from the other two specializations, which are explicit when a risk of precision loss exists. For the unspecialized form, the base type's constructors must not throw.

Destructors and untemplated copy constructors (from the same type) are provided by the compiler. Converting copy constructors make use of a templated helper function in a "detail" subnamespace.

Other member functions

Real and Unreal Parts

```
T real() const;
quaternion<T> unreal() const;
```


Like complex number, quaternions do have a meaningful notion of "real part", but unlike them there is no meaningful notion of "imaginary part". Instead there is an "unreal part" which itself is a quaternion, and usually nothing simpler (as opposed to the complex number case). These are returned by the first two functions.

Individual Real Components

```
T R_component_1() const;
T R_component_2() const;
T R_component_3() const;
T R_component_4() const;
```

A quaternion having four real components, these are returned by these four functions. Hence `real` and `R_component_1` return the same value.

Individual Complex Components

```
::std::complex<T> C_component_1() const;
::std::complex<T> C_component_2() const;
```

A quaternion likewise has two complex components, and as we have seen above, for any quaternion $q = \alpha + \beta i + \gamma j + \delta k$ we also have $q = (\alpha + \beta i) + (\gamma + \delta i)j$. These functions return them. The real part of `q.C_component_1()` is the same as `q.real()`.

Quaternion Member Operators

Assignment Operators

```
quaternion<T>& operator = (quaternion<T> const & a_affecter);
template<typename X>
quaternion<T>& operator = (quaternion<X> const& a_affecter);
quaternion<T>& operator = (T const& a_affecter);
quaternion<T>& operator = (::std::complex<T> const& a_affecter);
```

These perform the expected assignment, with type modification if necessary (for instance, assigning from a base type will set the real part to that value, and all other components to zero). For the unspecialized form, the base type's assignment operators must not throw.

Addition Operators

```
quaternion<T>& operator += (T const & rhs)
quaternion<T>& operator += (::std::complex<T> const & rhs);
template<typename X>
quaternion<T>& operator += (quaternion<X> const & rhs);
```

These perform the mathematical operation `(*this)+rhs` and store the result in `*this`. The unspecialized form has exception guards, which the specialized forms do not, so as to insure exception safety. For the unspecialized form, the base type's assignment operators must not throw.

Subtraction Operators

```
quaternion<T>& operator -= (T const & rhs)
quaternion<T>& operator -= (::std::complex<T> const & rhs);
template<typename X>
quaternion<T>& operator -= (quaternion<X> const & rhs);
```

These perform the mathematical operation `(*this)-rhs` and store the result in `*this`. The unspecialized form has exception guards, which the specialized forms do not, so as to insure exception safety. For the unspecialized form, the base type's assignment operators must not throw.

Multiplication Operators

```
quaternion<T>& operator *= (T const & rhs)
quaternion<T>& operator *= (::std::complex<T> const & rhs);
template<typename X>
quaternion<T>& operator *= (quaternion<X> const & rhs);
```

These perform the mathematical operation `(*this)*rhs` **in this order** (order is important as multiplication is not commutative for quaternions) and store the result in `*this`. The unspecialized form has exception guards, which the specialized forms do not, so as to insure exception safety. For the unspecialized form, the base type's assignment operators must not throw.

Division Operators

```
quaternion<T>& operator /= (T const & rhs)
quaternion<T>& operator /= (::std::complex<T> const & rhs);
template<typename X>
quaternion<T>& operator /= (quaternion<X> const & rhs);
```

These perform the mathematical operation `(*this)*inverse_of(rhs)` **in this order** (order is important as multiplication is not commutative for quaternions) and store the result in `*this`. The unspecialized form has exception guards, which the specialized forms do not, so as to insure exception safety. For the unspecialized form, the base type's assignment operators must not throw.

Quaternion Non-Member Operators

Unary Plus

```
template<typename T>
quaternion<T> operator + (quaternion<T> const & q);
```

This unary operator simply returns q.

Unary Minus

```
template<typename T>
quaternion<T> operator - (quaternion<T> const & q);
```

This unary operator returns the opposite of q.

Binary Addition Operators

```
template<typename T> quaternion<T> operator + (T const & lhs, quaternion<T> const & rhs);
template<typename T> quaternion<T> operator + (quaternion<T> const & lhs, T const & rhs);
template<typename T> quaternion<T> operator + (::std::complex<T> const & lhs, quaternion<T> const & rhs);
template<typename T> quaternion<T> operator + (quaternion<T> const & lhs, ::std::complex<T> const & rhs);
template<typename T> quaternion<T> operator + (quaternion<T> const & lhs, quaternion<T> const & rhs);
```

These operators return quaternion<T>(lhs) += rhs.

Binary Subtraction Operators

```
template<typename T> quaternion<T> operator - (T const & lhs, quaternion<T> const & rhs);
template<typename T> quaternion<T> operator - (quaternion<T> const & lhs, T const & rhs);
template<typename T> quaternion<T> operator - (::std::complex<T> const & lhs, quaternion<T> const & rhs);
template<typename T> quaternion<T> operator - (quaternion<T> const & lhs, ::std::complex<T> const & rhs);
template<typename T> quaternion<T> operator - (quaternion<T> const & lhs, quaternion<T> const & rhs);
```

These operators return quaternion<T>(lhs) -= rhs.

Binary Multiplication Operators

```
template<typename T> quaternion<T> operator * (T const & lhs, quaternion<T> const & rhs);
template<typename T> quaternion<T> operator * (quaternion<T> const & lhs, T const & rhs);
template<typename T> quaternion<T> operator * (::std::complex<T> const & lhs, quaternion<T> const & rhs);
template<typename T> quaternion<T> operator * (quaternion<T> const & lhs, ::std::complex<T> const & rhs);
template<typename T> quaternion<T> operator * (quaternion<T> const & lhs, quaternion<T> const & rhs);
```

These operators return quaternion<T>(lhs) *= rhs.

Binary Division Operators

```
template<typename T> quaternion<T> operator / (T const & lhs, quaternion<T> const & rhs);
template<typename T> quaternion<T> operator / (quaternion<T> const & lhs, T const & rhs);
template<typename T> quaternion<T> operator / (::std::complex<T> const & lhs, quaternion<T> const & rhs);
template<typename T> quaternion<T> operator / (quaternion<T> const & lhs, ::std::complex<T> const & rhs);
template<typename T> quaternion<T> operator / (quaternion<T> const & lhs, quaternion<T> const & rhs);
```

These operators return `quaternion<T>(lhs) /= rhs`. It is of course still an error to divide by zero...

Equality Operators

```
template<typename T> bool operator == (T const & lhs, quaternion<T> const & rhs);
template<typename T> bool operator == (quaternion<T> const & lhs, T const & rhs);
template<typename T> bool operator == (::std::complex<T> const & lhs, quaternion<T> const & rhs);
template<typename T> bool operator == (quaternion<T> const & lhs, ::std::complex<T> const & rhs);
template<typename T> bool operator == (quaternion<T> const & lhs, quaternion<T> const & rhs);
```

These return true if and only if the four components of `quaternion<T>(lhs)` are equal to their counterparts in `quaternion<T>(rhs)`. As with any floating-type entity, this is essentially meaningless.

Inequality Operators

```
template<typename T> bool operator != (T const & lhs, quaternion<T> const & rhs);
template<typename T> bool operator != (quaternion<T> const & lhs, T const & rhs);
template<typename T> bool operator != (::std::complex<T> const & lhs, quaternion<T> const & rhs);
template<typename T> bool operator != (quaternion<T> const & lhs, ::std::complex<T> const & rhs);
template<typename T> bool operator != (quaternion<T> const & lhs, quaternion<T> const & rhs);
```

These return true if and only if `quaternion<T>(lhs) == quaternion<T>(rhs)` is false. As with any floating-type entity, this is essentially meaningless.

Stream Extractor

```
template<typename T, typename charT, class traits>
::std::basic_istream<charT,traits>& operator >> (::std::basic_istream<charT,traits> & is, quaternion<T> & q);
```

Extracts a quaternion `q` of one of the following forms (with `a`, `b`, `c` and `d` of type `T`):

`a` `(a)`, `(a,b)`, `(a,b,c)`, `(a,b,c,d)` `(a,(c))`, `(a,(c,d))`, `((a))`, `((a),c)`, `((a),(c))`, `((a),(c,d))`, `((a,b))`, `((a,b),c)`, `((a,b),(c))`, `((a,b),(c,d))`

The input values must be convertible to `T`. If bad input is encountered, calls `is.setstate(ios::failbit)` (which may throw `ios::failure` (27.4.5.3)).

Returns: `is`.

The rationale for the list of accepted formats is that either we have a list of up to four reals, or else we have a couple of complex numbers, and in that case if it formatted as a proper complex number, then it should be accepted. Thus potential ambiguities are lifted (for instance `(a,b)` is `(a,b,0,0)` and not `(a,0,b,0)`, i.e. it is parsed as a list of two real numbers and not two complex numbers which happen to have imaginary parts equal to zero).

Stream Inserter

```
template<typename T, typename charT, class traits>
::std::basic_ostream<charT,traits>& operator << (::std::basic_ostream<charT,traits> & os, qua-
ternion<T> const & q);
```

Inserts the quaternion `q` onto the stream `os` as if it were implemented as follows:

```
template<typename T, typename charT, class traits>
::std::basic_ostream<charT,traits>& operator << (
    ::std::basic_ostream<charT,traits> & os,
    quaternion<T> const & q)
{
    ::std::basic_ostringstream<charT,traits> s;

    s.flags(os.flags());
    s.imbue(os.getloc());
    s.precision(os.precision());

    s << '(' << q.R_component_1() << ',' <<
        q.R_component_2() << ',' <<
        q.R_component_3() << ',' <<
        q.R_component_4() << ')';

    return os << s.str();
}
```

Quaternion Value Operations

real and unreal

```
template<typename T> T      real( quaternion<T> const & q );  
template<typename T> quaternion<T> unreal( quaternion<T> const & q );
```

These return `q.real()` and `q.unreal()` respectively.

conj

```
template<typename T> quaternion<T> conj( quaternion<T> const & q );
```

This returns the conjugate of the quaternion.

sup

```
template<typename T> T sup( quaternion<T> const & q );
```

This return the sup norm (the greatest among `abs(q.R_component_1())` ... `abs(q.R_component_4())`) of the quaternion.

l1

```
template<typename T> T l1( quaternion<T> const & q );
```

This return the l1 norm (`abs(q.R_component_1()) + ... + abs(q.R_component_4())`) of the quaternion.

abs

```
template<typename T> T abs( quaternion<T> const & q );
```

This return the magnitude (Euclidian norm) of the quaternion.

norm

```
template<typename T> T norm( quaternion<T> const & q );
```

This return the (Cayley) norm of the quaternion. The term "norm" might be confusing, as most people associate it with the Euclidian norm (and quadratic functionals). For this version of (the mathematical objects known as) quaternions, the Euclidian norm (also known as magnitude) is the square root of the Cayley norm.

Quaternion Creation Functions

```
template<typename T> quaternion<T> spherical(
    T const & rho, T const & theta, T const & phi1, T const & phi2);
template<typename T> quaternion<T> semipolar(T const & rho, T const & al-
    pha, T const & thetal, T const & theta2);
template<typename T> quaternion<T> multi-
    polar(T const & rho1, T const & thetal, T const & rho2, T const & theta2);
template<typename T> quaternion<T> cylindrospherical(T const & t, T const & radius, T const & lon-
    gitude, T const & latitude);
template<typename T> quaternion<T> cylindric-
    al(T const & r, T const & angle, T const & h1, T const & h2);
```

These build quaternions in a way similar to the way polar builds complex numbers, as there is no strict equivalent to polar coordinates for quaternions.

`spherical` is a simple transposition of `polar`, it takes as inputs a (positive) magnitude and a point on the hypersphere, given by three angles. The first of these, `theta` has a natural range of $-\pi$ to $+\pi$, and the other two have natural ranges of $-\pi/2$ to $+\pi/2$ (as is the case with the usual spherical coordinates in \mathbf{R}^3). Due to the many symmetries and periodicities, nothing untoward happens if the magnitude is negative or the angles are outside their natural ranges. The expected degeneracies (a magnitude of zero ignores the angles settings...) do happen however.

`cylindrical` is likewise a simple transposition of the usual cylindrical coordinates in \mathbf{R}^3 , which in turn is another derivative of planar polar coordinates. The first two inputs are the polar coordinates of the first \mathbf{C} component of the quaternion. The third and fourth inputs are placed into the third and fourth \mathbf{R} components of the quaternion, respectively.

`multipolar` is yet another simple generalization of polar coordinates. This time, both \mathbf{C} components of the quaternion are given in polar coordinates.

`cylindrospherical` is specific to quaternions. It is often interesting to consider \mathbf{H} as the cartesian product of \mathbf{R} by \mathbf{R}^3 (the quaternionic multiplication as then a special form, as given here). This function therefore builds a quaternion from this representation, with the \mathbf{R}^3 component given in usual \mathbf{R}^3 spherical coordinates.

`semipolar` is another generator which is specific to quaternions. It takes as a first input the magnitude of the quaternion, as a second input an angle in the range 0 to $+\pi/2$ such that magnitudes of the first two \mathbf{C} components of the quaternion are the product of the first input and the sine and cosine of this angle, respectively, and finally as third and fourth inputs angles in the range $-\pi/2$ to $+\pi/2$ which represent the arguments of the first and second \mathbf{C} components of the quaternion, respectively. As usual, nothing untoward happens if what should be magnitudes are negative numbers or angles are out of their natural ranges, as symmetries and periodicities kick in.

In this version of our implementation of quaternions, there is no analogue of the complex value operation `arg` as the situation is somewhat more complicated. Unit quaternions are linked both to rotations in \mathbf{R}^3 and in \mathbf{R}^4 , and the correspondences are not too complicated, but there is currently a lack of standard (de facto or de jure) matrix library with which the conversions could work. This should be remedied in a further revision. In the mean time, an example of how this could be done is presented here for \mathbf{R}^3 , and here for \mathbf{R}^4 ([example test file](#)).

Quaternion Transcendentals

There is no `log` or `sqrt` provided for quaternions in this implementation, and `pow` is likewise restricted to integral powers of the exponent. There are several reasons to this: on the one hand, the equivalent of analytic continuation for quaternions ("branch cuts") remains to be investigated thoroughly (by me, at any rate...), and we wish to avoid the nonsense introduced in the standard by exponentiations of complexes by complexes (which is well defined, but not in the standard...). Talking of nonsense, saying that `pow(0, 0)` is "implementation defined" is just plain brain-dead...

We do, however provide several transcendentals, chief among which is the exponential. This author claims the complete proof of the "closed formula" as his own, as well as its independant invention (there are claims to prior invention of the formula, such as one by Professor Shoemake, and it is possible that the formula had been known a couple of centuries back, but in absence of bibliographical reference, the matter is pending, awaiting further investigation; on the other hand, the definition and existence of the exponential on the quaternions, is of course a fact known for a very long time). Basically, any converging power series with real coefficients which allows for a closed formula in \mathbb{C} can be transposed to \mathbb{H} . More transcendentals of this type could be added in a further revision upon request. It should be noted that it is these functions which force the dependency upon the [boost/math/special_functions/sinc.hpp](#) and the [boost/math/special_functions/sinhc.hpp](#) headers.

exp

```
template<typename T> quaternion<T> exp(quaternion<T> const & q);
```

Computes the exponential of the quaternion.

cos

```
template<typename T> quaternion<T> cos(quaternion<T> const & q);
```

Computes the cosine of the quaternion

sin

```
template<typename T> quaternion<T> sin(quaternion<T> const & q);
```

Computes the sine of the quaternion.

tan

```
template<typename T> quaternion<T> tan(quaternion<T> const & q);
```

Computes the tangent of the quaternion.

cosh

```
template<typename T> quaternion<T> cosh(quaternion<T> const & q);
```

Computes the hyperbolic cosine of the quaternion.

sinh

```
template<typename T> quaternion<T> sinh(quaternion<T> const & q);
```

Computes the hyperbolic sine of the quaternion.

tanh

```
template<typename T> quaternion<T> tanh(quaternion<T> const & q);
```

Computes the hyperbolic tangent of the quaternion.

pow

```
template<typename T> quaternion<T> pow(quaternion<T> const & q, int n);
```

Computes the n-th power of the quaternion q.

Test Program

The [quaternion_test.cpp](#) test program tests quaternions specializations for float, double and long double ([sample output](#), with message output enabled).

If you define the symbol `TEST_VERBOSE`, you will get additional output ([verbose output](#)); this will only be helpful if you enable message output at the same time, of course (by uncommenting the relevant line in the test or by adding `--log_level=messages` to your command line,...). In that case, and if you are running interactively, you may in addition define the symbol `BOOST_INTERACTIVE_TEST_INPUT_ITERATOR` to interactively test the input operator with input of your choice from the standard input (instead of hard-coding it in the test).

The Quaternionic Exponential

Please refer to the following PDF's:

- [The Quaternionic Exponential \(and beyond\)](#)
- [The Quaternionic Exponential \(and beyond\) ERRATA & ADDENDA](#)

Acknowledgements

The mathematical text has been typeset with [Nisus Writer](#). Jens Maurer has helped with portability and standard adherence, and was the Review Manager for this library. More acknowledgements in the History section. Thank you to all who contributed to the discussion about this library.

History

- 1.5.9 - 13/5/2013: Incorporated into Boost.Math.
- 1.5.8 - 17/12/2005: Converted documentation to Quickbook Format.
- 1.5.7 - 24/02/2003: transitionned to the unit test framework; <boost/config.hpp> now included by the library header (rather than the test files).
- 1.5.6 - 15/10/2002: Gcc2.95.x and stlport on linux compatibility by Alkis Evlogimenos (alkis@routescience.com).
- 1.5.5 - 27/09/2002: Microsoft VCPP 7 compatibility, by Michael Stevens (michael@acfr.usyd.edu.au); requires the /Za compiler option.
- 1.5.4 - 19/09/2002: fixed problem with multiple inclusion (in different translation units); attempt at an improved compatibility with Microsoft compilers, by Michael Stevens (michael@acfr.usyd.edu.au) and Fredrik Blomqvist; other compatibility fixes.
- 1.5.3 - 01/02/2002: bugfix and Gcc 2.95.3 compatibility by Douglas Gregor (gregod@cs.rpi.edu).
- 1.5.2 - 07/07/2001: introduced namespace math.
- 1.5.1 - 07/06/2001: (end of Boost review) now includes <boost/math/special_functions/sinc.hpp> and <boost/math/special_functions/sinhc.hpp> instead of <boost/special_functions.hpp>; corrected bug in sin (Daryle Walker); removed check for self-assignment (Gary Powel); made converting functions explicit (Gary Powel); added overflow guards for division operators and abs (Peter Schmitteckert); added sup and ll; used Vesa Karvonen's CPP metaprograming technique to simplify code.
- 1.5.0 - 26/03/2001: boostification, inlining of all operators except input, output and pow, fixed exception safety of some members (template version) and output operator, added spherical, semipolar, multipolar, cylindrospherical and cylindrical.
- 1.4.0 - 09/01/2001: added tan and tanh.
- 1.3.1 - 08/01/2001: cosmetic fixes.
- 1.3.0 - 12/07/2000: pow now uses Maarten Hilferink's (mhilferink@tip.nl) algorithm.
- 1.2.0 - 25/05/2000: fixed the division operators and output; changed many signatures.
- 1.1.0 - 23/05/2000: changed sinc into sinc_pi; added sin, cos, sinh, cosh.
- 1.0.0 - 10/08/1999: first public version.

To Do

- Improve testing.
- Rewrite input operators using Spirit (creates a dependency).
- Put in place an Expression Template mechanism (perhaps borrowing from uBlas).
- Use uBlas for the link with rotations (and move from the [example](#) implementation to an efficient one).

Octonions

Overview

Octonions, like [quaternions](#), are a relative of complex numbers.

Octonions see some use in theoretical physics.

In practical terms, an octonion is simply an octuple of real numbers $(\alpha, \beta, \gamma, \delta, \epsilon, \zeta, \eta, \theta)$, which we can write in the form $o = \alpha + \beta i + \gamma j + \delta k + \epsilon e' + \zeta i' + \eta j' + \theta k'$, where i, j and k are the same objects as for quaternions, and e', i', j' and k' are distinct objects which play essentially the same kind of role as i (or j or k).

Addition and a multiplication is defined on the set of octonions, which generalize their quaternionic counterparts. The main novelty this time is that **the multiplication is not only not commutative, is now not even associative** (i.e. there are octonions x, y and z such that $x(yz) \neq (xy)z$). A way of remembering things is by using the following multiplication table:

	1	i	j	k	e'	i'	j'	k'
1	1	i	j	k	e'	i'	j'	k'
i	i	-1	k	$-j$	i'	$-e'$	$-k'$	j'
j	j	$-k$	-1	i	j'	k'	$-e'$	$-i'$
k	k	j	$-i$	-1	k'	$-j'$	i'	$-e'$
e'	e'	$-i'$	$-j'$	$-k'$	-1	i	j	k
i'	i'	e'	$-k'$	j'	$-i$	-1	$-k$	j
j'	j'	k'	e'	$-i'$	$-j$	k	-1	$-i$
k'	k'	$-j'$	i'	e'	$-k$	$-j$	i	-1

Octonions (and their kin) are described in far more details in this other [document](#) (with [errata and addenda](#)).

Some traditional constructs, such as the exponential, carry over without too much change into the realms of octonions, but other, such as taking a square root, do not (the fact that the exponential has a closed form is a result of the author, but the fact that the exponential exists at all for octonions is known since quite a long time ago).

Header File

The interface and implementation are both supplied by the header file [octonion.hpp](#).

Synopsis

```

namespace boost{ namespace math{

template<typename T> class octonion;
template<>           class octonion<float>;
template<>           class octonion<double>;
template<>           class octonion<long double>;

// operators

template<typename T> octonion<T> operator + (T const & lhs, octonion<T> const & rhs);
template<typename T> octonion<T> operator + (octonion<T> const & lhs, T const & rhs);
template<typename T> octonion<T> operator + (::std::complex<T> const & lhs, octo-
nion<T> const & rhs);
template<typename T> octonion<T> operator + (octonion<T> const & lhs, ::std::com-
plex<T> const & rhs);
template<typename T> octonion<T> operator + (::boost::math::quaternion<T> const & lhs, octo-
nion<T> const & rhs);
template<typename T> octonion<T> operator + (octonion<T> const & lhs, ::boost::math::qua-
ternion<T> const & rhs);
template<typename T> octonion<T> operator + (octonion<T> const & lhs, octonion<T> const & rhs);

template<typename T> octonion<T> operator - (T const & lhs, octonion<T> const & rhs);
template<typename T> octonion<T> operator - (octonion<T> const & lhs, T const & rhs);
template<typename T> octonion<T> operator - (::std::complex<T> const & lhs, octo-
nion<T> const & rhs);
template<typename T> octonion<T> operator - (octonion<T> const & lhs, ::std::com-
plex<T> const & rhs);
template<typename T> octonion<T> operator - (::boost::math::quaternion<T> const & lhs, octo-
nion<T> const & rhs);
template<typename T> octonion<T> operator - (octonion<T> const & lhs, ::boost::math::qua-
ternion<T> const & rhs);
template<typename T> octonion<T> operator - (octonion<T> const & lhs, octonion<T> const & rhs);

template<typename T> octonion<T> operator * (T const & lhs, octonion<T> const & rhs);
template<typename T> octonion<T> operator * (octonion<T> const & lhs, T const & rhs);
template<typename T> octonion<T> operator * (::std::complex<T> const & lhs, octo-
nion<T> const & rhs);
template<typename T> octonion<T> operator * (octonion<T> const & lhs, ::std::com-
plex<T> const & rhs);
template<typename T> octonion<T> operator * (::boost::math::quaternion<T> const & lhs, octo-
nion<T> const & rhs);
template<typename T> octonion<T> operator * (octonion<T> const & lhs, ::boost::math::qua-
ternion<T> const & rhs);
template<typename T> octonion<T> operator * (octonion<T> const & lhs, octonion<T> const & rhs);

template<typename T> octonion<T> operator / (T const & lhs, octonion<T> const & rhs);
template<typename T> octonion<T> operator / (octonion<T> const & lhs, T const & rhs);
template<typename T> octonion<T> operator / (::std::complex<T> const & lhs, octo-
nion<T> const & rhs);
template<typename T> octonion<T> operator / (octonion<T> const & lhs, ::std::com-
plex<T> const & rhs);
template<typename T> octonion<T> operator / (::boost::math::quaternion<T> const & lhs, octo-
nion<T> const & rhs);
template<typename T> octonion<T> operator / (octonion<T> const & lhs, ::boost::math::qua-
ternion<T> const & rhs);
template<typename T> octonion<T> operator / (octonion<T> const & lhs, octonion<T> const & rhs);

template<typename T> octonion<T> operator + (octonion<T> const & o);
template<typename T> octonion<T> operator - (octonion<T> const & o);

```

```

template<typename T> bool operator == (T const & lhs, octonion<T> const & rhs);
template<typename T> bool operator == (octonion<T> const & lhs, T const & rhs);
template<typename T> bool operator == (::std::complex<T> const & lhs, octonion<T> const & rhs);
template<typename T> bool operator == (octonion<T> const & lhs, ::std::complex<T> const & rhs);
template<typename T> bool operator == (::boost::math::quaternion<T> const & lhs, octonion<T> const & rhs);
template<typename T> bool operator == (octonion<T> const & lhs, ::boost::math::quaternion<T> const & rhs);
template<typename T> bool operator == (octonion<T> const & lhs, octonion<T> const & rhs);

template<typename T> bool operator != (T const & lhs, octonion<T> const & rhs);
template<typename T> bool operator != (octonion<T> const & lhs, T const & rhs);
template<typename T> bool operator != (::std::complex<T> const & lhs, octonion<T> const & rhs);
template<typename T> bool operator != (octonion<T> const & lhs, ::std::complex<T> const & rhs);
template<typename T> bool operator != (::boost::math::quaternion<T> const & lhs, octonion<T> const & rhs);
template<typename T> bool operator != (octonion<T> const & lhs, ::boost::math::quaternion<T> const & rhs);
template<typename T> bool operator != (octonion<T> const & lhs, octonion<T> const & rhs);

template<typename T, typename charT, class traits>
::std::basic_istream<charT,traits> & operator >> (::std::basic_istream<charT,traits> & is, octonion<T> & o);

template<typename T, typename charT, class traits>
::std::basic_ostream<charT,traits> & operator << (::std::basic_ostream<charT,traits> & os, octonion<T> const & o);

// values

template<typename T> T      real(octonion<T> const & o);
template<typename T> octonion<T> unreal(octonion<T> const & o);

template<typename T> T      sup(octonion<T> const & o);
template<typename T> T      ll(octonion<T> const & o);
template<typename T> T      abs(octonion<T> const & o);
template<typename T> T      norm(octonion<T> const & o);
template<typename T> octonion<T> conj(octonion<T> const & o);

template<typename T> octonion<T> spheric_1
al(T const & rho, T const & theta, T const & phi1, T const & phi2, T const & phi3, T const & phi4, T const & phi5, T const & phi6);
template<typename T> octonion<T> multi_1
polar(T const & rho1, T const & theta1, T const & rho2, T const & theta2, T const & rho3, T const & theta3, T const & rho4, T const & theta4);
template<typename T> octonion<T> cylindric_1
al(T const & r, T const & angle, T const & h1, T const & h2, T const & h3, T const & h4, T const & h5, T const & h6);

// transcendentals

template<typename T> octonion<T> exp(octonion<T> const & o);
template<typename T> octonion<T> cos(octonion<T> const & o);
template<typename T> octonion<T> sin(octonion<T> const & o);
template<typename T> octonion<T> tan(octonion<T> const & o);
template<typename T> octonion<T> cosh(octonion<T> const & o);
template<typename T> octonion<T> sinh(octonion<T> const & o);
template<typename T> octonion<T> tanh(octonion<T> const & o);

template<typename T> octonion<T> pow(octonion<T> const & o, int n);

} } // namespaces

```

Template Class octonion

```

namespace boost{ namespace math {

template<typename T>
class octonion
{
public:
    typedef T value_type;

    explicit octonion(T const & requested_a = T(), T const & requested_b = T(), T const & requested_c = T(), T const & requested_d = T(), T const & requested_e = T(), T const & requested_f = T(), T const & requested_g = T(), T const & requested_h = T());
    explicit octonion(::std::complex<T> const & z0, ::std::complex<T> const & z1 = ::std::complex<T>(), ::std::complex<T> const & z2 = ::std::complex<T>(), ::std::complex<T> const & z3 = ::std::complex<T>());
    explicit octonion(::boost::math::quaternion<T> const & q0, ::boost::math::quaternion<T> const & q1 = ::boost::math::quaternion<T>());
    template<typename X>
    explicit octonion(octonion<X> const & a_recopier);

    T real() const;
    octonion<T> unreal() const;

    T R_component_1() const;
    T R_component_2() const;
    T R_component_3() const;
    T R_component_4() const;
    T R_component_5() const;
    T R_component_6() const;
    T R_component_7() const;
    T R_component_8() const;

    ::std::complex<T> C_component_1() const;
    ::std::complex<T> C_component_2() const;
    ::std::complex<T> C_component_3() const;
    ::std::complex<T> C_component_4() const;

    ::boost::math::quaternion<T> H_component_1() const;
    ::boost::math::quaternion<T> H_component_2() const;

    octonion<T> & operator = (octonion<T> const & a_affecter);
    template<typename X>
    octonion<T> & operator = (octonion<X> const & a_affecter);
    octonion<T> & operator = (T const & a_affecter);
    octonion<T> & operator = (::std::complex<T> const & a_affecter);
    octonion<T> & operator = (::boost::math::quaternion<T> const & a_affecter);

    octonion<T> & operator += (T const & rhs);
    octonion<T> & operator += (::std::complex<T> const & rhs);
    octonion<T> & operator += (::boost::math::quaternion<T> const & rhs);
    template<typename X>
    octonion<T> & operator += (octonion<X> const & rhs);

    octonion<T> & operator -= (T const & rhs);
    octonion<T> & operator -= (::std::complex<T> const & rhs);
    octonion<T> & operator -= (::boost::math::quaternion<T> const & rhs);
    template<typename X>
    octonion<T> & operator -= (octonion<X> const & rhs);

    octonion<T> & operator *= (T const & rhs);
    octonion<T> & operator *= (::std::complex<T> const & rhs);

```

```
octonion<T> & operator *= (::boost::math::quaternion<T> const & rhs);  
template<typename X>  
octonion<T> & operator *= (octonion<X> const & rhs);  
  
octonion<T> & operator /= (T const & rhs);  
octonion<T> & operator /= (::std::complex<T> const & rhs);  
octonion<T> & operator /= (::boost::math::quaternion<T> const & rhs);  
template<typename X>  
octonion<T> & operator /= (octonion<X> const & rhs);  
};  
  
} } // namespaces
```

Octonion Specializations

```

namespace boost{ namespace math{

template<>
class octonion<float>
{
public:
    typedef float value_type;

    explicit octonion(float const & requested_a = 0.0f, float const & requested_b = 0.0f, float const & requested_c = 0.0f, float const & requested_d = 0.0f, float const & requested_e = 0.0f, float const & requested_f = 0.0f, float const & requested_g = 0.0f, float const & requested_h = 0.0f);
    explicit octonion(::std::complex<float> const & z0, ::std::complex<float> const & z1 = ::std::complex<float>(), ::std::complex<float> const & z2 = ::std::complex<float>(), ::std::complex<float> const & z3 = ::std::complex<float>());
    explicit octonion(::boost::math::quaternion<float> const & q0, ::boost::math::quaternion<float> const & q1 = ::boost::math::quaternion<float>());
    explicit octonion(octonion<double> const & a_recopier);
    explicit octonion(octonion<long double> const & a_recopier);

    float real() const;
    octonion<float> unreal() const;

    float R_component_1() const;
    float R_component_2() const;
    float R_component_3() const;
    float R_component_4() const;
    float R_component_5() const;
    float R_component_6() const;
    float R_component_7() const;
    float R_component_8() const;

    ::std::complex<float> C_component_1() const;
    ::std::complex<float> C_component_2() const;
    ::std::complex<float> C_component_3() const;
    ::std::complex<float> C_component_4() const;

    ::boost::math::quaternion<float> H_component_1() const;
    ::boost::math::quaternion<float> H_component_2() const;

    octonion<float> & operator = (octonion<float> const & a_affecter);
    template<typename X>
    octonion<float> & operator = (octonion<X> const & a_affecter);
    octonion<float> & operator = (float const & a_affecter);
    octonion<float> & operator = (::std::complex<float> const & a_affecter);
    octonion<float> & operator = (::boost::math::quaternion<float> const & a_affecter);

    octonion<float> & operator += (float const & rhs);
    octonion<float> & operator += (::std::complex<float> const & rhs);
    octonion<float> & operator += (::boost::math::quaternion<float> const & rhs);
    template<typename X>
    octonion<float> & operator += (octonion<X> const & rhs);

    octonion<float> & operator -= (float const & rhs);
    octonion<float> & operator -= (::std::complex<float> const & rhs);
    octonion<float> & operator -= (::boost::math::quaternion<float> const & rhs);
    template<typename X>
    octonion<float> & operator -= (octonion<X> const & rhs);

    octonion<float> & operator *= (float const & rhs);

```

```

octonion<float> & operator *= (::std::complex<float> const & rhs);
octonion<float> & operator *= (::boost::math::quaternion<float> const & rhs);
template<typename X>
octonion<float> & operator *= (octonion<X> const & rhs);

octonion<float> & operator /= (float const & rhs);
octonion<float> & operator /= (::std::complex<float> const & rhs);
octonion<float> & operator /= (::boost::math::quaternion<float> const & rhs);
template<typename X>
octonion<float> & operator /= (octonion<X> const & rhs);
};

template<>
class octonion<double>
{
public:
    typedef double value_type;

    explicit octonion(double const & requested_a = 0.0, double const & requested_b = 0.0, double const & requested_c = 0.0, double const & requested_d = 0.0, double const & requested_e = 0.0, double const & requested_f = 0.0, double const & requested_g = 0.0, double const & requested_h = 0.0);
    explicit octonion(::std::complex<double> const & z0, ::std::complex<double> const & z1 = ::std::complex<double>(), ::std::complex<double> const & z2 = ::std::complex<double>(), ::std::complex<double> const & z3 = ::std::complex<double>());
    explicit octonion(::boost::math::quaternion<double> const & q0, ::boost::math::quaternion<double> const & q1 = ::boost::math::quaternion<double>());
    explicit octonion(octonion<float> const & a_recopier);
    explicit octonion(octonion<long double> const & a_recopier);

    double real() const;
    octonion<double> unreal() const;

    double R_component_1() const;
    double R_component_2() const;
    double R_component_3() const;
    double R_component_4() const;
    double R_component_5() const;
    double R_component_6() const;
    double R_component_7() const;
    double R_component_8() const;

    ::std::complex<double> C_component_1() const;
    ::std::complex<double> C_component_2() const;
    ::std::complex<double> C_component_3() const;
    ::std::complex<double> C_component_4() const;

    ::boost::math::quaternion<double> H_component_1() const;
    ::boost::math::quaternion<double> H_component_2() const;

    octonion<double> & operator = (octonion<double> const & a_affecter);
    template<typename X>
    octonion<double> & operator = (octonion<X> const & a_affecter);
    octonion<double> & operator = (double const & a_affecter);
    octonion<double> & operator = (::std::complex<double> const & a_affecter);
    octonion<double> & operator = (::boost::math::quaternion<double> const & a_affecter);

    octonion<double> & operator += (double const & rhs);
    octonion<double> & operator += (::std::complex<double> const & rhs);
    octonion<double> & operator += (::boost::math::quaternion<double> const & rhs);
    template<typename X>
    octonion<double> & operator += (octonion<X> const & rhs);

```

```

octonion<double> & operator -= (double const & rhs);
octonion<double> & operator -= (::std::complex<double> const & rhs);
octonion<double> & operator -= (::boost::math::quaternion<double> const & rhs);
template<typename X>
octonion<double> & operator -= (octonion<X> const & rhs);

octonion<double> & operator *= (double const & rhs);
octonion<double> & operator *= (::std::complex<double> const & rhs);
octonion<double> & operator *= (::boost::math::quaternion<double> const & rhs);
template<typename X>
octonion<double> & operator *= (octonion<X> const & rhs);

octonion<double> & operator /= (double const & rhs);
octonion<double> & operator /= (::std::complex<double> const & rhs);
octonion<double> & operator /= (::boost::math::quaternion<double> const & rhs);
template<typename X>
octonion<double> & operator /= (octonion<X> const & rhs);
};

```

```

template<>
class octonion<long double>
{
public:
    typedef long double value_type;

    explicit octonion(long double const & requested_a = 0.0L, long double const & requested_b = 0.0L, long double const & requested_c = 0.0L, long double const & requested_d = 0.0L, long double const & requested_e = 0.0L, long double const & requested_f = 0.0L, long double const & requested_g = 0.0L, long double const & requested_h = 0.0L);
    explicit octonion( ::std::complex<long double> const & z0, ::std::complex<long double> const & z1 = ::std::complex<long double>(), ::std::complex<long double> const & z2 = ::std::complex<long double>(), ::std::complex<long double> const & z3 = ::std::complex<long double>());
    explicit octonion( ::boost::math::quaternion<long double> const & q0, ::boost::math::quaternion<long double> const & z1 = ::boost::math::quaternion<long double>());
    explicit octonion(octonion<float> const & a_recopier);
    explicit octonion(octonion<double> const & a_recopier);

    long double real() const;
    octonion<long double> unreal() const;

    long double R_component_1() const;
    long double R_component_2() const;
    long double R_component_3() const;
    long double R_component_4() const;
    long double R_component_5() const;
    long double R_component_6() const;
    long double R_component_7() const;
    long double R_component_8() const;

    ::std::complex<long double> C_component_1() const;
    ::std::complex<long double> C_component_2() const;
    ::std::complex<long double> C_component_3() const;
    ::std::complex<long double> C_component_4() const;

    ::boost::math::quaternion<long double> H_component_1() const;
    ::boost::math::quaternion<long double> H_component_2() const;

    octonion<long double> & operator = (octonion<long double> const & a_affecter);
    template<typename X>
    octonion<long double> & operator = (octonion<X> const & a_affecter);

```



```

octonion<long double> & operator = (long double const & a_affecter);
octonion<long double> & operator = (::std::complex<long double> const & a_affecter);
octonion<long double> & operator = (::boost::math::quaternion<long double> const & a_affecter);

octonion<long double> & operator += (long double const & rhs);
octonion<long double> & operator += (::std::complex<long double> const & rhs);
octonion<long double> & operator += (::boost::math::quaternion<long double> const & rhs);
template<typename X>
octonion<long double> & operator += (octonion<X> const & rhs);

octonion<long double> & operator -= (long double const & rhs);
octonion<long double> & operator -= (::std::complex<long double> const & rhs);
octonion<long double> & operator -= (::boost::math::quaternion<long double> const & rhs);
template<typename X>
octonion<long double> & operator -= (octonion<X> const & rhs);

octonion<long double> & operator *= (long double const & rhs);
octonion<long double> & operator *= (::std::complex<long double> const & rhs);
octonion<long double> & operator *= (::boost::math::quaternion<long double> const & rhs);
template<typename X>
octonion<long double> & operator *= (octonion<X> const & rhs);

octonion<long double> & operator /= (long double const & rhs);
octonion<long double> & operator /= (::std::complex<long double> const & rhs);
octonion<long double> & operator /= (::boost::math::quaternion<long double> const & rhs);
template<typename X>
octonion<long double> & operator /= (octonion<X> const & rhs);
};

} } // namespaces

```

Octonion Member Typedefs

value_type

Template version:

```
typedef T value_type;
```

Float specialization version:

```
typedef float value_type;
```

Double specialization version:

```
typedef double value_type;
```

Long double specialization version:

```
typedef long double value_type;
```

These provide easy acces to the type the template is built upon.

Octonion Member Functions

Constructors

Template version:

```
explicit octonion(T const & requested_a = T(), T const & requested_b = T(), T const & requested_c = T(), T const & requested_d = T(), T const & requested_e = T(), T const & requested_f = T(), T const & requested_g = T(), T const & requested_h = T());
explicit octonion(::std::complex<T> const & z0, ::std::complex<T> const & z1 = ::std::complex<T>(), ::std::complex<T> const & z2 = ::std::complex<T>(), ::std::complex<T> const & z3 = ::std::complex<T>());
explicit octonion(::boost::math::quaternion<T> const & q0, ::boost::math::quaternion<T> const & q1 = ::boost::math::quaternion<T>());
template<typename X>
explicit octonion(octonion<X> const & a_recopier);
```

Float specialization version:

```
explicit octonion(float const & requested_a = 0.0f, float const & requested_b = 0.0f, float const & requested_c = 0.0f, float const & requested_d = 0.0f, float const & requested_e = 0.0f, float const & requested_f = 0.0f, float const & requested_g = 0.0f, float const & requested_h = 0.0f);
explicit octonion(::std::complex<float> const & z0, ::std::complex<float> const & z1 = ::std::complex<float>(), ::std::complex<float> const & z2 = ::std::complex<float>(), ::std::complex<float> const & z3 = ::std::complex<float>());
explicit octonion(::boost::math::quaternion<float> const & q0, ::boost::math::quaternion<float> const & q1 = ::boost::math::quaternion<float>());
explicit octonion(octonion<double> const & a_recopier);
explicit octonion(octonion<long double> const & a_recopier);
```

Double specialization version:

```
explicit octonion(double const & requested_a = 0.0, double const & requested_b = 0.0, double const & requested_c = 0.0, double const & requested_d = 0.0, double const & requested_e = 0.0, double const & requested_f = 0.0, double const & requested_g = 0.0, double const & requested_h = 0.0);
explicit octonion(::std::complex<double> const & z0, ::std::complex<double> const & z1 = ::std::complex<double>(), ::std::complex<double> const & z2 = ::std::complex<double>(), ::std::complex<double> const & z3 = ::std::complex<double>());
explicit octonion(::boost::math::quaternion<double> const & q0, ::boost::math::quaternion<double> const & q1 = ::boost::math::quaternion<double>());
explicit octonion(octonion<float> const & a_recopier);
explicit octonion(octonion<long double> const & a_recopier);
```

Long double specialization version:

```

explicit octonion(long double const & requested_a = 0.0L, long double const & requested_b = 0.0L, long double const & requested_c = 0.0L, long double const & requested_d = 0.0L, long double const & requested_e = 0.0L, long double const & requested_f = 0.0L, long double const & requested_g = 0.0L, long double const & requested_h = 0.0L);
explicit octonion( ::std::complex<long double> const & z0, ::std::complex<long double> const & z1 = ::std::complex<long double>(), ::std::complex<long double> const & z2 = ::std::complex<long double>(), ::std::complex<long double> const & z3 = ::std::complex<long double>());
explicit octonion(::boost::math::quaternion<long double> const & q0, ::boost::math::quaternion<long double> const & q1 = ::boost::math::quaternion<long double>());
explicit octonion(octonion<float> const & a_recopier);
explicit octonion(octonion<double> const & a_recopier);

```

A default constructor is provided for each form, which initializes each component to the default values for their type (i.e. zero for floating numbers). This constructor can also accept one to eight base type arguments. A constructor is also provided to build octonions from one to four complex numbers sharing the same base type, and another taking one or two quaternions sharing the same base type. The unspecialized template also sports a templarized copy constructor, while the specialized forms have copy constructors from the other two specializations, which are explicit when a risk of precision loss exists. For the unspecialized form, the base type's constructors must not throw.

Destructors and untemplated copy constructors (from the same type) are provided by the compiler. Converting copy constructors make use of a templated helper function in a "detail" subnamespace.

Other member functions

Real and Unreal Parts

```

T          real() const;
octonion<T> unreal() const;

```

Like complex number, octonions do have a meaningful notion of "real part", but unlike them there is no meaningful notion of "imaginary part". Instead there is an "unreal part" which itself is a octonion, and usually nothing simpler (as opposed to the complex number case). These are returned by the first two functions.

Individual Real Components

```

T  R_component_1() const;
T  R_component_2() const;
T  R_component_3() const;
T  R_component_4() const;
T  R_component_5() const;
T  R_component_6() const;
T  R_component_7() const;
T  R_component_8() const;

```

A octonion having eight real components, these are returned by these eight functions. Hence real and R_component_1 return the same value.

Individual Complex Components

```

::std::complex<T> C_component_1() const;
::std::complex<T> C_component_2() const;
::std::complex<T> C_component_3() const;
::std::complex<T> C_component_4() const;

```

A octonion likewise has four complex components. Actually, octonions are indeed a (left) vector field over the complexes, but beware, as for any octonion $o = \alpha + \beta i + \gamma j + \delta k + \epsilon e' + \zeta i' + \eta j' + \theta k'$ we also have $o = (\alpha + \beta i) + (\gamma + \delta i)j + (\epsilon$

$+ \zeta i)e' + (\eta - \theta i)j'$ (note the **minus** sign in the last factor). What the `C_component_n` functions return, however, are the complexes which could be used to build the octonion using the constructor, and **not** the components of the octonion on the basis $(1, j, e', j')$.

Individual Quaternion Components

```
::boost::math::quaternion<T> H_component_1() const;
::boost::math::quaternion<T> H_component_2() const;
```

Likewise, for any octonion $o = \alpha + \beta i + \gamma j + \delta k + \epsilon e' + \zeta i' + \eta j' + \theta k'$ we also have $o = (\alpha + \beta i + \gamma j + \delta k) + (\epsilon + \zeta i + \eta j - \theta j)e'$, though there is no meaningful vector-space-like structure based on the quaternions. What the `H_component_n` functions return are the quaternions which could be used to build the octonion using the constructor.

Octonion Member Operators

Assignment Operators

```
octonion<T> & operator = (octonion<T> const & a_affecter);
template<typename X>
octonion<T> & operator = (octonion<X> const & a_affecter);
octonion<T> & operator = (T const & a_affecter);
octonion<T> & operator = (::std::complex<T> const & a_affecter);
octonion<T> & operator = (::boost::math::quaternion<T> const & a_affecter);
```

These perform the expected assignment, with type modification if necessary (for instance, assigning from a base type will set the real part to that value, and all other components to zero). For the unspecialized form, the base type's assignment operators must not throw.

Other Member Operators

```
octonion<T> & operator += (T const & rhs)
octonion<T> & operator += (::std::complex<T> const & rhs);
octonion<T> & operator += (::boost::math::quaternion<T> const & rhs);
template<typename X>
octonion<T> & operator += (octonion<X> const & rhs);
```

These perform the mathematical operation $(*this) + rhs$ and store the result in $*this$. The unspecialized form has exception guards, which the specialized forms do not, so as to insure exception safety. For the unspecialized form, the base type's assignment operators must not throw.

```
octonion<T> & operator -= (T const & rhs)
octonion<T> & operator -= (::std::complex<T> const & rhs);
octonion<T> & operator -= (::boost::math::quaternion<T> const & rhs);
template<typename X>
octonion<T> & operator -= (octonion<X> const & rhs);
```

These perform the mathematical operation $(*this) - rhs$ and store the result in $*this$. The unspecialized form has exception guards, which the specialized forms do not, so as to insure exception safety. For the unspecialized form, the base type's assignment operators must not throw.

```
octonion<T> & operator *= (T const & rhs)
octonion<T> & operator *= (::std::complex<T> const & rhs);
octonion<T> & operator *= (::boost::math::quaternion<T> const & rhs);
template<typename X>
octonion<T> & operator *= (octonion<X> const & rhs);
```

These perform the mathematical operation `(*this)*rhs` in this order (order is important as multiplication is not commutative for octonions) and store the result in `*this`. The unspecialized form has exception guards, which the specialized forms do not, so as to insure exception safety. For the unspecialized form, the base type's assignment operators must not throw. Also, for clarity's sake, you should always group the factors in a multiplication by groups of two, as the multiplication is not even associative on the octonions (though there are of course cases where this does not matter, it usually does).

```
octonion<T> & operator /= (T const & rhs)
octonion<T> & operator /= (::std::complex<T> const & rhs);
octonion<T> & operator /= (::boost::math::quaternion<T> const & rhs);
template<typename X>
octonion<T> & operator /= (octonion<X> const & rhs);
```

These perform the mathematical operation `(*this)*inverse_of(rhs)` in this order (order is important as multiplication is not commutative for octonions) and store the result in `*this`. The unspecialized form has exception guards, which the specialized forms do not, so as to insure exception safety. For the unspecialized form, the base type's assignment operators must not throw. As for the multiplication, remember to group any two factors using parenthesis.

Octonion Non-Member Operators

Unary Plus and Minus Operators

```
template<typename T> octonion<T> operator + (octonion<T> const & o);
```

This unary operator simply returns o.

```
template<typename T> octonion<T> operator - (octonion<T> const & o);
```

This unary operator returns the opposite of o.

Binary Addition Operators

```
template<typename T> octonion<T> operator + (T const & lhs, octonion<T> const & rhs);
template<typename T> octonion<T> operator + (octonion<T> const & lhs, T const & rhs);
template<typename T> octonion<T> operator + (::std::complex<T> const & lhs, octonion<T> const & rhs);
template<typename T> octonion<T> operator + (octonion<T> const & lhs, ::std::complex<T> const & rhs);
template<typename T> octonion<T> operator + (::boost::math::quaternion<T> const & lhs, octonion<T> const & rhs);
template<typename T> octonion<T> operator + (octonion<T> const & lhs, ::boost::math::quaternion<T> const & rhs);
template<typename T> octonion<T> operator + (octonion<T> const & lhs, octonion<T> const & rhs);
```

These operators return octonion<T>(lhs) += rhs.

Binary Subtraction Operators

```
template<typename T> octonion<T> operator - (T const & lhs, octonion<T> const & rhs);
template<typename T> octonion<T> operator - (octonion<T> const & lhs, T const & rhs);
template<typename T> octonion<T> operator - (::std::complex<T> const & lhs, octonion<T> const & rhs);
template<typename T> octonion<T> operator - (octonion<T> const & lhs, ::std::complex<T> const & rhs);
template<typename T> octonion<T> operator - (::boost::math::quaternion<T> const & lhs, octonion<T> const & rhs);
template<typename T> octonion<T> operator - (octonion<T> const & lhs, ::boost::math::quaternion<T> const & rhs);
template<typename T> octonion<T> operator - (octonion<T> const & lhs, octonion<T> const & rhs);
```

These operators return octonion<T>(lhs) -= rhs.

Binary Multiplication Operators

```
template<typename T> octonion<T> operator * (T const & lhs, octonion<T> const & rhs);
template<typename T> octonion<T> operator * (octonion<T> const & lhs, T const & rhs);
template<typename T> octonion<T> operator * (::std::complex<T> const & lhs, octonion<T> const & rhs);
template<typename T> octonion<T> operator * (octonion<T> const & lhs, ::std::complex<T> const & rhs);
template<typename T> octonion<T> operator * (::boost::math::quaternion<T> const & lhs, octonion<T> const & rhs);
template<typename T> octonion<T> operator * (octonion<T> const & lhs, ::boost::math::quaternion<T> const & rhs);
template<typename T> octonion<T> operator * (octonion<T> const & lhs, octonion<T> const & rhs);
```

These operators return `octonion<T>(lhs) *= rhs`.

Binary Division Operators

```
template<typename T> octonion<T> operator / (T const & lhs, octonion<T> const & rhs);
template<typename T> octonion<T> operator / (octonion<T> const & lhs, T const & rhs);
template<typename T> octonion<T> operator / (::std::complex<T> const & lhs, octonion<T> const & rhs);
template<typename T> octonion<T> operator / (octonion<T> const & lhs, ::std::complex<T> const & rhs);
template<typename T> octonion<T> operator / (::boost::math::quaternion<T> const & lhs, octonion<T> const & rhs);
template<typename T> octonion<T> operator / (octonion<T> const & lhs, ::boost::math::quaternion<T> const & rhs);
template<typename T> octonion<T> operator / (octonion<T> const & lhs, octonion<T> const & rhs);
```

These operators return `octonion<T>(lhs) /= rhs`. It is of course still an error to divide by zero...

Binary Equality Operators

```
template<typename T> bool operator == (T const & lhs, octonion<T> const & rhs);
template<typename T> bool operator == (octonion<T> const & lhs, T const & rhs);
template<typename T> bool operator == (::std::complex<T> const & lhs, octonion<T> const & rhs);
template<typename T> bool operator == (octonion<T> const & lhs, ::std::complex<T> const & rhs);
template<typename T> bool operator == (::boost::math::quaternion<T> const & lhs, octonion<T> const & rhs);
template<typename T> bool operator == (octonion<T> const & lhs, ::boost::math::quaternion<T> const & rhs);
template<typename T> bool operator == (octonion<T> const & lhs, octonion<T> const & rhs);
```

These return true if and only if the four components of `octonion<T>(lhs)` are equal to their counterparts in `octonion<T>(rhs)`. As with any floating-type entity, this is essentially meaningless.

Binary Inequality Operators

```
template<typename T> bool operator != (T const & lhs, octonion<T> const & rhs);
template<typename T> bool operator != (octonion<T> const & lhs, T const & rhs);
template<typename T> bool operator != (::std::complex<T> const & lhs, octonion<T> const & rhs);
template<typename T> bool operator != (octonion<T> const & lhs, ::std::complex<T> const & rhs);
template<typename T> bool operator != (::boost::math::quaternion<T> const & lhs, octonion<T> const & rhs);
template<typename T> bool operator != (octonion<T> const & lhs, ::boost::math::quaternion<T> const & rhs);
template<typename T> bool operator != (octonion<T> const & lhs, octonion<T> const & rhs);
```

These return true if and only if `octonion<T>(lhs) == octonion<T>(rhs)` is false. As with any floating-type entity, this is essentially meaningless.

Stream Extractor

```
template<typename T, typename charT, class traits>
::std::basic_istream<charT,traits> & operator >> (::std::basic_istream<charT,traits> & is, octonion<T> & o);
```

Extracts an octonion `o`. We accept any format which seems reasonable. However, since this leads to a great many ambiguities, decisions were made to lift these. In case of doubt, stick to lists of reals.

The input values must be convertible to `T`. If bad input is encountered, calls `is.setstate(ios::failbit)` (which may throw `ios::failure` (27.4.5.3)).

Returns `is`.

Stream Inserter

```
template<typename T, typename charT, class traits>
::std::basic_ostream<charT,traits> & operator << (::std::basic_ostream<charT,traits> & os, octonion<T> const & o);
```

Inserts the octonion `o` onto the stream `os` as if it were implemented as follows:

```
template<typename T, typename charT, class traits>
::std::basic_ostream<charT,traits> & operator << (::std::basic_ostream<charT,traits> & os,
octonion<T> const & o)
{
    ::std::basic_ostringstream<charT,traits> s;

    s.flags(os.flags());
    s.imbue(os.getloc());
    s.precision(os.precision());

    s << '(' << o.R_component_1() << ',' <<
        o.R_component_2() << ',' <<
        o.R_component_3() << ',' <<
        o.R_component_4() << ',' <<
        o.R_component_5() << ',' <<
        o.R_component_6() << ',' <<
        o.R_component_7() << ',' <<
        o.R_component_8() << ')';

    return os << s.str();
}
```

Octonion Value Operations

Real and Unreal

```
template<typename T> T  real(octonion<T> const & o);  
template<typename T> octonion<T> unreal(octonion<T> const & o);
```

These return `o.real()` and `o.unreal()` respectively.

conj

```
template<typename T> octonion<T> conj(octonion<T> const & o);
```

This returns the conjugate of the octonion.

sup

```
template<typename T> T  sup(octonion<T> const & o);
```

This return the sup norm (the greatest among `abs(o.R_component_1())` ... `abs(o.R_component_8())`) of the octonion.

l1

```
template<typename T> T  l1(octonion<T> const & o);
```

This return the l1 norm (`abs(o.R_component_1())` + ... + `abs(o.R_component_8())`) of the octonion.

abs

```
template<typename T> T  abs(octonion<T> const & o);
```

This return the magnitude (Euclidian norm) of the octonion.

norm

```
template<typename T> T  norm(octonion<T>const & o);
```

This return the (Cayley) norm of the octonion. The term "norm" might be confusing, as most people associate it with the Euclidian norm (and quadratic functionals). For this version of (the mathematical objects known as) octonions, the Euclidian norm (also known as magnitude) is the square root of the Cayley norm.

Octonion Creation Functions

```
template<typename T> octonion<T> spheric↓  
al(T const & rho, T const & theta, T const & phi1, T const & phi2, T const & phi3, T const & phi4, T const & phi5, T const & phi6);  
template<typename T> octonion<T> multi↓  
polar(T const & rho1, T const & theta1, T const & rho2, T const & theta2, T const & rho3, T const & theta3, T const & rho4, T const & theta4);  
template<typename T> octonion<T> cylindric↓  
al(T const & r, T const & angle, T const & h1, T const & h2, T const & h3, T const & h4, T const & h5, T const & h6);
```

These build octonions in a way similar to the way polar builds complex numbers, as there is no strict equivalent to polar coordinates for octonions.

`spherical` is a simple transposition of `polar`, it takes as inputs a (positive) magnitude and a point on the hypersphere, given by three angles. The first of these, *theta* has a natural range of $-\pi$ to $+\pi$, and the other two have natural ranges of $-\pi/2$ to $+\pi/2$ (as is the case with the usual spherical coordinates in \mathbf{R}^3). Due to the many symmetries and periodicities, nothing untoward happens if the magnitude is negative or the angles are outside their natural ranges. The expected degeneracies (a magnitude of zero ignores the angles settings...) do happen however.

`cylindrical` is likewise a simple transposition of the usual cylindrical coordinates in \mathbf{R}^3 , which in turn is another derivative of planar polar coordinates. The first two inputs are the polar coordinates of the first *C* component of the octonion. The third and fourth inputs are placed into the third and fourth *R* components of the octonion, respectively.

`multipolar` is yet another simple generalization of polar coordinates. This time, both *C* components of the octonion are given in polar coordinates.

In this version of our implementation of octonions, there is no analogue of the complex value operation `arg` as the situation is somewhat more complicated.

Octonions Transcendentals

There is no `log` or `sqrt` provided for octonions in this implementation, and `pow` is likewise restricted to integral powers of the exponent. There are several reasons to this: on the one hand, the equivalent of analytic continuation for octonions ("branch cuts") remains to be investigated thoroughly (by me, at any rate...), and we wish to avoid the nonsense introduced in the standard by exponentiations of complexes by complexes (which is well defined, but not in the standard...). Talking of nonsense, saying that `pow(0,0)` is "implementation defined" is just plain brain-dead...

We do, however provide several transcendentals, chief among which is the exponential. That it allows for a "closed formula" is a result of the author (the existence and definition of the exponential, on the octonions among others, on the other hand, is a few centuries old). Basically, any converging power series with real coefficients which allows for a closed formula in \mathbb{C} can be transposed to \mathbb{O} . More transcendentals of this type could be added in a further revision upon request. It should be noted that it is these functions which force the dependency upon the [boost/math/special_functions/sinc.hpp](#) and the [boost/math/special_functions/sinhc.hpp](#) headers.

exp

```
template<typename T>
octonion<T> exp(octonion<T> const & o);
```

Computes the exponential of the octonion.

cos

```
template<typename T>
octonion<T> cos(octonion<T> const & o);
```

Computes the cosine of the octonion

sin

```
template<typename T>
octonion<T> sin(octonion<T> const & o);
```

Computes the sine of the octonion.

tan

```
template<typename T>
octonion<T> tan(octonion<T> const & o);
```

Computes the tangent of the octonion.

cosh

```
template<typename T>
octonion<T> cosh(octonion<T> const & o);
```

Computes the hyperbolic cosine of the octonion.

sinh

```
template<typename T>
octonion<T> sinh(octonion<T> const & o);
```

Computes the hyperbolic sine of the octonion.

tanh

```
template<typename T>
octonion<T> tanh(octonion<T> const & o);
```

Computes the hyperbolic tangent of the octonion.

pow

```
template<typename T>
octonion<T> pow(octonion<T> const & o, int n);
```

Computes the n-th power of the octonion q.

Test Program

The [octonion_test.cpp](#) test program tests octonions specialisations for float, double and long double ([sample output](#)).

If you define the symbol `BOOST_OCTONION_TEST_VERBOSE`, you will get additional output ([verbose output](#)); this will only be helpfull if you enable message output at the same time, of course (by uncommenting the relevant line in the test or by adding `--log_level=messages` to your command line,...). In that case, and if you are running interactively, you may in addition define the symbol `BOOST_INTERACTIVE_TEST_INPUT_ITERATOR` to interactively test the input operator with input of your choice from the standard input (instead of hard-coding it in the test).

Acknowledgements

The mathematical text has been typeset with [Nisus Writer](#). Jens Maurer has helped with portability and standard adherence, and was the Review Manager for this library. More acknowledgements in the History section. Thank you to all who contributed to the discussion about this library.

History

- 1.5.9 - 13/5/2013: Incorporated into Boost.Math.
- 1.5.8 - 17/12/2005: Converted documentation to Quickbook Format.
- 1.5.7 - 25/02/2003: transitionned to the unit test framework; <boost/config.hpp> now included by the library header (rather than the test files), via <boost/math/quaternion.hpp>.
- 1.5.6 - 15/10/2002: Gcc2.95.x and stlport on linux compatibility by Alkis Evlogimenos (alkis@routescience.com).
- 1.5.5 - 27/09/2002: Microsoft VCPP 7 compatibility, by Michael Stevens (michael@acfr.usyd.edu.au); requires the /Za compiler option.
- 1.5.4 - 19/09/2002: fixed problem with multiple inclusion (in different translation units); attempt at an improved compatibility with Microsoft compilers, by Michael Stevens (michael@acfr.usyd.edu.au) and Fredrik Blomqvist; other compatibility fixes.
- 1.5.3 - 01/02/2002: bugfix and Gcc 2.95.3 compatibility by Douglas Gregor (gregod@cs.rpi.edu).
- 1.5.2 - 07/07/2001: introduced namespace math.
- 1.5.1 - 07/06/2001: (end of Boost review) now includes <boost/math/special_functions/sinc.hpp> and <boost/math/special_functions/sinhc.hpp> instead of <boost/special_functions.hpp>; corrected bug in sin (Daryle Walker); removed check for self-assignment (Gary Powel); made converting functions explicit (Gary Powel); added overflow guards for division operators and abs (Peter Schmitteckert); added sup and ll; used Vesa Karvonen's CPP metaprograming technique to simplify code.
- 1.5.0 - 23/03/2001: boostification, inlining of all operators except input, output and pow, fixed exception safety of some members (template version).
- 1.4.0 - 09/01/2001: added tan and tanh.
- 1.3.1 - 08/01/2001: cosmetic fixes.
- 1.3.0 - 12/07/2000: pow now uses Maarten Hilferink's (mhilferink@tip.nl) algorithm.
- 1.2.0 - 25/05/2000: fixed the division operators and output; changed many signatures.
- 1.1.0 - 23/05/2000: changed sinc into sinc_pi; added sin, cos, sinh, cosh.
- 1.0.0 - 10/08/1999: first public version.

To Do

- Improve testing.
- Rewrite input operators using Spirit (creates a dependency).
- Put in place an Expression Template mechanism (perhaps borrowing from uBlas).

Integer Utilities (Greatest Common Divisor and Least Common Multiple)

Introduction

The class and function templates in `<boost/math/common_factor.hpp>` provide run-time and compile-time evaluation of the greatest common divisor (GCD) or least common multiple (LCM) of two integers. These facilities are useful for many numeric-oriented generic programming problems.

Synopsis

```
namespace boost
{
namespace math
{

template < typename IntegerType >
class gcd_evaluator;
template < typename IntegerType >
class lcm_evaluator;

template < typename IntegerType >
IntegerType gcd( IntegerType const &a, IntegerType const &b );
template < typename IntegerType >
IntegerType lcm( IntegerType const &a, IntegerType const &b );

typedef see-below static_gcd_type;

template < static_gcd_type Value1, static_gcd_type Value2 >
struct static_gcd;
template < static_gcd_type Value1, static_gcd_type Value2 >
struct static_lcm;

}
}
```

GCD Function Object

Header: <boost/math/common_factor_rt.hpp>

```
template < typename IntegerType >
class boost::math::gcd_evaluator
{
public:
    // Types
    typedef IntegerType    result_type;
    typedef IntegerType    first_argument_type;
    typedef IntegerType    second_argument_type;

    // Function object interface
    result_type operator()( first_argument_type const &a,
        second_argument_type const &b ) const;
};
```

The `boost::math::gcd_evaluator` class template defines a function object class to return the greatest common divisor of two integers. The template is parameterized by a single type, called `IntegerType` here. This type should be a numeric type that represents integers. The result of the function object is always nonnegative, even if either of the operator arguments is negative.

This function object class template is used in the corresponding version of the GCD function template. If a numeric type wants to customize evaluations of its greatest common divisors, then the type should specialize on the `gcd_evaluator` class template.

LCM Function Object

Header: <boost/math/common_factor_rt.hpp>

```
template < typename IntegerType >
class boost::math::lcm_evaluator
{
public:
    // Types
    typedef IntegerType    result_type;
    typedef IntegerType    first_argument_type;
    typedef IntegerType    second_argument_type;

    // Function object interface
    result_type operator ()( first_argument_type const &a,
        second_argument_type const &b ) const;
};
```

The `boost::math::lcm_evaluator` class template defines a function object class to return the least common multiple of two integers. The template is parameterized by a single type, called `IntegerType` here. This type should be a numeric type that represents integers. The result of the function object is always nonnegative, even if either of the operator arguments is negative. If the least common multiple is beyond the range of the integer type, the results are undefined.

This function object class template is used in the corresponding version of the LCM function template. If a numeric type wants to customize evaluations of its least common multiples, then the type should specialize on the `lcm_evaluator` class template.

Run-time GCD & LCM Determination

Header: `<boost/math/common_factor_rt.hpp>`

```
template < typename IntegerType >
IntegerType boost::math::gcd( IntegerType const &a, IntegerType const &b );

template < typename IntegerType >
IntegerType boost::math::lcm( IntegerType const &a, IntegerType const &b );
```

The `boost::math::gcd` function template returns the greatest common (nonnegative) divisor of the two integers passed to it. The `boost::math::lcm` function template returns the least common (nonnegative) multiple of the two integers passed to it. The function templates are parameterized on the function arguments' `IntegerType`, which is also the return type. Internally, these function templates use an object of the corresponding version of the `gcd_evaluator` and `lcm_evaluator` class templates, respectively.

Compile time GCD and LCM determination

Header: <boost/math/common_factor_ct.hpp>

```
typedef unspecified static_gcd_type;

template < static_gcd_type Value1, static_gcd_type Value2 >
struct boost::math::static_gcd : public mpl::integral_c<static_gcd_type, implementation_defined>
{
};

template < static_gcd_type Value1, static_gcd_type Value2 >
struct boost::math::static_lcm : public mpl::integral_c<static_gcd_type, implementation_defined>
{
};
```

The type `static_gcd_type` is the widest unsigned-integer-type that is supported for use in integral-constant-expressions by the compiler. Usually this the same type as `boost::uintmax_t`, but may fall back to being `unsigned long` for some older compilers.

The `boost::math::static_gcd` and `boost::math::static_lcm` class templates take two value-based template parameters of the `static_gcd_type` type and inherit from the type `boost::mpl::integral_c`. Inherited from the base class, they have a member `value` that is the greatest common factor or least common multiple, respectively, of the template arguments. A compile-time error will occur if the least common multiple is beyond the range of `static_gcd_type`.

Example

```
#include <boost/math/common_factor.hpp>
#include <algorithm>
#include <iterator>
#include <iostream>

int main()
{
    using std::cout;
    using std::endl;

    cout << "The GCD and LCM of 6 and 15 are "
    << boost::math::gcd(6, 15) << " and "
    << boost::math::lcm(6, 15) << ", respectively."
    << endl;

    cout << "The GCD and LCM of 8 and 9 are "
    << boost::math::static_gcd<8, 9>::value
    << " and "
    << boost::math::static_lcm<8, 9>::value
    << ", respectively." << endl;

    int a[] = { 4, 5, 6 }, b[] = { 7, 8, 9 }, c[3];
    std::transform( a, a + 3, b, c, boost::math::gcd_evaluator<int>() );
    std::copy( c, c + 3, std::ostream_iterator<int>(cout, " ") );
}
```


Header `<boost/math/common_factor.hpp>`

This header simply includes the headers `<boost/math/common_factor_ct.hpp>` and `<boost/math/common_factor_rt.hpp>`.

Note this is a legacy header: it used to contain the actual implementation, but the compile-time and run-time facilities were moved to separate headers (since they were independent of each other).

Demonstration Program

The program [common_factor_test.cpp](#) is a demonstration of the results from instantiating various examples of the run-time GCD and LCM function templates and the compile-time GCD and LCM class templates. (The run-time GCD and LCM class templates are tested indirectly through the run-time function templates.)

Rationale

The greatest common divisor and least common multiple functions are greatly used in some numeric contexts, including some of the other Boost libraries. Centralizing these functions to one header improves code factoring and eases maintainence.

History

- 13 May 2013 Moved into main Boost.Math Quickbook documentation.
- 17 Dec 2005: Converted documentation to Quickbook Format.
- 2 Jul 2002: Compile-time and run-time items separated to new headers.
- 7 Nov 2001: Initial version

Credits

The author of the Boost compilation of GCD and LCM computations is Daryle Walker. The code was prompted by existing code hiding in the implementations of Paul Moore's rational library and Steve Cleary's pool library. The code had updates by Helmut Zeisel.

Internals (Series, Rationals and Continued Fractions, Root Finding, Function Minimization, Testing and Development Tools)

Overview

This section contains internal utilities used by the library's implementation along with tools used in development and testing. These tools have only minimal documentation, and crucially *do not have stable interfaces*.

There is no doubt that these components can be improved, but they are also largely incidental to the main purpose of this library.

These tools are designed to "just get the job done", and receive minimal documentation here, in the hopes that they will help stimulate further submissions to this library.

Utilities & internals

Series Evaluation

Synopsis

```
#include <boost/math/tools/series.hpp>
```

```
namespace boost{ namespace math{ namespace tools{

template <class Functor, class U, class V>
inline typename Functor::result_type sum_series(Functor& func, const U& tolerance, boost::uintmax_t& max_terms, const V& init_value);

template <class Functor, class U, class V>
inline typename Functor::result_type sum_series(Functor& func, const U& tolerance, boost::uintmax_t& max_terms);

//
// The following interfaces are now deprecated:
//
template <class Functor>
typename Functor::result_type sum_series(Functor& func, int bits);

template <class Functor>
typename Functor::result_type sum_series(Functor& func, int bits, boost::uintmax_t& max_terms);

template <class Functor, class U>
typename Functor::result_type sum_series(Functor& func, int bits, U init_value);

template <class Functor, class U>
typename Functor::result_type sum_series(Functor& func, int bits, boost::uintmax_t& max_terms, U init_value);

template <class Functor>
typename Functor::result_type kahan_sum_series(Functor& func, int bits);

template <class Functor>
typename Functor::result_type kahan_sum_series(Functor& func, int bits, boost::uintmax_t& max_terms);

}}}
```

Description

These algorithms are intended for the [summation of infinite series](#).

Each of the algorithms takes a nullary-function object as the first argument: the function object will be repeatedly invoked to pull successive terms from the series being summed.

The second argument is the precision required, summation will stop when the next term is less than *tolerance* times the result. The deprecated versions of `sum_series` take an integer number of bits here - internally they just convert this to a tolerance and forward the call.

The third argument *max_terms* sets an upper limit on the number of terms of the series to evaluate. In addition, on exit the function will set *max_terms* to the actual number of terms of the series that were evaluated: this is particularly useful for profiling the convergence properties of a new series.

The final optional argument *init_value* is the initial value of the sum to which the terms of the series should be added. This is useful in two situations:

- Where the first value of the series has a different formula to successive terms. In this case the first value in the series can be passed as the last argument and the logic of the function object can then be simplified to return subsequent terms.
- Where the series is being added (or subtracted) from some other value: termination of the series will likely occur much more rapidly if that other value is passed as the last argument. For example, there are several functions that can be expressed as $1 - S(z)$ where $S(z)$ is an infinite series. In this case, pass -1 as the last argument and then negate the result of the summation to get the result of $1 - S(z)$.

The two *kahan_sum_series* variants of these algorithms maintain a carry term that corrects for roundoff error during summation. They are inspired by the [Kahan Summation Formula](#) that appears in [What Every Computer Scientist Should Know About Floating-Point Arithmetic](#). However, it should be pointed out that there are very few series that require summation in this way.

Example

Let's suppose we want to implement $\log(1+x)$ via its infinite series,

$$\log(1+x) = \sum_{k=1}^{\infty} \frac{(-1)^{k-1} x^k}{k}$$

We begin by writing a small function object to return successive terms of the series:

```
template <class T>
struct loglp_series
{
    // we must define a result_type typedef:
    typedef T result_type;

    loglp_series(T x)
        : k(0), m_mult(-x), m_prod(-1){}

    T operator()()
    {
        // This is the function operator invoked by the summation
        // algorithm, the first call to this operator should return
        // the first term of the series, the second call the second
        // term and so on.
        m_prod *= m_mult;
        return m_prod / ++k;
    }

private:
    int k;
    const T m_mult;
    T m_prod;
};
```

Implementing $\log(1+x)$ is now fairly trivial:

```
template <class T>
T loglp(T x)
{
    // We really should add some error checking on x here!
    assert(std::fabs(x) < 1);

    // Construct the series functor:
    loglp_series<T> s(x);
    // Set a limit on how many iterations we permit:
    boost::uintmax_t max_iter = 1000;
    // Add it up, with enough precision for full machine precision:
    return tools::sum_series(s, std::numeric_limits<T>::epsilon(), max_iter);
}
```

Continued Fraction Evaluation

Synopsis

```
#include <boost/math/tools/fraction.hpp>
```

```
namespace boost{ namespace math{ namespace tools{

template <class Gen, class U>
typename detail::fraction_traits<Gen>::result_type
    continued_fraction_b(Gen& g, const U& tolerance, boost::uintmax_t& max_terms)

template <class Gen, class U>
typename detail::fraction_traits<Gen>::result_type
    continued_fraction_b(Gen& g, const U& tolerance)

template <class Gen, class U>
typename detail::fraction_traits<Gen>::result_type
    continued_fraction_a(Gen& g, const U& tolerance, boost::uintmax_t& max_terms)

template <class Gen, class U>
typename detail::fraction_traits<Gen>::result_type
    continued_fraction_a(Gen& g, const U& tolerance)

//
// These interfaces are present for legacy reasons, and are now deprecated:
//
template <class Gen>
typename detail::fraction_traits<Gen>::result_type
    continued_fraction_b(Gen& g, int bits);

template <class Gen>
typename detail::fraction_traits<Gen>::result_type
    continued_fraction_b(Gen& g, int bits, boost::uintmax_t& max_terms);

template <class Gen>
typename detail::fraction_traits<Gen>::result_type
    continued_fraction_a(Gen& g, int bits);

template <class Gen>
typename detail::fraction_traits<Gen>::result_type
    continued_fraction_a(Gen& g, int bits, boost::uintmax_t& max_terms);

}}}} // namespaces
```

Description

Continued fractions are a common method of approximation. These functions all evaluate the continued fraction described by the *generator* type argument. The functions with an "_a" suffix evaluate the fraction:

$$\frac{a_1}{b_1 + \frac{a_2}{b_2 + \frac{a_3}{b_3 + \frac{a_4}{b_4 + \dots}}}}$$

and those with a "_b" suffix evaluate the fraction:

$$b_0 + \frac{a_1}{b_1 + \frac{a_2}{b_2 + \frac{a_3}{b_3 + \frac{a_4}{b_4 + \dots}}}}$$

This latter form is somewhat more natural in that it corresponds with the usual definition of a continued fraction, but note that the first *a* value returned by the generator is discarded. Further, often the first *a* and *b* values in a continued fraction have different defining equations to the remaining terms, which may make the "_a" suffixed form more appropriate.

The generator type should be a function object which supports the following operations:

Expression	Description
Gen::result_type	The type that is the result of invoking operator(). This can be either an arithmetic type, or a std::pair<> of arithmetic types.
g()	Returns an object of type Gen::result_type. Each time this operator is called then the next pair of <i>a</i> and <i>b</i> values is returned. Or, if result_type is an arithmetic type, then the next <i>b</i> value is returned and all the <i>a</i> values are assumed to 1.

In all the continued fraction evaluation functions the *tolerance* parameter is the precision desired in the result, evaluation of the fraction will continue until the last term evaluated leaves the relative error in the result less than *tolerance*. The deprecated interfaces take a number of digits precision here, internally they just convert this to a tolerance and forward call.

If the optional *max_terms* parameter is specified then no more than *max_terms* calls to the generator will be made, and on output, *max_terms* will be set to actual number of calls made. This facility is particularly useful when profiling a continued fraction for convergence.

Implementation

Internally these algorithms all use the modified Lentz algorithm: refer to Numeric Recipes in C++, W. H. Press et al, chapter 5, (especially 5.2 Evaluation of continued fractions, p 175 - 179) for more information, also Lentz, W.J. 1976, Applied Optics, vol. 15, pp. 668-671.

Examples

The golden ratio $\phi = 1.618033989\dots$ can be computed from the simplest continued fraction of all:

$$\text{Golden Ratio} = \frac{1}{1 + \frac{1}{1 + \frac{1}{1 + \frac{1}{1 + \dots}}}}$$

We begin by defining a generator function:

```
template <class T>
struct golden_ratio_fraction
{
    typedef T result_type;

    result_type operator()
    {
        return 1;
    }
};
```

The golden ratio can then be computed to double precision using:

```
continued_fraction_a(
    golden_ratio_fraction<double>(),
    std::numeric_limits<double>::epsilon());
```

It's more usual though to have to define both the *a*'s and the *b*'s when evaluating special functions by continued fractions, for example the tan function is defined by:

$$\tan(z) = \frac{z}{1 - \frac{z^2}{3 - \frac{z^2}{5 - \frac{z^2}{7 - \frac{z^2}{9 - \dots}}}}}$$

So its generator object would look like:

```
template <class T>
struct tan_fraction
{
private:
    T a, b;
public:
    tan_fraction(T v)
        : a(-v*v), b(-1)
    {}

    typedef std::pair<T,T> result_type;

    std::pair<T,T> operator()()
    {
        b += 2;
        return std::make_pair(a, b);
    }
};
```

Notice that if the continuant is subtracted from the *b* terms, as is the case here, then all the *a* terms returned by the generator will be negative. The tangent function can now be evaluated using:

```
template <class T>
T tan(T a)
{
    tan_fraction<T> fract(a);
    return a / continued_fraction_b(fract, std::numeric_limits<T>::epsilon());
}
```

Notice that this time we're using the "_b" suffixed version to evaluate the fraction: we're removing the leading a term during fraction evaluation as it's different from all the others.

Polynomial and Rational Function Evaluation

synopsis

```
#include <boost/math/tools/rational.hpp>
```

```
// Polynomials:
template <std::size_t N, class T, class V>
V evaluate_polynomial(const T(&poly)[N], const V& val);

template <std::size_t N, class T, class V>
V evaluate_polynomial(const boost::array<T,N>& poly, const V& val);

template <class T, class U>
U evaluate_polynomial(const T* poly, U z, std::size_t count);

// Even polynomials:
template <std::size_t N, class T, class V>
V evaluate_even_polynomial(const T(&poly)[N], const V& z);

template <std::size_t N, class T, class V>
V evaluate_even_polynomial(const boost::array<T,N>& poly, const V& z);

template <class T, class U>
U evaluate_even_polynomial(const T* poly, U z, std::size_t count);

// Odd polynomials
template <std::size_t N, class T, class V>
V evaluate_odd_polynomial(const T(&a)[N], const V& z);

template <std::size_t N, class T, class V>
V evaluate_odd_polynomial(const boost::array<T,N>& a, const V& z);

template <class T, class U>
U evaluate_odd_polynomial(const T* poly, U z, std::size_t count);

// Rational Functions:
template <std::size_t N, class T, class V>
V evaluate_rational(const T(&a)[N], const T(&b)[N], const V& z);

template <std::size_t N, class T, class V>
V evaluate_rational(const boost::array<T,N>& a, const boost::array<T,N>& b, const V& z);

template <class T, class U, class V>
V evaluate_rational(const T* num, const U* denom, V z, unsigned count);
```

Description

Each of the functions come in three variants: a pair of overloaded functions where the order of the polynomial or rational function is evaluated at compile time, and an overload that accepts a runtime variable for the size of the coefficient array. Generally speaking, compile time evaluation of the array size results in better type safety, is less prone to programmer errors, and may result in better optimised code. The polynomial evaluation functions in particular, are specialised for various array sizes, allowing for loop unrolling, and one hopes, optimal inline expansion.

```
template <std::size_t N, class T, class V>
V evaluate_polynomial(const T(&poly)[N], const V& val);

template <std::size_t N, class T, class V>
V evaluate_polynomial(const boost::array<T,N>& poly, const V& val);

template <class T, class U>
U evaluate_polynomial(const T* poly, U z, std::size_t count);
```

Evaluates the **polynomial** described by the coefficients stored in *poly*.

If the size of the array is specified at runtime, then the polynomial must have order *count-1* with *count* coefficients. Otherwise it has order *N-1* with *N* coefficients.

Coefficients should be stored such that the coefficients for the x^i terms are in *poly*[*i*].

The types of the coefficients and of variable *z* may differ as long as **poly* is convertible to type *U*. This allows, for example, for the coefficient table to be a table of integers if this is appropriate.

```
template <std::size_t N, class T, class V>
V evaluate_even_polynomial(const T(&poly)[N], const V& z);

template <std::size_t N, class T, class V>
V evaluate_even_polynomial(const boost::array<T,N>& poly, const V& z);

template <class T, class U>
U evaluate_even_polynomial(const T* poly, U z, std::size_t count);
```

As above, but evaluates an even polynomial: one where all the powers of *z* are even numbers. Equivalent to calling *evaluate_polynomial(poly, z*z, count)*.

```
template <std::size_t N, class T, class V>
V evaluate_odd_polynomial(const T(&a)[N], const V& z);

template <std::size_t N, class T, class V>
V evaluate_odd_polynomial(const boost::array<T,N>& a, const V& z);

template <class T, class U>
U evaluate_odd_polynomial(const T* poly, U z, std::size_t count);
```

As above but evaluates a polynomial where all the powers are odd numbers. Equivalent to *evaluate_polynomial(poly+1, z*z, count-1) * z + poly[0]*.

```
template <std::size_t N, class T, class U, class V>
V evaluate_rational(const T(&num)[N], const U(&denom)[N], const V& z);

template <std::size_t N, class T, class U, class V>
V evaluate_rational(const boost::array<T,N>& num, const boost::array<U,N>& denom, const V& z);

template <class T, class U, class V>
V evaluate_rational(const T* num, const U* denom, V z, unsigned count);
```

Evaluates the rational function (the ratio of two polynomials) described by the coefficients stored in *num* and *denom*.

If the size of the array is specified at runtime then both polynomials must have order *count-1* with *count* coefficients. Otherwise both polynomials have order *N-1* with *N* coefficients.

Array *num* describes the numerator, and *denom* the denominator.

Coefficients should be stored such that the coefficients for the x^i terms are in `num[i]` and `denom[i]`.

The types of the coefficients and of variable v may differ as long as `*num` and `*denom` are convertible to type V . This allows, for example, for one or both of the coefficient tables to be a table of integers if this is appropriate.

These functions are designed to safely evaluate the result, even when the value z is very large. As such they do not take advantage of compile time array sizes to make any optimisations. These functions are best reserved for situations where z may be large: if you can be sure that numerical overflow will not occur then polynomial evaluation with compile-time array sizes may offer slightly better performance.

Implementation

Polynomials are evaluated by [Horner's method](#). If the array size is known at compile time then the functions dispatch to size-specific implementations that unroll the evaluation loop.

Rational evaluation is by [Horner's method](#): with the two polynomials being evaluated in parallel to make the most of the processors floating-point pipeline. If v is greater than one, then the polynomials are evaluated in reverse order as polynomials in $1/v$: this avoids unnecessary numerical overflow when the coefficients are large.

Both the polynomial and rational function evaluation algorithms can be tuned using various configuration macros to provide optimal performance for a particular combination of compiler and platform. This includes support for second-order Horner's methods. The various options are [documented here](#). However, the performance benefits to be gained from these are marginal on most current hardware, consequently it's best to run the [performance test application](#) before changing the default settings.

Root Finding With Derivatives: Newton-Raphson, Halley & Schroeder

Synopsis

```
#include <boost/math/tools/roots.hpp>
```

```
namespace boost{ namespace math{
namespace tools{

template <class F, class T>
T newton_raphson_iterate(F f, T guess, T min, T max, int digits);

template <class F, class T>
T newton_raphson_iterate(F f, T guess, T min, T max, int digits, boost::uintmax_t& max_iter);

template <class F, class T>
T halley_iterate(F f, T guess, T min, T max, int digits);

template <class F, class T>
T halley_iterate(F f, T guess, T min, T max, int digits, boost::uintmax_t& max_iter);

template <class F, class T>
T schroeder_iterate(F f, T guess, T min, T max, int digits);

template <class F, class T>
T schroeder_iterate(F f, T guess, T min, T max, int digits, boost::uintmax_t& max_iter);

}}}
```

Description

These functions all perform iterative root finding using derivatives:

- `newton_raphson_iterate` performs second order [Newton-Raphson iteration](#),
- `halley_iterate` and `schroeder_iterate` perform third order [Halley](#) and [Schroeder](#) iteration.

The functions all take the same parameters:

Parameters of the root finding functions

<code>F f</code>	Type <code>F</code> must be a callable function object that accepts one parameter and returns a <code>boost::math::tuple</code> : For the second order iterative methods (Newton Raphson) the <code>boost::math::tuple</code> should have two elements containing the evaluation of the function and its first derivative. For the third order methods (Halley and Schroeder) the <code>boost::math::tuple</code> should have three elements containing the evaluation of the function and its first and second derivatives.
<code>T guess</code>	The initial starting value. A good guess is crucial to quick convergence!
<code>T min</code>	The minimum possible value for the result, this is used as an initial lower bracket.
<code>T max</code>	The maximum possible value for the result, this is used as an initial upper bracket.
<code>int digits</code>	The desired number of binary digits.
<code>uintmax_t max_iter</code>	An optional maximum number of iterations to perform.

When using these functions you should note that:

- Default `max_iter = (std::numeric_limits<boost::uintmax_t>::max)()` is effectively 'iterate for ever'!
- They may be very sensitive to the initial guess, typically they converge very rapidly if the initial guess has two or three decimal digits correct. However convergence can be no better than bisection, or in some rare cases, even worse than bisection if the initial guess is a long way from the correct value and the derivatives are close to zero.
- These functions include special cases to handle zero first (and second where appropriate) derivatives, and fall back to bisection in this case. However, it is helpful if functor `F` is defined to return an arbitrarily small value *of the correct sign* rather than zero.
- If the derivative at the current best guess for the result is infinite (or very close to being infinite) then these functions may terminate prematurely. A large first derivative leads to a very small next step, triggering the termination condition. Derivative based iteration may not be appropriate in such cases.
- If the function is 'Really Well Behaved' (monotonic and has only one root) the bracket bounds `min` and `max` may as well be set to the widest limits like zero and `numeric_limits<T>::max()`.
- But if the function more complex and may have more than one root or a pole, the choice of bounds is protection against jumping out to seek the 'wrong' root.
- These functions fall back to bisection if the next computed step would take the next value out of bounds. The bounds are updated after each step to ensure this leads to convergence. However, a good initial guess backed up by asymptotically-tight bounds will improve performance no end - rather than relying on bisection.
- The value of *digits* is crucial to good performance of these functions, if it is set too high then at best you will get one extra (unnecessary) iteration, and at worst the last few steps will proceed by bisection. Remember that the returned value can never be more accurate than $f(x)$ can be evaluated, and that if $f(x)$ suffers from cancellation errors as it tends to zero then the computed steps will be effectively random. The value of *digits* should be set so that iteration terminates before this point: remember that for second and third order methods the number of correct digits in the result is increasing quite substantially with each iteration, *digits* should be set by experiment so that the final iteration just takes the next value into the zone where $f(x)$ becomes inaccurate.
- To get the binary digits of accuracy, use `policies::get_max_root_iterations<Policy>()`.

- If you need some diagnostic output to see what is going on, you can `#define BOOST_MATH_INSTRUMENT` before the `#include <boost/math/tools/roots.hpp>`, and also ensure that display of all the possibly significant digits with `cout.precision(std::numeric_limits<double>::max_digits10)`: but be warned, this may produce copious output!
- Finally: you may well be able to do better than these functions by hand-coding the heuristics used so that they are tailored to a specific function. You may also be able to compute the ratio of derivatives used by these methods more efficiently than computing the derivatives themselves. As ever, algebraic simplification can be a big win.

Newton Raphson Method

Given an initial guess x_0 the subsequent values are computed using:

$$x_{N+1} = x_N - \frac{f(x)}{f'(x)}$$

Out of bounds steps revert to bisection of the current bounds.

Under ideal conditions, the number of correct digits doubles with each iteration.

Halley's Method

Given an initial guess x_0 the subsequent values are computed using:

$$x_{N+1} = x_N - \frac{2f(x)f'(x)}{2(f'(x))^2 - f(x)f''(x)}$$

Over-compensation by the second derivative (one which would proceed in the wrong direction) causes the method to revert to a Newton-Raphson step.

Out of bounds steps revert to bisection of the current bounds.

Under ideal conditions, the number of correct digits trebles with each iteration.

Schroeder's Method

Given an initial guess x_0 the subsequent values are computed using:

$$x_{N+1} = x_N - \frac{f(x)}{f'(x)} - \frac{f''(x)(f(x))^2}{2(f'(x))^3}$$

Over-compensation by the second derivative (one which would proceed in the wrong direction) causes the method to revert to a Newton-Raphson step. Likewise a Newton step is used whenever that Newton step would change the next value by more than 10%.

Out of bounds steps revert to bisection of the current bounds.

Under ideal conditions, the number of correct digits trebles with each iteration.

Example

Let's suppose we want to find the cube root of a number: the equation we want to solve along with its derivatives are:

$$\begin{aligned}f(x) &= x^3 - a \\f'(x) &= 3x^2 \\f''(x) &= 6x\end{aligned}$$

To begin with let's solve the problem using Newton-Raphson iterations, we'll begin by defining a function object (functor) that returns the evaluation of the function to solve, along with its first derivative $f'(x)$:

```
template <class T>
struct cbrt_functor
{
    cbrt_functor(T const& target) : a(target)
    { // Constructor stores value to be 'cube-rooted'.
    }
    boost::math::tuple<T, T> operator()(T const& z)
    { // z is estimate so far.
        return boost::math::make_tuple(
            z*z*z - a, // return both f(x)
            3 * z*z); // and f'(x)
    }
private:
    T a; // to be 'cube-rooted'.
};
```

Implementing the cube root is fairly trivial now, the hardest part is finding a good approximation to begin with: in this case we'll just divide the exponent by three:

```
template <class T>
T cbrt(T z)
{
    using namespace std; // for frexp, ldexp, numeric_limits.
    using namespace boost::math::tools;

    int exp;
    frexp(z, &exp); // Get exponent of z (ignore mantissa).
    T min = ldexp(0.5, exp/3);
    T max = ldexp(2.0, exp/3);
    T guess = ldexp(1.0, exp/3); // Rough guess is to divide the exponent by three.
    int digits = std::numeric_limits<T>::digits; // Maximum possible binary digits accuracy for T.
    return newton_raphson_iterate(detail::cbrt_functor<T>(z), guess, min, max, digits);
}
```

Using the test data in `libs/math/test/cbrt_test.cpp` this found the cube root exact to the last digit in every case, and in no more than 6 iterations at double precision. However, you will note that a high precision was used in this example, exactly what was warned against earlier on in these docs! In this particular case it is possible to compute $f(x)$ exactly and without undue cancellation error, so a high limit is not too much of an issue. However, reducing the limit to `std::numeric_limits<T>::digits * 2 / 3` gave full precision in all but one of the test cases (and that one was out by just one bit). The maximum number of iterations remained 6, but in most cases was reduced by one.

Note also that the above code omits a probably optimization by computing z^2 , and reusing it, omits error handling, and does not handle negative values of z correctly. (These are left as an exercise for the reader!)

The `boost::math::cbrt` function also includes these and other improvements.

Now let's adapt the functor slightly to return the second derivative as well:

```
template <class T>
struct cbrt_functor
{
    cbrt_functor(T const& target) : a(target){}
    boost::math::tuple<T, T, T> operator()(T const& z)
    {
        return boost::math::make_tuple(
            z*z*z - a,
            3 * z*z,
            6 * z);
    }
private:
    T a;
};
```

And then adapt the cbrt function to use Halley iterations:

```
template <class T>
T cbrt(T z)
{
    using namespace std;
    using namespace boost::math::tools;

    int exp;
    frexp(z, &exp);
    T min = ldexp(0.5, exp/3);
    T max = ldexp(2.0, exp/3);
    T guess = ldexp(1.0, exp/3);
    int digits = std::numeric_limits<T>::digits / 2;
    return halley_iterate(detail::cbrt_functor<T>(z), guess, min, max, digits);
}
```

Note that the iterations are set to stop at just one-half of full precision, and yet, even so, not one of the test cases had a single bit wrong. What's more, the maximum number of iterations was now just 4.

Just to complete the picture, we could have called `schroeder_iterate` in the last example: and in fact it makes no difference to the accuracy or number of iterations in this particular case. However, the relative performance of these two methods may vary depending upon the nature of $f(x)$, and the accuracy to which the initial guess can be computed. There appear to be no generalisations that can be made except "try them and see".

Finally, had we called `cbrt` with `NTL::RR` set to 1000 bit precision, then full precision can be obtained with just 7 iterations. To put that in perspective, an increase in precision by a factor of 20, has less than doubled the number of iterations. That just goes to emphasise that most of the iterations are used up getting the first few digits correct: after that these methods can churn out further digits with remarkable efficiency.

Or to put it another way: *nothing beats a really good initial guess!*

Root Finding Without Derivatives: Bisection, Bracket and TOMS748

Synopsis

```
#include <boost/math/tools/roots.hpp>
```

```
namespace boost{ namespace math{
namespace tools{
// Bisection
template <class F, class T, class Tol>
std::pair<T, T>
    bisect(
        F f,
        T min,
        T max,
        Tol tol,
        boost::uintmax_t& max_iter);

template <class F, class T, class Tol>
std::pair<T, T>
    bisect(
        F f,
        T min,
        T max,
        Tol tol);

template <class F, class T, class Tol, class Policy>
std::pair<T, T>
    bisect(
        F f,
        T min,
        T max,
        Tol tol,
        boost::uintmax_t& max_iter,
        const Policy&);

// Bracket and Solve Root
template <class F, class T, class Tol>
std::pair<T, T>
    bracket_and_solve_root(
        F f,
        const T& guess,
        const T& factor,
        bool rising,
        Tol tol,
        boost::uintmax_t& max_iter);

template <class F, class T, class Tol, class Policy>
std::pair<T, T>
    bracket_and_solve_root(
        F f,
        const T& guess,
        const T& factor,
        bool rising,
        Tol tol,
        boost::uintmax_t& max_iter,
        const Policy&);

// TOMS 748 algorithm
template <class F, class T, class Tol>
std::pair<T, T>
    toms748_solve(
        F f,
        const T& a,
        const T& b,
        Tol tol,
        boost::uintmax_t& max_iter);

template <class F, class T, class Tol, class Policy>
```

```
std::pair<T, T>
toms748_solve(
    F f,
    const T& a,
    const T& b,
    Tol tol,
    boost::uintmax_t& max_iter,
    const Policy&);

template <class F, class T, class Tol>
std::pair<T, T>
toms748_solve(
    F f,
    const T& a,
    const T& b,
    const T& fa,
    const T& fb,
    Tol tol,
    boost::uintmax_t& max_iter);

template <class F, class T, class Tol, class Policy>
std::pair<T, T>
toms748_solve(
    F f,
    const T& a,
    const T& b,
    const T& fa,
    const T& fb,
    Tol tol,
    boost::uintmax_t& max_iter,
    const Policy&);

// Termination conditions:
template <class T>
struct eps_tolerance;

struct equal_floor;
struct equal_ceil;
struct equal_nearest_integer;

}}} // namespaces
```

Description

These functions solve the root of some function $f(x)$ *without the need for any derivatives of $f(x)$* .

The `bracket_and_solve_root` functions use TOMS Algorithm 748 that is asymptotically the most efficient known, and have been shown to be optimal for a certain classes of smooth functions. Variants with and without `__policies` are provided.

Alternatively, there is a simple bisection routine which can be useful in its own right in some situations, or alternatively for narrowing down the range containing the root, prior to calling a more advanced algorithm.

All the algorithms in this section reduce the diameter of the enclosing interval with the same asymptotic efficiency with which they locate the root. This is in contrast to the derivative based methods which may *never* significantly reduce the enclosing interval, even though they rapidly approach the root. This is also in contrast to some other derivative-free methods (for example the methods of [Brent or Dekker](#)) which only reduce the enclosing interval on the final step. Therefore these methods return a `std::pair` containing the enclosing interval found, and accept a function object specifying the termination condition. Three function objects are provided for ready-made termination conditions: `eps_tolerance` causes termination when the relative error in the enclosing interval is below a certain threshold, while `equal_floor` and `equal_ceil` are useful for certain statistical applications where the result is known to be an integer. Other user-defined termination conditions are likely to be used only rarely, but may be useful in some specific circumstances.

Bisection

```
template <class F, class T, class Tol>
std::pair<T, T>
    bisect(
        F f,
        T min,
        T max,
        Tol tol,
        boost::uintmax_t& max_iter);

template <class F, class T, class Tol>
std::pair<T, T>
    bisect(
        F f,
        T min,
        T max,
        Tol tol);

template <class F, class T, class Tol, class Policy>
std::pair<T, T>
    bisect(
        F f,
        T min,
        T max,
        Tol tol,
        boost::uintmax_t& max_iter,
        const Policy&);
```

These functions locate the root using bisection: function arguments are:

- | | |
|-----------------------|--|
| <code>f</code> | A unary functor which is the function whose root is to be found. |
| <code>min</code> | The left bracket of the interval known to contain the root. |
| <code>max</code> | The right bracket of the interval known to contain the root. It is a precondition that $min < max$ and $f(min)*f(max) \leq 0$, the function signals evaluation error if these preconditions are violated. The action taken is controlled by the evaluation error policy. A best guess may be returned, perhaps significantly wrong. |
| <code>tol</code> | A binary functor that specifies the termination condition: the function will return the current brackets enclosing the root when $tol(min, max)$ becomes true. |
| <code>max_iter</code> | The maximum number of invocations of $f(x)$ to make while searching for the root. |

The final [Policy](#) argument is optional and can be used to control the behaviour of the function: how it handles errors, what level of precision to use etc. Refer to the [policy documentation for more details](#).

Returns: a pair of values r that bracket the root so that:

```
f(r.first) * f(r.second) <= 0
```

and either

```
tol(r.first, r.second) == true
```

or

```
max_iter >= m
```

where m is the initial value of `max_iter` passed to the function.

In other words, it's up to the caller to verify whether termination occurred as a result of exceeding `max_iter` function invocations (easily done by checking the updated value of `max_iter` when the function returns), rather than because the termination condition `tol` was satisfied.

Bracket and solve

```
template <class F, class T, class Tol>
std::pair<T, T>
    bracket_and_solve_root(
        F f,
        const T& guess,
        const T& factor,
        bool rising,
        Tol tol,
        boost::uintmax_t& max_iter);

template <class F, class T, class Tol, class Policy>
std::pair<T, T>
    bracket_and_solve_root(
        F f,
        const T& guess,
        const T& factor,
        bool rising,
        Tol tol,
        boost::uintmax_t& max_iter,
        const Policy&);
```

This is a convenience function that calls `toms748_solve` internally to find the root of $f(x)$. It's usable only when $f(x)$ is a monotonic function, and the location of the root is known approximately, and in particular it is known whether the root occurs for positive or negative x . The parameters are:

<code>f</code>	A unary functor that is the function whose root is to be solved. $f(x)$ must be uniformly increasing or decreasing on x .
<code>guess</code>	An initial approximation to the root
<code>factor</code>	A scaling factor that is used to bracket the root: the value <code>guess</code> is multiplied (or divided as appropriate) by <code>factor</code> until two values are found that bracket the root. A value such as 2 is a typical choice for <code>factor</code> .
<code>rising</code>	Set to <code>true</code> if $f(x)$ is rising on x and <code>false</code> if $f(x)$ is falling on x . This value is used along with the result of $f(guess)$ to determine if <code>guess</code> is above or below the root.
<code>tol</code>	A binary functor that determines the termination condition for the search for the root. <code>tol</code> is passed the current brackets at each step, when it returns true then the current brackets are returned as the result.
<code>max_iter</code>	The maximum number of function invocations to perform in the search for the root.

The final `Policy` argument is optional and can be used to control the behaviour of the function: how it handles errors, what level of precision to use etc. Refer to the [policy documentation for more details](#).

Returns: a pair of values r that bracket the root so that:

```
f(r.first) * f(r.second) <= 0
```

and either

```
tol(r.first, r.second) == true
```

or

```
max_iter >= m
```

where m is the initial value of max_iter passed to the function.

In other words, it's up to the caller to verify whether termination occurred as a result of exceeding max_iter function invocations (easily done by checking the value of max_iter when the function returns), rather than because the termination condition tol was satisfied.

Algorithm TOMS 748: Alefeld, Potra and Shi: Enclosing zeros of continuous functions

```
template <class F, class T, class Tol>
std::pair<T, T>
toms748_solve(
    F f,
    const T& a,
    const T& b,
    Tol tol,
    boost::uintmax_t& max_iter);

template <class F, class T, class Tol, class Policy>
std::pair<T, T>
toms748_solve(
    F f,
    const T& a,
    const T& b,
    Tol tol,
    boost::uintmax_t& max_iter,
    const Policy&);

template <class F, class T, class Tol>
std::pair<T, T>
toms748_solve(
    F f,
    const T& a,
    const T& b,
    const T& fa,
    const T& fb,
    Tol tol,
    boost::uintmax_t& max_iter);

template <class F, class T, class Tol, class Policy>
std::pair<T, T>
toms748_solve(
    F f,
    const T& a,
    const T& b,
    const T& fa,
    const T& fb,
    Tol tol,
    boost::uintmax_t& max_iter,
    const Policy&);
```


These two functions implement TOMS Algorithm 748: it uses a mixture of cubic, quadratic and linear (secant) interpolation to locate the root of $f(x)$. The two functions differ only by whether values for $f(a)$ and $f(b)$ are already available. The `toms748_solve` parameters are:

<code>f</code>	A unary functor that is the function whose root is to be solved. $f(x)$ need not be uniformly increasing or decreasing on x and may have multiple roots.
<code>a</code>	The lower bound for the initial bracket of the root.
<code>b</code>	The upper bound for the initial bracket of the root. It is a precondition that $a < b$ and that a and b bracket the root to find so that $f(a)*f(b) < 0$.
<code>fa</code>	Optional: the value of $f(a)$.
<code>fb</code>	Optional: the value of $f(b)$.
<code>tol</code>	A binary functor that determines the termination condition for the search for the root. <code>tol</code> is passed the current brackets at each step, when it returns true, then the current brackets are returned as the result.
<code>max_iter</code>	The maximum number of function invocations to perform in the search for the root. On exit <code>max_iter</code> is set to actual number of function invocations used.

The final [Policy](#) argument is optional and can be used to control the behaviour of the function: how it handles errors, what level of precision to use etc. Refer to the [policy documentation for more details](#).

`toms748_solve` returns: a pair of values r that bracket the root so that: $f(r.first) * f(r.second) \leq 0$ and either $tol(r.first, r.second) == true$ or $max_iter \geq m$ where m is the initial value of `max_iter` passed to the function.

In other words, it's up to the caller to verify whether termination occurred as a result of exceeding `max_iter` function invocations (easily done by checking the updated value of `max_iter` against its previous value passed as parameter), rather than because the termination condition `tol` was satisfied.

```
template <class T>
struct eps_tolerance
{
    eps_tolerance(int bits);
    bool operator()(const T& a, const T& b) const;
};
```

`eps_tolerance` is the usual termination condition used with these root finding functions. Its `operator()` will return true when the relative distance between a and b is less than twice the machine epsilon for T , or 2^{1-bits} , whichever is the larger. In other words, you set `bits` to the number of bits of precision you want in the result. The minimal tolerance of twice the machine epsilon of T is required to ensure that we get back a bracketing interval: since this must clearly be at least 1 epsilon in size.

```
struct equal_floor
{
    equal_floor();
    template <class T> bool operator()(const T& a, const T& b) const;
};
```

This termination condition is used when you want to find an integer result that is the *floor* of the true root. It will terminate as soon as both ends of the interval have the same *floor*.

```
struct equal_ceil
{
    equal_ceil();
    template <class T> bool operator()(const T& a, const T& b) const;
};
```

This termination condition is used when you want to find an integer result that is the *ceil* of the true root. It will terminate as soon as both ends of the interval have the same *ceil*.

```
struct equal_nearest_integer
{
    equal_nearest_integer();
    template <class T> bool operator()(const T& a, const T& b) const;
};
```

This termination condition is used when you want to find an integer result that is the *closest* to the true root. It will terminate as soon as both ends of the interval round to the same nearest integer.

Implementation

The implementation of the bisection algorithm is extremely straightforward and not detailed here. [TOMS Algorithm 748: enclosing zeros of continuous functions](#) is described in detail in:

Algorithm 748: Enclosing Zeros of Continuous Functions, G. E. Alefeld, F. A. Potra and Yixun Shi, *ACM Transactions on Mathematical Software*, Vol. 21. No. 3. September 1995. Pages 327-344.

The implementation here is a faithful translation of this paper into C++.

Locating Function Minima: Brent's algorithm

synopsis

```
#include <boost/math/tools/minima.hpp>
```

```
template <class F, class T>
std::pair<T, T> brent_find_minima(F f, T min, T max, int bits);

template <class F, class T>
std::pair<T, T> brent_find_minima(F f, T min, T max, int bits, boost::uintmax_t& max_iter);
```

Description

These two functions locate the minima of the continuous function f using Brent's algorithm. Parameters are:

<code>f</code>	The function to minimise. The function should be smooth over the range $[\text{min}, \text{max}]$, with no maxima occurring in that interval.
<code>min</code>	The lower endpoint of the range in which to search for the minima.
<code>max</code>	The upper endpoint of the range in which to search for the minima.
<code>bits</code>	The number of bits precision to which the minima should be found. Note that in principle, the minima can not be located to greater accuracy than the square root of machine epsilon (for 64-bit double, $\sqrt{1e-16} \approx 1e-8$), therefore if <code>bits</code> is set to a value greater than one half of the bits in type <code>T</code> , then the value will be ignored.
<code>max_iter</code>	The maximum number of iterations to use in the algorithm, if not provided the algorithm will just keep on going until the minima is found.

Returns: a pair containing the value of the abscissa at the minima and the value of $f(x)$ at the minima.

Implementation

This is a reasonably faithful implementation of Brent's algorithm, refer to:

Brent, R.P. 1973, Algorithms for Minimization without Derivatives (Englewood Cliffs, NJ: Prentice-Hall), Chapter 5.

Numerical Recipes in C, The Art of Scientific Computing, Second Edition, William H. Press, Saul A. Teukolsky, William T. Vetterling, and Brian P. Flannery. Cambridge University Press. 1988, 1992.

An algorithm with guaranteed convergence for finding a zero of a function, R. P. Brent, The Computer Journal, Vol 44, 1971.

Tuples

Synopsis

```
#include <boost/math/tools/tuple.hpp>
```

Description

This header defines the type `boost::math::tuple`, the associated free functions `ignore`, `tie`, `make_tuple`, `get`, and associated types `tuple_size` and `tuple_element`.

These types and functions are aliases for:

- `std::tuple` etc when available, otherwise:
- `std::tr1::tuple` etc when available, otherwise:
- `boost::fusion::tuple` etc if the compiler supports it, otherwise:
- `boost::tuple`.

So this `boost::math::tuple` is strongly recommended for maximum portability.

Testing and Development

Polynomials

Synopsis

```
#include <boost/math/tools/polynomial.hpp>

namespace boost{ namespace math{ namespace tools{

template <class T>
class polynomial
{
public:
    // typedefs:
    typedef typename std::vector<T>::value_type value_type;
    typedef typename std::vector<T>::size_type size_type;

    // construct:
    polynomial(){}
    template <class U>
    polynomial(const U* data, unsigned order);
    template <class U>
    polynomial(const U& point);

    // access:
    size_type size()const;
    size_type degree()const;
    value_type& operator[](size_type i);
    const value_type& operator[](size_type i)const;

    // operators:
    template <class U>
    polynomial& operator +=(const U& value);
    template <class U>
    polynomial& operator -=(const U& value);
    template <class U>
    polynomial& operator *=(const U& value);
    template <class U>
    polynomial& operator +=(const polynomial<U>& value);
    template <class U>
    polynomial& operator -=(const polynomial<U>& value);
    template <class U>
    polynomial& operator *=(const polynomial<U>& value);
};

template <class T>
polynomial<T> operator + (const polynomial<T>& a, const polynomial<T>& b);
template <class T>
polynomial<T> operator - (const polynomial<T>& a, const polynomial<T>& b);
template <class T>
polynomial<T> operator * (const polynomial<T>& a, const polynomial<T>& b);

template <class T, class U>
polynomial<T> operator + (const polynomial<T>& a, const U& b);
template <class T, class U>
polynomial<T> operator - (const polynomial<T>& a, const U& b);
template <class T, class U>
polynomial<T> operator * (const polynomial<T>& a, const U& b);
```

```
template <class U, class T>
polynomial<T> operator + (const U& a, const polynomial<T>& b);
template <class U, class T>
polynomial<T> operator - (const U& a, const polynomial<T>& b);
template <class U, class T>
polynomial<T> operator * (const U& a, const polynomial<T>& b);

template <class charT, class traits, class T>
std::basic_ostream<charT, traits>& operator <<
    (std::basic_ostream<charT, traits>& os, const polynomial<T>& poly);

}}}
```

Description

This is a fairly trivial class for polynomial manipulation.

Implementation is currently of the "naive" variety, with $O(N^2)$ multiplication for example. This class should not be used in high-performance computing environments: it is intended for the simple manipulation of small polynomials, typically generated for special function approximation.

Advanced manipulations: the FFT, division, GCD, factorisation etc are not currently provided. Submissions for these are of course welcome :-)

Minimax Approximations and the Remez Algorithm

The directory `libs/math/minimax` contains a command line driven program for the generation of minimax approximations using the Remez algorithm. Both polynomial and rational approximations are supported, although the latter are tricky to converge: it is not uncommon for convergence of rational forms to fail. No such limitations are present for polynomial approximations which should always converge smoothly.

It's worth stressing that developing rational approximations to functions is often not an easy task, and one to which many books have been devoted. To use this tool, you will need to have a reasonable grasp of what the Remez algorithm is, and the general form of the approximation you want to achieve.

Unless you already familiar with the Remez method, you should first read the [brief background article explaining the principles behind the Remez algorithm](#).

The program consists of two parts:

<code>main.cpp</code>	Contains the command line parser, and all the calls to the Remez code.
<code>f.cpp</code>	Contains the function to approximate.

Therefore to use this tool, you must modify `f.cpp` to return the function to approximate. The tools supports multiple function approximations within the same compiled program: each as a separate variant:

```
NTL::RR f(const NTL::RR& x, int variant);
```

Returns the value of the function *variant* at point *x*. So if you wish you can just add the function to approximate as a new variant after the existing examples.

In addition to those two files, the program needs to be linked to a [patched NTL library to compile](#).

Note that the function *f* must return the rational part of the approximation: for example if you are approximating a function $f(x)$ then it is quite common to use:

```
f(x) = g(x) (Y + R(x))
```

where $g(x)$ is the dominant part of $f(x)$, Y is some constant, and $R(x)$ is the rational approximation part, usually optimised for a low absolute error compared to $|Y|$.

In this case you would define f to return $f(x)/g(x)$ and then set the y-offset of the approximation to Y (see command line options below).

Many other forms are possible, but in all cases the objective is to split $f(x)$ into a dominant part that you can evaluate easily using standard math functions, and a smooth and slowly changing rational approximation part. Refer to your favourite textbook for more examples.

Command line options for the program are as follows:

variant N	Sets the current function variant to N. This allows multiple functions that are to be approximated to be compiled into the same executable. Defaults to 0.
range a b	Sets the domain for the approximation to the range [a,b], defaults to [0,1].
relative	Sets the Remez code to optimise for relative error. This is the default at program startup. Note that relative error can only be used if $f(x)$ has no roots over the range being optimised.
absolute	Sets the Remez code to optimise for absolute error.
pin [true false]	"Pins" the code so that the rational approximation passes through the origin. Obviously only set this to <i>true</i> if $R(0)$ must be zero. This is typically used when trying to preserve a root at [0,0] while also optimising for relative error.
order N D	Sets the order of the approximation to N in the numerator and D in the denominator. If D is zero then the result will be a polynomial approximation. There will be $N+D+2$ coefficients in total, the first coefficient of the numerator is zero if <i>pin</i> was set to true, and the first coefficient of the denominator is always one.
working-precision N	Sets the working precision of NTL::RR to N binary digits. Defaults to 250.
target-precision N	Sets the precision of printed output to N binary digits: set to the same number of digits as the type that will be used to evaluate the approximation. Defaults to 53 (for double precision).
skew val	"Skews" the initial interpolated control points towards one end or the other of the range. Positive values skew the initial control points towards the left hand side of the range, and negative values towards the right hand side. If an approximation won't converge (a common situation) try adjusting the skew parameter until the first step yields the smallest possible error. <i>val</i> should be in the range [-100,+100], the default is zero.
brake val	Sets a brake on each step so that the change in the control points is braked by <i>val</i> %. Defaults to 50, try a higher value if an approximation won't converge, or a lower value to get speedier convergence.
x-offset val	Sets the x-offset to <i>val</i> : the approximation will be generated for $f(S * (x + X)) + Y$ where X is the x-offset, S is the x-scale and Y is the y-offset. Defaults to zero. To avoid rounding errors, take care to specify a value that can be exactly represented as a floating point number.
x-scale val	Sets the x-scale to <i>val</i> : the approximation will be generated for $f(S * (x + X)) + Y$ where S is the x-scale, X is the x-offset and Y is the y-offset. Defaults to one. To avoid rounding errors, take care to specify a value that can be exactly represented as a floating point number.
y-offset val	Sets the y-offset to <i>val</i> : the approximation will be generated for $f(S * (x + X)) + Y$ where X is the x-offset, S is the x-scale and Y is the y-offset. Defaults to zero. To avoid rounding errors, take care to specify a value that can be exactly represented as a floating point number.
y-offset auto	Sets the y-offset to the average value of $f(x)$ evaluated at the two endpoints of the range plus the midpoint of the range. The calculated value is deliberately truncated to <i>float</i> precision (and

	should be stored as a <i>float</i> in your code). The approximation will be generated for $f(x + X) + Y$ where X is the x-offset and Y is the y-offset. Defaults to zero.
graph N	Prints N evaluations of $f(x)$ at evenly spaced points over the range being optimised. If unspecified then N defaults to 3. Use to check that $f(x)$ is indeed smooth over the range of interest.
step N	Performs N steps, or one step if N is unspecified. After each step prints: the peak error at the extrema of the error function of the approximation, the theoretical error term solved for on the last step, and the maximum relative change in the location of the Chebyshev control points. The approximation is converged on the minimax solution when the two error terms are (approximately) equal, and the change in the control points has decreased to a suitably small value.
test [float double long]	Tests the current approximation at float, double, or long double precision. Useful to check for rounding errors in evaluating the approximation at fixed precision. Tests are conducted at the extrema of the error function of the approximation, and at the zeros of the error function.
test [float double long] N	Tests the current approximation at float, double, or long double precision. Useful to check for rounding errors in evaluating the approximation at fixed precision. Tests are conducted at N evenly spaced points over the range of the approximation. If none of [float double long] are specified then tests using NTL::RR, this can be used to obtain the error function of the approximation.
rescale a b	Takes the current Chebeshev control points, and rescales them over a new interval $[a,b]$. Sometimes this can be used to obtain starting control points for an approximation that can not otherwise be converged.
rotate	Moves one term from the numerator to the denominator, but keeps the Chebyshev control points the same. Sometimes this can be used to obtain starting control points for an approximation that can not otherwise be converged.
info	Prints out the current approximation: the location of the zeros of the error function, the location of the Chebyshev control points, the x and y offsets, and of course the coefficients of the polynomials.

Relative Error and Testing

Synopsis

```
#include <boost/math/tools/test.hpp>
```

```
template <class T>
T relative_error(T a, T b);

template <class A, class F1, class F2>
test_result<see-below> test(const A& a, F1 test_func, F2 expect_func);
```

Description

```
template <class T>
T relative_error(T a, T v);
```

Returns the relative error between a and v using the usual formula:

$$\max\left(\left|\frac{a-v}{a}\right|, \left|\frac{a-v}{v}\right|\right)$$

In addition the value returned is zero if:

- Both a and v are infinite.
- Both a and v are denormalised numbers or zero.

Otherwise if only one of a and v is zero then the value returned is 1.

```
template <class A, class F1, class F2>
test_result<see-below> test(const A& a, F1 test_func, F2 expect_func);
```

This function is used for testing a function against tabulated test data.

The return type contains statistical data on the relative errors (max, mean, variance, and the number of test cases etc), as well as the row of test data that caused the largest relative error. Public members of type `test_result` are:

<code>unsigned worst()const;</code>	Returns the row at which the worst error occurred.
<code>T min()const;</code>	Returns the smallest relative error found.
<code>T max()const;</code>	Returns the largest relative error found.
<code>T mean()const;</code>	Returns the mean error found.
<code>boost::uintmax_t count()const;</code>	Returns the number of test cases.
<code>T variance()const;</code>	Returns the variance of the errors found.
<code>T variance1()const;</code>	Returns the unbiased variance of the errors found.
<code>T rms()const</code>	Returns the Root Mean Square, or quadratic mean of the errors.
<code>test_result& operat- or+=(const test_result& t)</code>	Combines two <code>test_result</code> 's into a single result.

The template parameter of `test_result`, is the same type as the values in the two dimensional array passed to function `test`, roughly that's `A::value_type::value_type`.

Parameter `a` is a matrix of test data: and must be a standard library Sequence type, that contains another Sequence type: typically it will be a two dimensional instance of `boost::array`. Each row of `a` should contain all the parameters that are passed to the function under test as well as the expected result.

Parameter `test_func` is the function under test, it is invoked with each row of test data in `a`. Typically type `F1` is created with `Boost.Lambda`: see the example below.

Parameter `expect_func` is a functor that extracts the expected result from a row of test data in `a`. Typically type `F2` is created with `Boost.Lambda`: see the example below.

If the function under test returns a non-finite value when a finite result is expected, or if a gross error is found, then a message is sent to `std::cerr`, and a call to `BOOST_ERROR()` made (which means that including this header requires you use `Boost.Test`). This is mainly a debugging/development aid (and a good place for a breakpoint).

Example

Suppose we want to test the `tgamma` and `lgamma` functions, we can create a two dimensional matrix of test data, each row is one test case, and contains three elements: the input value, and the expected results for the `tgamma` and `lgamma` functions respectively.

```
static const boost::array<boost::array<TestType, 3>, NumberOfTests>
factorials = {
    /* big array of test data goes here */
};
```


Now we can invoke the test function to test tgamma:

```
using namespace boost::math::tools;
using namespace boost::lambda;

// get a pointer to the function under test:
TestType (*funcp)(TestType) = boost::math::tgamma;

// declare something to hold the result:
test_result<TestType> result;
//
// and test tgamma against data:
//
result = test(
    factorials,
    bind(funcp, ret<TestType>(_1[0])), // calls tgamma with factorials[row][0]
    ret<TestType>(_1[1])                // extracts the expected result from factorials[row][1]
);
//
// Print out some results:
//
std::cout << "The Mean was " << result.mean() << std::endl;
std::cout << "The worst error was " << (result.max)() << std::endl;
std::cout << "The worst error was at row " << result.worst_case() << std::endl;
//
// same again with lgamma this time:
//
funcp = boost::math::lgamma;
result = test(
    factorials,
    bind(funcp, ret<TestType>(_1[0])), // calls tgamma with factorials[row][0]
    ret<TestType>(_1[2])                // extracts the expected result from factorials[row][2]
);
//
// etc ...
//
```

Graphing, Profiling, and Generating Test Data for Special Functions

The class `test_data` and associated helper functions are designed so that in just a few lines of code you should be able to:

- Profile a continued fraction, or infinite series for convergence and accuracy.
- Generate csv data from a special function that can be imported into your favorite graphing program (or spreadsheet) for further analysis.
- Generate high precision test data.

Synopsis

```
namespace boost{ namespace math{ namespace tools{

enum parameter_type
{
    random_in_range = 0,
    periodic_in_range = 1,
    power_series = 2,
    dummy_param = 0x80,
};

template <class T>
struct parameter_info;

template <class T>
parameter_info<T> make_random_param(T start_range, T end_range, int n_points);

template <class T>
parameter_info<T> make_periodic_param(T start_range, T end_range, int n_points);

template <class T>
parameter_info<T> make_power_param(T basis, int start_exponent, int end_exponent);

template <class T>
bool get_user_parameter_info(parameter_info<T>& info, const char* param_name);

template <class T>
class test_data
{
public:
    typedef std::vector<T> row_type;
    typedef row_type value_type;
private:
    typedef std::set<row_type> container_type;
public:
    typedef typename container_type::reference reference;
    typedef typename container_type::const_reference const_reference;
    typedef typename container_type::iterator iterator;
    typedef typename container_type::const_iterator const_iterator;
    typedef typename container_type::difference_type difference_type;
    typedef typename container_type::size_type size_type;

    // creation:
    test_data(){}
    template <class F>
    test_data(F func, const parameter_info<T>& arg1);

    // insertion:
    template <class F>
    test_data& insert(F func, const parameter_info<T>& arg1);

    template <class F>
    test_data& insert(F func, const parameter_info<T>& arg1,
                     const parameter_info<T>& arg2);

    template <class F>
    test_data& insert(F func, const parameter_info<T>& arg1,
                     const parameter_info<T>& arg2,
                     const parameter_info<T>& arg3);

    void clear();
};
```

```
// access:
iterator begin();
iterator end();
const_iterator begin()const;
const_iterator end()const;
bool operator==(const test_data& d)const;
bool operator!=(const test_data& d)const;
void swap(test_data& other);
size_type size()const;
size_type max_size()const;
bool empty()const;

bool operator < (const test_data& dat)const;
bool operator <= (const test_data& dat)const;
bool operator > (const test_data& dat)const;
bool operator >= (const test_data& dat)const;
};

template <class charT, class traits, class T>
std::basic_ostream<charT, traits>& write_csv(
    std::basic_ostream<charT, traits>& os,
    const test_data<T>& data);

template <class charT, class traits, class T>
std::basic_ostream<charT, traits>& write_csv(
    std::basic_ostream<charT, traits>& os,
    const test_data<T>& data,
    const charT* separator);

template <class T>
std::ostream& write_code(std::ostream& os,
    const test_data<T>& data,
    const char* name);

}}} // namespaces
```

Description

This tool is best illustrated with the following series of examples.

The functionality of test_data is split into the following parts:

- A functor that implements the function for which data is being generated: this is the bit you have to write.
- One of more parameters that are to be passed to the functor, these are described in fairly abstract terms: give me N points distributed like *this* etc.
- The class test_data, that takes the functor and descriptions of the parameters and computes how ever many output points have been requested, these are stored in a sorted container.
- Routines to iterate over the test_data container and output the data in either csv format, or as C++ source code (as a table using Boost.Array).

Example 1: Output Data for Graph Plotting

For example, lets say we want to graph the lgamma function between -3 and 100, one could do this like so:

```
#include <boost/math/tools/test_data.hpp>
#include <boost/math/special_functions/gamma.hpp>

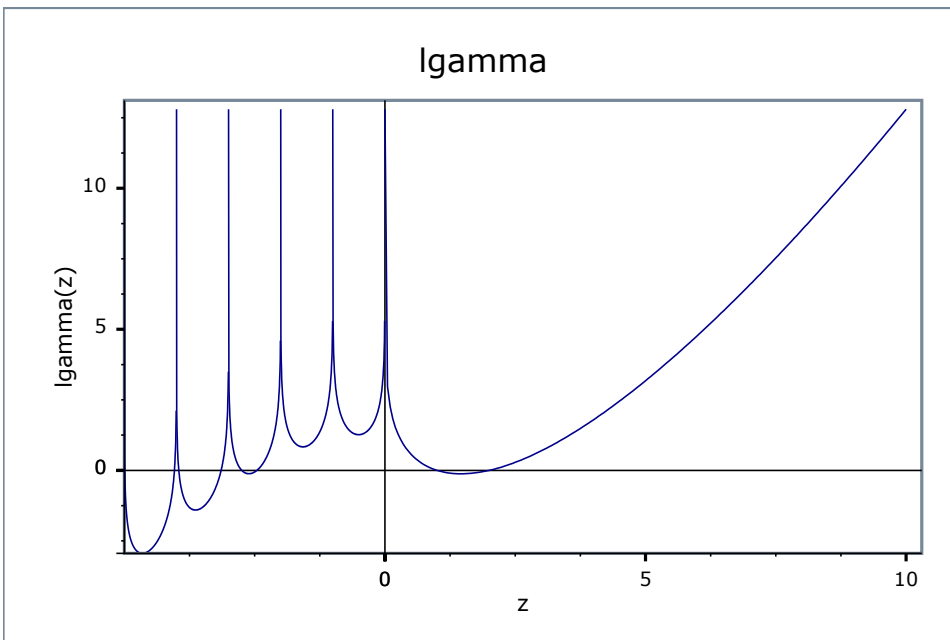
int main()
{
    using namespace boost::math::tools;

    // create an object to hold the data:
    test_data<double> data;

    // insert 500 points at uniform intervals between just after -3 and 100:
    double (*pf)(double) = boost::math::lgamma;
    data.insert(pf, make_periodic_param(-3.0 + 0.00001, 100.0, 500));

    // print out in csv format:
    write_csv(std::cout, data, ", ");
    return 0;
}
```

Which, when plotted, results in:



Example 2: Creating Test Data

As a second example, let's suppose we want to create highly accurate test data for a special function. Since many special functions have two or more independent parameters, it's very hard to effectively cover all of the possible parameter space without generating gigabytes of data at great computational expense. A second best approach is to provide the tools by which a user (or the library maintainer) can quickly generate more data on demand to probe the function over a particular domain of interest.

In this example we'll generate test data for the beta function using [NTL::RR](#) at 1000 bit precision. Rather than call our generic version of the beta function, we'll implement a deliberately naive version of the beta function using `lgamma`, and rely on the high precision of the data type used to get results accurate to at least 128-bit precision. In this way our test data is independent of whatever clever tricks we may wish to use inside our beta function.

To start with then, here's the function object that creates the test data:

```
#include <boost/math/tools/ntl.hpp>
#include <boost/math/special_functions/gamma.hpp>
#include <boost/math/tools/test_data.hpp>
#include <fstream>

#include <boost/math/tools/test_data.hpp>

using namespace boost::math::tools;

struct beta_data_generator
{
    NTL::RR operator()(NTL::RR a, NTL::RR b)
    {
        //
        // If we throw a domain error then test_data will
        // ignore this input point. We'll use this to filter
        // out all cases where a < b since the beta function
        // is symmetrical in a and b:
        //
        if(a < b)
            throw std::domain_error("");

        // very naively calculate spots with lgamma:
        NTL::RR g1, g2, g3;
        int s1, s2, s3;
        g1 = boost::math::lgamma(a, &s1);
        g2 = boost::math::lgamma(b, &s2);
        g3 = boost::math::lgamma(a+b, &s3);
        g1 += g2 - g3;
        g1 = exp(g1);
        g1 *= s1 * s2 * s3;
        return g1;
    }
};
```

To create the data, we'll need to input the domains for a and b for which the function will be tested: the function `get_user_parameter_info` is designed for just that purpose. The start of main will look something like:

```
// Set the precision on RR:
NTL::RR::SetPrecision(1000); // bits.
NTL::RR::SetOutputPrecision(40); // decimal digits.

parameter_info<NTL::RR> arg1, arg2;
test_data<NTL::RR> data;

std::cout << "Welcome.\n"
  "This program will generate spot tests for the beta function:\n"
  "  beta(a, b)\n\n";

bool cont;
std::string line;

do{
  // prompt the user for the domain of a and b to test:
  get_user_parameter_info(arg1, "a");
  get_user_parameter_info(arg2, "b");

  // create the data:
  data.insert(beta_data_generator(), arg1, arg2);

  // see if the user want's any more domains tested:
  std::cout << "Any more data [y/n]?";
  std::getline(std::cin, line);
  boost::algorithm::trim(line);
  cont = (line == "y");
}while(cont);
```



Caution

At this point one potential stumbling block should be mentioned: `test_data<>::insert` will create a matrix of test data when there are two or more parameters, so if we have two parameters and we're asked for a thousand points on each, that's a *million test points in total*. Don't say you weren't warned!

There's just one final step now, and that's to write the test data to file:

```
std::cout << "Enter name of test data file [default=beta_data.ipp]";
std::getline(std::cin, line);
boost::algorithm::trim(line);
if(line == "")
  line = "beta_data.ipp";
std::ofstream ofs(line.c_str());
write_code(ofs, data, "beta_data");
```

The format of the test data looks something like:

```
#define SC_(x) static_cast<T>(BOOST_JOIN(x, L))
static const boost::array<boost::array<T, 3>, 1830>
beta_med_data = {
  SC_(0.4883005917072296142578125),
  SC_(0.4883005917072296142578125),
  SC_(3.245912809500479157065104747353807392371),
  SC_(3.5808107852935791015625),
  SC_(0.4883005917072296142578125),
  SC_(1.007653173802923954909901438393379243537),
  /* ... lots of rows skipped */
};
```

The first two values in each row are the input parameters that were passed to our functor and the last value is the return value from the functor. Had our functor returned a `boost::math::tuple` rather than a value, then we would have had one entry for each element in the tuple in addition to the input parameters.

The first `#define` serves two purposes:

- It reduces the file sizes considerably: all those `static_cast`'s add up to a lot of bytes otherwise (they are needed to suppress compiler warnings when `T` is narrower than a `long double`).
- It provides a useful customisation point: for example if we were testing a user-defined type that has more precision than a `long double` we could change it to:

```
#define SC_(x) lexical_cast<T>(BOOST_STRINGIZE(x))
```

in order to ensure that no truncation of the values occurs prior to conversion to `T`. Note that this isn't used by default as it's rather hard on the compiler when the table is large.

Example 3: Profiling a Continued Fraction for Convergence and Accuracy

Alternatively, lets say we want to profile a continued fraction for convergence and error. As an example, we'll use the continued fraction for the upper incomplete gamma function, the following function object returns the next a_N and b_N of the continued fraction each time it's invoked:

```
template <class T>
struct upper_incomplete_gamma_fract
{
private:
    T z, a;
    int k;
public:
    typedef std::pair<T,T> result_type;

    upper_incomplete_gamma_fract(T a1, T z1)
        : z(z1-a1+1), a(a1), k(0)
    {
    }

    result_type operator()()
    {
        ++k;
        z += 2;
        return result_type(k * (a - k), z);
    }
};
```

We want to measure both the relative error, and the rate of convergence of this fraction, so we'll write a functor that returns both as a `boost::math::tuple`: class `test_data` will unpack the tuple for us, and create one column of data for each element in the tuple (in addition to the input parameters):

```
#include <boost/math/tools/test_data.hpp>
#include <boost/math/tools/test.hpp>
#include <boost/math/special_functions/gamma.hpp>
#include <boost/math/tools/ntl.hpp>
#include <boost/math/tools/tuple.hpp>

template <class T>
struct profile_gamma_fraction
{
    typedef boost::math::tuple<T, T> result_type;

    result_type operator()(T val)
    {
        using namespace boost::math::tools;
        // estimate the true value, using arbitrary precision
        // arithmetic and NTL::RR:
        NTL::RR rval(val);
        upper_incomplete_gamma_fract<NTL::RR> f1(rval, rval);
        NTL::RR true_val = continued_fraction_a(f1, 1000);
        //
        // Now get the aproximation at double precision, along with the number of
        // iterations required:
        boost::uintmax_t iters = std::numeric_limits<boost::uintmax_t>::max();
        upper_incomplete_gamma_fract<T> f2(val, val);
        T found_val = continued_fraction_a(f2, std::numeric_limits<T>::digits, iters);
        //
        // Work out the relative error, as measured in units of epsilon:
        T err = real_cast<T>(relative_error(true_val, NTL::RR(found_val))) / std::numeric_lim
its<T>::epsilon();
        //
        // now just return the results as a tuple:
        return boost::math::make_tuple(err, iters);
    }
};
```

Feeding that functor into test_data allows rapid output of csv data, for whatever type T we may be interested in:

```
int main()
{
    using namespace boost::math::tools;
    // create an object to hold the data:
    test_data<double> data;
    // insert 500 points at uniform intervals between just after 0 and 100:
    data.insert(profile_gamma_fraction<double>(), make_periodic_param(0.01, 100.0, 100));
    // print out in csv format:
    write_csv(std::cout, data, ", ");
    return 0;
}
```

This time there's no need to plot a graph, the first few rows are:

a and z,	Error/epsilon,	Iterations required
0.01,	9723.14,	4726
1.0099,	9.54818,	87
2.0098,	3.84777,	40
3.0097,	0.728358,	25
4.0096,	2.39712,	21
5.0095,	0.233263,	16

So it's pretty clear that this fraction shouldn't be used for small values of a and z.

reference

Most of this tool has been described already in the examples above, we'll just add the following notes on the non-member functions:

```
template <class T>
parameter_info<T> make_random_param(T start_range, T end_range, int n_points);
```

Tells class test_data to test *n_points* random values in the range [start_range,end_range].

```
template <class T>
parameter_info<T> make_periodic_param(T start_range, T end_range, int n_points);
```

Tells class test_data to test *n_points* evenly spaced values in the range [start_range,end_range].

```
template <class T>
parameter_info<T> make_power_param(T basis, int start_exponent, int end_exponent);
```

Tells class test_data to test points of the form $basis + R * 2^{expon}$ for each *expon* in the range [start_exponent, end_exponent], and *R* a random number in [0.5, 1].

```
template <class T>
bool get_user_parameter_info(parameter_info<T>& info, const char* param_name);
```

Prompts the user for the parameter range and form to use.

Finally, if we don't want the parameter to be included in the output, we can tell test_data by setting it a "dummy parameter":

```
parameter_info<double> p = make_random_param(2.0, 5.0, 10);
p.type |= dummy_param;
```

This is useful when the functor used transforms the parameter in some way before passing it to the function under test, usually the functor will then return both the transformed input and the result in a tuple, so there's no need for the original pseudo-parameter to be included in program output.

Use with User-Defined Floating-Point Types

- Boost.Multiprecision and others

Using Boost.Math with High-Precision Floating-Point Libraries

The special functions, distributions, constants and tools in this library can be used with a number of high-precision libraries, including:

- [Boost.Multiprecision](#)
- [e_float](#) (TOMS Algorithm 910)
- [NTL A Library for doing Number Theory](#)
- [GNU Multiple Precision Arithmetic Library](#)
- [GNU MPFR library](#)
- `__float128`

The last four have some license restrictions; only [Boost.Multiprecision](#) when using the `cpp_float` backend can provide an unrestricted [Boost](#) license.

At present, the price of a free license is slightly lower speed.

Of course, the main cost of higher precision is very much decreased (usually at least hundred-fold) computation speed, and big increases in memory use.

Some libraries offer true [arbitrary precision arithmetic](#) where the precision is limited only by available memory and compute time, but most are used at some arbitrarily-fixed precision, say 100 decimal digits.

[Boost.Multiprecision](#) can operate in both ways, but the most popular choice is likely to be about a hundred decimal digits, though examples of computing tens of thousands of digits have been demonstrated.

Why use a high-precision library rather than built-in floating-point types?

For nearly all applications, the built-in floating-point types, `double` (and `long double` if this offers higher precision than `double`) offer enough precision, typically a dozen decimal digits.

Some reasons why one would want to use a higher precision:

- A much more precise result (many more digits) is just a requirement.
- The range of the computed value exceeds the range of the type: factorials are the textbook example.
- Using `double` is (or may be) too inaccurate.
- Using `long double` (or may be) is too inaccurate.
- Using an extended precision type implemented in software as [double-double](#) ([Darwin](#)) is sometimes unpredictably inaccurate.
- Loss of precision or inaccuracy caused by extreme arguments or cancellation error.
- An accuracy as good as possible for a chosen built-in floating-point type is required.
- As a reference value, for example, to determine the inaccuracy of a value computed with a built-in floating point type, (perhaps even using some quick'n'dirty algorithm). The accuracy of many functions and distributions in Boost.Math has been measured in this way from tables of very high precision (up to 1000 decimal digits).

Many functions and distributions have differences from exact values that are only a few least significant bits - computation noise. Others, often those for which analytical solutions are not available, require approximations and iteration: these may lose several decimal digits of precision.

Much larger loss of precision can occur for [boundary](#) or [corner cases](#), often caused by [cancellation errors](#).

(Some of the worst and most common examples of [cancellation error or loss of significance](#) can be avoided by using [complements](#): see [why complements?](#)).

If you require a value which is as accurate as can be represented in the floating-point type, and is thus the closest representable value and has an error less than 1/2 a [least significant bit](#) or [ulp](#) it may be useful to use a higher-precision type, for example, `cpp_dec_float_50`, to generate this value. Conversion of this value to a built-in floating-point type ('float', `double` or `long double`) will not cause any further loss of precision. A decimal digit string will also be 'read' precisely by the compiler into a built-in floating-point type to the nearest representable value.



Note

In contrast, reading a value from an `std::istream` into a built-in floating-point type is **not guaranteed** by the C++ Standard to give the nearest representable value.

William Kahan coined the term [Table-Maker's Dilemma](#) for the problem of correctly rounding functions. Using a much higher precision (50 or 100 decimal digits) is a practical way of generating (almost always) correctly rounded values.

Using Boost.Multiprecision

All new projects are recommended to use [Boost.Multiprecision](#).

Using [Boost.Multiprecision](#) `cpp_float` for numerical calculations with high precision.

The Boost.Multiprecision library can be used for computations requiring precision exceeding that of standard built-in types such as float, double and long double. For extended-precision calculations, Boost.Multiprecision supplies a template data type called `cpp_dec_float`. The number of decimal digits of precision is fixed at compile-time via template parameter.

To use these floating-point types and constants, we need some includes:

```
#include <boost/math/constants/constants.hpp>

#include <boost/multiprecision/cpp_dec_float.hpp>
// using boost::multiprecision::cpp_dec_float

#include <iostream>
#include <limits>
```

So now we can demonstrate with some trivial calculations:

```
int main()
{
```

Using `typedef cpp_dec_float_50` hides the complexity of multiprecision to allow us to define variables with 50 decimal digit precision just like built-in double.

```
using boost::multiprecision::cpp_dec_float_50;

cpp_dec_float_50 seventh = cpp_dec_float_50(1) / 7;
```

By default, output would only show the standard 6 decimal digits, so set precision to show all 50 significant digits.

```
std::cout.precision(std::numeric_limits<cpp_dec_float_50>::digits10);  
std::cout << seventh << std::endl;
```

which outputs:

```
0.14285714285714285714285714285714285714285714
```

We can also use constants, guaranteed to be initialized with the very last bit of precision.

```
cpp_dec_float_50 circumference = boost::math::constants::pi<cpp_dec_float_50>() * 2 * seventh;  
std::cout << circumference << std::endl;
```

which outputs

```
0.89759790102565521098932668093700082405633411410717
```

Using Boost.Multiprecision to generate a high-precision array of sin coefficients for use with FFT.

The Boost.Multiprecision library can be used for computations requiring precision exceeding that of standard built-in types such as float, double and long double. For extended-precision calculations, Boost.Multiprecision supplies a template data type called `cpp_dec_float`. The number of decimal digits of precision is fixed at compile-time via template parameter.

To use these floating-point types and constants, we need some includes:

```
#include <boost/math/constants/constants.hpp>  
// using boost::math::constants::pi;  
  
#include <boost/multiprecision/cpp_dec_float.hpp>  
// using boost::multiprecision::cpp_dec_float  
  
#include <iostream>  
#include <limits>  
#include <vector>  
#include <algorithm>  
#include <iomanip>  
#include <iterator>  
#include <fstream>
```

Define a text string which is a C++ comment with the program licence, copyright etc. You could of course, tailor this to your needs, including your copyright claim. There are versions of array provided by Boost.Array in `boost::array` or the C++11 `std::array`, but since not all platforms provide C++11 support, this program provides the Boost version as fallback.

```
static const char* prolog =
{
    "// Use, modification and distribution are subject to the\n"
    "// Boost Software License, Version 1.0.\n"
    "// (See accompanying file LICENSE_1_0.txt\n"
    "// or copy at \"http://www.boost.org/LICENSE_1_0.txt\")\n\n"

    "// Copyright ??? 2013.\n\n"

    "// Use boost/array if std::array (C++11 feature) is not available.\n"
    "#ifdef BOOST_NO_CXX11_HDR_ARRAY\n"
    "#include <boost/array/array.hpp>\n"
    "#else\n"
    "#include <array>\n"
    "#endif\n\n"
};

using boost::multiprecision::cpp_dec_float_50;
using boost::math::constants::pi;
// VS 2010 (wrongly) requires these at file scope, not local scope in `main`.
// This program also requires `-std=c++11` option to compile using Clang and GCC.

int main()
{
```

One often needs to compute tables of numbers in mathematical software.

A fast Fourier transform (FFT), for example, may use a table of the values of $\sin(\pi/2^n)$ in its implementation details. In order to maximize the precision in the FFT implementation, the precision of the tabulated trigonometric values should exceed that of the built-in floating-point type used in the FFT.

The sample below computes a table of the values of $\sin(\pi/2^n)$ in the range $1 \leq n \leq 31$.

This program makes use of, among other program elements, the data type `boost::multiprecision::cpp_dec_float_50` for a precision of 50 decimal digits from Boost.Multiprecision, the value of constant π retrieved from Boost.Math, guaranteed to be initialized with the very last bit of precision for the type, here `cpp_dec_float_50`, and a C++11 lambda function combined with `std::for_each()`.

define the number of values in the array.

```
std::size_t size = 32U;
cpp_dec_float_50 p = pi<cpp_dec_float_50>();
cpp_dec_float_50 p2 = boost::math::constants::pi<cpp_dec_float_50>();

std::vector<cpp_dec_float_50> sin_values (size);
unsigned n = 1U;
// Generate the sine values.
std::for_each
(
    sin_values.begin(),
    sin_values.end(),
    [&n](cpp_dec_float_50& y)
    {
        y = sin( pi<cpp_dec_float_50>() / pow(cpp_dec_float_50 (2), n));
        ++n;
    }
);
```

Define the floating-point type for the generated file, either built-in `double`, `float`, or `long double`, or a user defined type like `cpp_dec_float_50`.

```
std::string fp_type = "double";

std::cout << "Generating an `std::array` or `boost::array` for floating-point type: "
  << fp_type << ". " << std::endl;
```

By default, output would only show the standard 6 decimal digits, so set precision to show enough significant digits for the chosen floating-point type. For `cpp_dec_float_50` is 50. (50 decimal digits should be ample for most applications).

```
std::streamsize precision = std::numeric_limits<cpp_dec_float_50>::digits10;

// std::cout.precision(std::numeric_limits<cpp_dec_float_50>::digits10);
std::cout << precision << " decimal digits precision. " << std::endl;
```

Of course, one could also choose less, for example, 36 would be sufficient for the most precise current long double implementations using 128-bit. In general, it should be a couple of decimal digits more (guard digits) than `std::numeric_limits<RealType>::max_digits10` for the target system floating-point type. If the implementation does not provide `max_digits10`, the the Kahan formula `std::numeric_limits<RealType>::digits * 3010/10000 + 2` can be used instead.

The compiler will read these values as decimal digits strings and use the nearest representation for the floating-point type.

Now output all the sine table, to a file of your chosen name.

```
const char sines_name[] = "sines.hpp"; // In same directory as .exe

std::ofstream fout(sines_name, std::ios_base::out); // Creates if no file exists,
// & uses default overwrite/ ios::replace.
if (fout.is_open() == false)
{ // failed to open OK!
    std::cout << "Open file " << sines_name << " failed!" << std::endl;
    return EXIT_FAILURE;
}
else
{
    std::cout << "Open file " << sines_name << " for output OK." << std::endl;
    fout << prolog << "// Table of " << sin_values.size() << " values with "
        << precision << " decimal digits precision,\n"
        << " generated by program fft_sines_table.cpp.\n" << std::endl;

    fout <<
#ifdef BOOST_NO_CXX11_HDR_ARRAY"\n"
    " static const boost::array<double, " << size << "> sines =\n"
#else"\n"
    " static const std::array<double, " << size << "> sines =\n"
#endif"\n"
    "{\n"; // 2nd { needed for some GCC compiler versions.
    fout.precision(precision);

    for (unsigned int i = 0U; ; )
    {
        fout << " " << sin_values[i];
        if (i == sin_values.size()-1)
        { // next is last value.
            fout << "\n}};\n"; // 2nd } needed for some earlier GCC compiler versions.
            break;
        }
        else
        {
            fout << ",\n";
            i++;
        }
    }

    fout.close();
    std::cout << "Close file " << sines_name << " for output OK." << std::endl;
}
```

The output file generated can be seen at [../example/sines.hpp](#)

The table output is:

The printed table is:

```
1
0.70710678118654752440084436210484903928483593768847
0.38268343236508977172845998403039886676134456248563
0.19509032201612826784828486847702224092769161775195
0.098017140329560601994195563888641845861136673167501
0.049067674327418014254954976942682658314745363025753
0.024541228522912288031734529459282925065466119239451
0.012271538285719926079408261951003212140372319591769
0.0061358846491544753596402345903725809170578863173913
0.003067956762965976270145365490919842518944610213452
0.0015339801862847656123036971502640790799548645752374
0.00076699031874270452693856835794857664314091945206328
0.00038349518757139558907246168118138126339502603496474
0.00019174759731070330743990956198900093346887403385916
9.5873799095977345870517210976476351187065612851145e-05
4.7936899603066884549003990494658872746866687685767e-05
2.3968449808418218729186577165021820094761474895673e-05
1.1984224905069706421521561596988984804731977538387e-05
5.9921124526424278428797118088908617299871778780951e-06
2.9960562263346607504548128083570598118251878683408e-06
1.4980281131690112288542788461553611206917585861527e-06
7.4901405658471572113049856673065563715595930217207e-07
3.7450702829238412390316917908463317739740476297248e-07
1.8725351414619534486882457659356361712045272098287e-07
9.3626757073098082799067286680885620193236507169473e-08
4.681337853654909269511551813854009695950362701667e-08
2.3406689268274552759505493419034844037886207223779e-08
1.1703344634137277181246213503238103798093456639976e-08
5.8516723170686386908097901008341396943900085051757e-09
2.9258361585343193579282304690689559020175857150074e-09
1.4629180792671596805295321618659637103742615227834e-09
* /
```

The output can be copied as text and readily integrated into a given source code. Alternatively, the output can be written to a text or even be used within a self-written automatic code generator as this example.

A computer algebra system can be used to verify the results obtained from Boost.Math and Boost.Multiprecision. For example, the [Wolfram Mathematica](#) computer algebra system can obtain a similar table with the command:

```
Table[N[Sin[Pi / (2^n)], 50], {n, 1, 31, 1}]
```

The [Wolfram Alpha](#) computational knowledge engine can also be used to generate this table. The same command can be pasted into the compute box.

Using with GCC's `__float128` datatype

At present support for GCC's native `__float128` datatype is extremely limited: the numeric constants will all work with that type, and that's about it. If you want to use the distributions or special functions then you will need to provide your own wrapper header that:

- Provides `std::numeric_limits<__float128>` support.
- Provides overloads of the standard library math function for type `__float128` and which forward to the `libquadmath` equivalents.

Ultimately these facilities should be provided by GCC and `libstdc++`.

Using With MPFR or GMP - High-Precision Floating-Point Library

The special functions and tools in this library can be used with [MPFR](#) (an arbitrary precision number type based on the [GNU Multiple Precision Arithmetic Library](#)), either via the bindings in [boost/math/bindings/mpfr.hpp](#), or via [boost/math/bindings/mpreal.hpp](#).

New projects are recommended to use [Boost.Multiprecision](#) with GMP/MPFR backend instead.

In order to use these bindings you will need to have installed [MPFR](#) plus its dependency the [GMP library](#). You will also need one of the two supported C++ wrappers for MPFR: [gmpfrxx](#) (or [mpfr_class](#)), or [mpfr-C++](#) ([mpreal](#)).

Unfortunately neither `mpfr_class` nor `mpreal` quite satisfy our conceptual requirements, so there is a very thin set of additional interfaces and some helper traits defined in [boost/math/bindings/mpfr.hpp](#) and [boost/math/bindings/mpreal.hpp](#) that you should use in place of including 'gmpfrxx.h' or 'mpreal.h' directly. The classes `mpfr_class` or `mpreal` are then usable unchanged once this header is included, so for example `mpfr_class`'s performance-enhancing expression templates are preserved and fully supported by this library:

```
#include <boost/math/bindings/mpfr.hpp>
#include <boost/math/special_functions/gamma.hpp>

int main()
{
    mpfr_class::set_dprec(500); // 500 bit precision
    //
    // Note that the argument to tgamma is
    // an expression template - that's just fine here.
    //
    mpfr_class v = boost::math::tgamma(sqrt(mpfr_class(2)));
    std::cout << std::setprecision(50) << v << std::endl;
}
```

Alternatively use with `mpreal` would look like:

```
#include <boost/math/bindings/mpreal.hpp>
#include <boost/math/special_functions/gamma.hpp>

int main()
{
    mpfr::mpreal::set_precision(500); // 500 bit precision
    mpfr::mpreal v = boost::math::tgamma(sqrt(mpfr::mpreal(2)));
    std::cout << std::setprecision(50) << v << std::endl;
}
```

For those functions that are based upon the [Lanczos approximation](#), the bindings defines a series of approximations with up to 61 terms and accuracy up to approximately 3e-113. This therefore sets the upper limit for accuracy to the majority of functions defined this library when used with either `mpfr_class` or `mpreal`.

There is a concept checking test program for mpfr support [here](#) and [here](#).

Using e_float Library

[Boost.Multiprecision](#) was a development from the [e_float](#) (TOMS Algorithm 910) library by Christopher Kormanyos.

`e_float` can still be used with Boost.Math library via the header:

```
<boost/math/bindings/e_float.hpp>
```

And the type `boost::math::ef::e_float`: this type is a thin wrapper class around `::e_float` which provides the necessary syntactic sugar to make everything "just work".

There is also a concept checking test program for `e_float` support [here](#).

New projects are recommended to use **Boost.Multiprecision** with `cpp_float` backend instead.

Using NTL Library

`NTL::RR` (an arbitrarily-fixed precision floating-point number type), can be used via the bindings in `boost/math/bindings/rr.hpp`. For details, see [NTL: A Library for doing Number Theory](#) by Victor Shoup.

New projects are recommended to use **Boost.Multiprecision** instead.

Unfortunately `NTL::RR` doesn't quite satisfy our conceptual requirements, so there is a very thin wrapper class `boost::math::ntl::RR` defined in `boost/math/bindings/rr.hpp` that you should use in place of `NTL::RR`. The class is intended to be a drop-in replacement for the "real" `NTL::RR` that adds some syntactic sugar to keep this library happy, plus some of the standard library functions not implemented in NTL.

For those functions that are based upon the [Lanczos approximation](#), the bindings defines a series of approximations with up to 61 terms and accuracy up to approximately $3e-113$. This therefore sets the upper limit for accuracy to the majority of functions defined this library when used with `NTL::RR`.

There is a concept checking test program for NTL support [here](#).

Using without expression templates for Boost.Test and others

As noted in the [Boost.Multiprecision](#) documentation, certain program constructs will not compile when using expression templates. One example that many users may encounter is Boost.Test (1.54 and earlier) when using macro `BOOST_CHECK_CLOSE` and `BOOST_CHECK_CLOSE_FRACTION`.

If, for example, you wish to use any multiprecision type like `cpp_dec_float_50` in place of `double` to give more precision, you will need to override the default `boost::multiprecision::et_on` with `boost::multiprecision::et_off`.

```
#include <boost/multiprecision/cpp_dec_float.hpp>
```

To define a 50 decimal digit type using `cpp_dec_float`, you must pass two template parameters to `boost::multiprecision::number`.

It may be more legible to use a two-staged type definition such as this:

```
typedef boost::multiprecision::cpp_dec_float<50> mp_backend;
typedef boost::multiprecision::number<mp_backend, boost::multiprecision::et_off> cpp_dec_float_50_noet;
```

Here, we first define `mp_backend` as `cpp_dec_float` with 50 digits. The second step passes this backend to `boost::multiprecision::number` with `boost::multiprecision::et_off`, an enumerated type.

```
typedef boost::multiprecision::number<boost::multiprecision::cpp_dec_float<50>, boost::multiprecision::et_off>
cpp_dec_float_50_noet;
```

You can reduce typing with a `using` directive using `namespace boost::multiprecision;` if desired, as shown below.

```
using namespace boost::multiprecision;

typedef number<cpp_dec_float<50>, et_off> cpp_dec_float_50_noet;
```

Now `cpp_dec_float_50_noet` can be used as a direct replacement for built-in types like `double` etc.

```
BOOST_AUTO_TEST_CASE(cpp_float_test_check_close)
{
    std::cout.precision(std::numeric_limits<cpp_dec_float_50_noet>::digits10); // All significant ↴
    digits.
    std::cout << std::showpoint << std::endl; // Show trailing zeros.

    cpp_dec_float_50_noet a ("1.");
    cpp_dec_float_50_noet b ("1.");
    b += std::numeric_limits<cpp_dec_float_50_noet>::epsilon(); // Increment least significant ↴
    decimal digit.

    cpp_dec_float_50_noet eps = std::numeric_limits<cpp_dec_float_50_noet>::epsilon();

    std::cout << "a = " << a << ",\nb = " << b << ",\neps = " << eps << std::endl;

    BOOST_CHECK_CLOSE(a, b, eps * 100); // Expected to pass (because tolerance is as percent).
    BOOST_CHECK_CLOSE_FRACTION(a, b, eps); // Expected to pass (because tolerance is as fraction).
```

Using `cpp_dec_float_50` with the default expression template use switched on, the compiler error message for `BOOST_CHECK_CLOSE_FRACTION(a, b, eps);` would be:

```
// failure floating_point_comparison.hpp(59): error C2440: 'static_cast' :
// cannot convert from 'int' to 'boost::multiprecision::detail::expres↴
sion<tag,Arg1,Arg2,Arg3,Arg4>'
```

A full example code is at [test_cpp_float_close_fraction.cpp](#)

Conceptual Requirements for Real Number Types

The functions, and statistical distributions in this library can be used with any type *RealType* that meets the conceptual requirements given below. All the built-in floating-point types will meet these requirements. User-defined types that meet the requirements can also be used.

For example, with a [thin wrapper class](#) one of the types provided with [NTL \(RR\)](#) can be used. But now that [Boost.Multiprecision](#) library is available, this has become the reference real number type.

Submissions of binding to other extended precision types would also still be welcome.

The guiding principal behind these requirements is that a *RealType* behaves just like a built-in floating-point type.

Basic Arithmetic Requirements

These requirements are common to all of the functions in this library.

In the following table *r* is an object of type `RealType`, *cr* and *cr2* are objects of type `const RealType`, and *ca* is an object of type `const arithmetic-type` (arithmetic types include all the built in integers and floating point types).

Expression	Result Type	Notes
<code>RealType(cr)</code>	<code>RealType</code>	<code>RealType</code> is copy constructible.
<code>RealType(ca)</code>	<code>RealType</code>	<code>RealType</code> is copy constructible from the arithmetic types.
<code>r = cr</code>	<code>RealType&</code>	Assignment operator.
<code>r = ca</code>	<code>RealType&</code>	Assignment operator from the arithmetic types.
<code>r += cr</code>	<code>RealType&</code>	Adds <code>cr</code> to <code>r</code> .
<code>r += ca</code>	<code>RealType&</code>	Adds <code>ar</code> to <code>r</code> .
<code>r -= cr</code>	<code>RealType&</code>	Subtracts <code>cr</code> from <code>r</code> .
<code>r -= ca</code>	<code>RealType&</code>	Subtracts <code>ca</code> from <code>r</code> .
<code>r *= cr</code>	<code>RealType&</code>	Multiplies <code>r</code> by <code>cr</code> .
<code>r *= ca</code>	<code>RealType&</code>	Multiplies <code>r</code> by <code>ca</code> .
<code>r /= cr</code>	<code>RealType&</code>	Divides <code>r</code> by <code>cr</code> .
<code>r /= ca</code>	<code>RealType&</code>	Divides <code>r</code> by <code>ca</code> .
<code>-r</code>	<code>RealType</code>	Unary Negation.
<code>+r</code>	<code>RealType&</code>	Identity Operation.
<code>cr + cr2</code>	<code>RealType</code>	Binary Addition
<code>cr + ca</code>	<code>RealType</code>	Binary Addition
<code>ca + cr</code>	<code>RealType</code>	Binary Addition
<code>cr - cr2</code>	<code>RealType</code>	Binary Subtraction
<code>cr - ca</code>	<code>RealType</code>	Binary Subtraction
<code>ca - cr</code>	<code>RealType</code>	Binary Subtraction
<code>cr * cr2</code>	<code>RealType</code>	Binary Multiplication
<code>cr * ca</code>	<code>RealType</code>	Binary Multiplication
<code>ca * cr</code>	<code>RealType</code>	Binary Multiplication
<code>cr / cr2</code>	<code>RealType</code>	Binary Subtraction
<code>cr / ca</code>	<code>RealType</code>	Binary Subtraction
<code>ca / cr</code>	<code>RealType</code>	Binary Subtraction
<code>cr == cr2</code>	<code>bool</code>	Equality Comparison

Expression	Result Type	Notes
<code>cr == ca</code>	bool	Equality Comparison
<code>ca == cr</code>	bool	Equality Comparison
<code>cr != cr2</code>	bool	Inequality Comparison
<code>cr != ca</code>	bool	Inequality Comparison
<code>ca != cr</code>	bool	Inequality Comparison
<code>cr <= cr2</code>	bool	Less than equal to.
<code>cr <= ca</code>	bool	Less than equal to.
<code>ca <= cr</code>	bool	Less than equal to.
<code>cr >= cr2</code>	bool	Greater than equal to.
<code>cr >= ca</code>	bool	Greater than equal to.
<code>ca >= cr</code>	bool	Greater than equal to.
<code>cr < cr2</code>	bool	Less than comparison.
<code>cr < ca</code>	bool	Less than comparison.
<code>ca < cr</code>	bool	Less than comparison.
<code>cr > cr2</code>	bool	Greater than comparison.
<code>cr > ca</code>	bool	Greater than comparison.
<code>ca > cr</code>	bool	Greater than comparison.
<code>boost::math::tools::digits<RealType>()</code>	int	The number of digits in the significand of RealType.
<code>boost::math::tools::max_value<RealType>()</code>	RealType	The largest representable number by type RealType.
<code>boost::math::tools::min_value<RealType>()</code>	RealType	The smallest representable number by type RealType.
<code>boost::math::tools::log_max_value<RealType>()</code>	RealType	The natural logarithm of the largest representable number by type RealType.
<code>boost::math::tools::log_min_value<RealType>()</code>	RealType	The natural logarithm of the smallest representable number by type RealType.
<code>boost::math::tools::epsilon<RealType>()</code>	RealType	The machine epsilon of RealType.

Note that:

1. The functions `log_max_value` and `log_min_value` can be synthesised from the others, and so no explicit specialisation is required.

2. The function `epsilon` can be synthesised from the others, so no explicit specialisation is required provided the precision of `RealType` does not vary at runtime (see the header [boost/math/bindings/rr.hpp](#) for an example where the precision does vary at runtime).
3. The functions `digits`, `max_value` and `min_value`, all get synthesised automatically from `std::numeric_limits`. However, if `numeric_limits` is not specialised for type `RealType`, then you will get a compiler error when code tries to use these functions, *unless* you explicitly specialise them. For example if the precision of `RealType` varies at runtime, then `numeric_limits` support may not be appropriate, see [boost/math/bindings/rr.hpp](#) for examples.



Warning

If `std::numeric_limits<>` is **not specialized** for type *RealType* then the default float precision of 6 decimal digits will be used by other Boost programs including:

Boost.Test: giving misleading error messages like

"difference between {9.79796} and {9.79796} exceeds 5.42101e-19%".

Boost.LexicalCast and Boost.Serialization when converting the number to a string, causing potentially serious loss of accuracy on output.

Although it might seem obvious that `RealType` should require `std::numeric_limits` to be specialized, this is not sensible for `NTL::RR` and similar classes where the number of digits is a runtime parameter (where as for `numeric_limits` it has to be fixed at compile time).

Standard Library Support Requirements

Many (though not all) of the functions in this library make calls to standard library functions, the following table summarises the requirements. Note that most of the functions in this library will only call a small subset of the functions listed here, so if in doubt whether a user defined type has enough standard library support to be useable the best advise is to try it and see!

In the following table *r* is an object of type `RealType`, *cr1* and *cr2* are objects of type `const RealType`, and *i* is an object of type `int`.

Expression	Result Type
<code>fabs(cr1)</code>	<code>RealType</code>
<code>abs(cr1)</code>	<code>RealType</code>
<code>ceil(cr1)</code>	<code>RealType</code>
<code>floor(cr1)</code>	<code>RealType</code>
<code>exp(cr1)</code>	<code>RealType</code>
<code>pow(cr1, cr2)</code>	<code>RealType</code>
<code>sqrt(cr1)</code>	<code>RealType</code>
<code>log(cr1)</code>	<code>RealType</code>
<code>frexp(cr1, &i)</code>	<code>RealType</code>
<code>ldexp(cr1, i)</code>	<code>RealType</code>
<code>cos(cr1)</code>	<code>RealType</code>
<code>sin(cr1)</code>	<code>RealType</code>
<code>asin(cr1)</code>	<code>RealType</code>
<code>tan(cr1)</code>	<code>RealType</code>
<code>atan(cr1)</code>	<code>RealType</code>
<code>fmod(cr1)</code>	<code>RealType</code>
<code>round(cr1)</code>	<code>RealType</code>
<code>iround(cr1)</code>	<code>int</code>
<code>trunc(cr1)</code>	<code>RealType</code>
<code>itrunc(cr1)</code>	<code>int</code>

Note that the table above lists only those standard library functions known to be used (or likely to be used in the near future) by this library. The following functions: `acos`, `atan2`, `fmod`, `cosh`, `sinh`, `tanh`, `log10`, `lround`, `llround`, `ltrunc`, `lltrunc` and `modf` are not currently used, but may be if further special functions are added.

Note that the `round`, `trunc` and `modf` functions are not part of the current C++ standard: they are part of the additions added to C99 which will likely be in the next C++ standard. There are Boost versions of these provided as a backup, and the functions are always called unqualified so that argument-dependent-lookup can take place.

In addition, for efficient and accurate results, a [Lanczos approximation](#) is highly desirable. You may be able to adapt an existing approximation from [boost/math/special_functions/lanczos.hpp](#) or [boost/math/bindings/detail/big_lanczos.hpp](#): in the former case you will need change `static_cast`'s to `lexical_cast`'s, and the constants to *strings* (in order to ensure the coefficients aren't truncated to long double) and then specialise `lanczos_traits` for type `T`. Otherwise you may have to hack [libs/math/tools/lanczos_generator.cpp](#) to find a suitable approximation for your `RealType`. The code will still compile if you don't do this, but both accuracy and efficiency will be greatly compromised in any function that makes use of the gamma/beta/erf family of functions.

Conceptual Requirements for Distribution Types

A *DistributionType* is a type that implements the following conceptual requirements, and encapsulates a statistical distribution.

Please note that this documentation should not be used as a substitute for the [reference documentation](#), and [tutorial](#) of the statistical distributions.

In the following table, *d* is an object of type `DistributionType`, *cd* is an object of type `const DistributionType` and *cr* is an object of a type convertible to `RealType`.

Expression	Result Type	Notes
DistributionType::value_type	RealType	The real-number type <i>RealType</i> upon which the distribution operates.
DistributionType::policy_type	RealType	The Policy to use when evaluating functions that depend on this distribution.
d = cd	Distribution&	Distribution types are assignable.
Distribution(cd)	Distribution	Distribution types are copy constructible.
pdf(cd, cr)	RealType	Returns the PDF of the distribution.
cdf(cd, cr)	RealType	Returns the CDF of the distribution.
cdf(complement(cd, cr))	RealType	Returns the complement of the CDF of the distribution, the same as: <code>1 - cdf(cd, cr)</code>
quantile(cd, cr)	RealType	Returns the quantile (or percentile) of the distribution.
quantile(complement(cd, cr))	RealType	Returns the quantile (or percentile) of the distribution, starting from the complement of the probability, the same as: <code>quantile(cd, 1 - cr)</code>
chf(cd, cr)	RealType	Returns the cumulative hazard function of the distribution.
hazard(cd, cr)	RealType	Returns the hazard function of the distribution.
kurtosis(cd)	RealType	Returns the kurtosis of the distribution.
kurtosis_excess(cd)	RealType	Returns the kurtosis excess of the distribution.
mean(cd)	RealType	Returns the mean of the distribution.
mode(cd)	RealType	Returns the mode of the distribution.
skewness(cd)	RealType	Returns the skewness of the distribution.
standard_deviation(cd)	RealType	Returns the standard deviation of the distribution.
variance(cd)	RealType	Returns the variance of the distribution.

Conceptual Archetypes for Reals and Distributions

There are a few concept archetypes available:

- Real concept for floating-point types.
- distribution Concept for statistical distributions.

Real concept

`std_real_concept` is an archetype for the `Real` types, including the built-in float, double, long double.

```
#include <boost/concepts/std_real_concept.hpp>
```

```
namespace boost{
namespace math{
namespace concepts
{
    class std_real_concept;
}
}} // namespaces
```

The main purpose in providing this type is to verify that standard library functions are found via a using declaration - bringing those functions into the current scope - and not just because they happen to be in global scope.

In order to ensure that a call to say `pow` can be found either via argument dependent lookup, or failing that then in the `std` namespace: all calls to standard library functions are unqualified, with the `std::` versions found via a `using` declaration to make them visible in the current scope. Unfortunately it's all too easy to forget the `using` declaration, and call the double version of the function that happens to be in the global scope by mistake.

For example if the code calls `::pow` rather than `std::pow`, the code will cleanly compile, but truncation of long doubles to double will cause a significant loss of precision. In contrast a template instantiated with `std_real_concept` will **only** compile if the all the standard library functions used have been brought into the current scope with a using declaration.

Testing the real concept

There is a test program `libs/math/test/std_real_concept_check.cpp` that instantiates every template in this library with type `std_real_concept` to verify its usage of standard library functions.

```
#include <boost/math/concepts/real_concept.hpp>
```

```
namespace boost{
namespace math{
namespace concepts{

class real_concept;

}} // namespaces
```

`real_concept` is an archetype for [user defined real types](#), it declares its standard library functions in its own namespace: these will only be found if they are called unqualified allowing argument dependent lookup to locate them. In addition this type is useable at runtime: this allows code that would not otherwise be exercised by the built-in floating point types to be tested. There is no `std::numeric_limits<>` support for this type, since `numeric_limits` is not a conceptual requirement for [RealTypes](#).

NTL RR is an example of a type meeting the requirements that this type models, but note that use of a thin wrapper class is required: refer to "[Using With NTL - a High-Precision Floating-Point Library](#)".

There is no specific test case for type `real_concept`, instead, since this type is usable at runtime, each individual test case as well as testing `float`, `double` and `long double`, also tests `real_concept`.

Distribution Concept

Distribution Concept models statistical distributions.

```
#include <boost/math/concepts/distribution.hpp>
```

```
namespace boost{
namespace math{
namespace concepts
{
    template <class RealType>
    class distribution_archetype;

    template <class Distribution>
    struct DistributionConcept;

}} // namespaces
```

The class template `distribution_archetype` is a model of the [Distribution concept](#).

The class template `DistributionConcept` is a [concept checking class](#) for distribution types.

Testing the distribution concept

The test program [distribution_concept_check.cpp](#) is responsible for using `DistributionConcept` to verify that all the distributions in this library conform to the [Distribution concept](#).

The class template `DistributionConcept` verifies the existence (but not proper function) of the non-member accessors required by the [Distribution concept](#). These are checked by calls like

```
v = pdf(dist, x); // (Result v is ignored).
```

And in addition, those that accept two arguments do the right thing when the arguments are of different types (the result type is always the same as the distribution's `value_type`). (This is implemented by some additional forwarding-functions in `derived_accessors.hpp`, so that there is no need for any code changes. Likewise boilerplate versions of the `hazard/chf/coefficient_of_variation` functions are implemented in there too.)

Policies: Controlling Precision, Error Handling etc

Policy Overview

Policies are a powerful fine-grain mechanism that allow you to customise the behaviour of this library according to your needs. There is more information available in the [policy tutorial](#) and the [policy reference](#).

Generally speaking, unless you find that the [default policy behaviour](#) when encountering 'bad' argument values does not meet your needs, you should not need to worry about policies.

Policies are a compile-time mechanism that allow you to change error-handling or calculation precision either program wide, or at the call site.

Although the policy mechanism itself is rather complicated, in practice it is easy to use, and very flexible.

Using policies you can control:

- [How results from 'bad' arguments are handled](#), including those that cannot be fully evaluated.
- How [accuracy is controlled by internal promotion](#) to use more precise types.
- What working [precision](#) should be used to calculate results.
- What to do when a [mathematically undefined function](#) is used: Should this raise a run-time or compile-time error?
- Whether [discrete functions](#), like the binomial, should return real or only integral values, and how they are rounded.
- How many iterations a special function is permitted to perform in a series evaluation or root finding algorithm before it gives up and raises an [evaluation_error](#).

You can control policies:

- Using [macros](#) to change any default policy: this is the preferred method for installation wide policies.
- At your chosen [namespace scope](#) for distributions and/or functions: this is the preferred method for project, namespace, or translation unit scope policies.
- In an ad-hoc manner [by passing a specific policy to a special function](#), or to a [statistical distribution](#).

Policy Tutorial

So Just What is a Policy Anyway?

A policy is a compile-time mechanism for customising the behaviour of a special function, or a statistical distribution. With Policies you can control:

- What action to take when an error occurs.
- What happens when you call a function that is mathematically undefined (for example, if you ask for the mean of a Cauchy distribution).
- What happens when you ask for a quantile of a discrete distribution.
- Whether the library is allowed to internally promote `float` to `double` and `double` to `long double` in order to improve precision.
- What precision to use when calculating the result.

Some of these policies could arguably be runtime variables, but then we couldn't use compile-time dispatch internally to select the best evaluation method for the given policies.

For this reason a Policy is a *type*: in fact it's an instance of the class template `boost::math::policies::policy<>`. This class is just a compile-time-container of user-selected policies (sometimes called a type-list):

```
using namespace boost::math::policies;
//
// Define a policy that sets ::errno on overflow, and does
// not promote double to long double internally:
//
typedef policy<domain_error<errno_on_error>, promote_double<false> > mypolicy;
```

Policies Have Sensible Defaults

Most of the time you can just ignore the policy framework.

**The defaults for the various policies are as follows, if these work OK for you then you can stop reading now!*

Domain Error	Throws a <code>std::domain_error</code> exception.
Pole Error	Occurs when a function is evaluated at a pole: throws a <code>std::domain_error</code> exception.
Overflow Error	Throws a <code>std::overflow_error</code> exception.
Underflow	Ignores the underflow, and returns zero.
Denormalised Result	Ignores the fact that the result is denormalised, and returns it.
Rounding Error	Throws a <code>boost::math::rounding_error</code> exception.
Internal Evaluation Error	Throws a <code>boost::math::evaluation_error</code> exception.
Indeterminate Result Error	Returns a result that depends on the function where the error occurred.
Promotion of float to double	Does occur by default - gives full float precision results.
Promotion of double to long double	Does occur by default if long double offers more precision than double.
Precision of Approximation Used	By default uses an approximation that will result in the lowest level of error for the type of the result.

Behaviour of Discrete Quantiles

The quantile function will by default return an integer result that has been *rounded outwards*. That is to say lower quantiles (where the probability is less than 0.5) are rounded downward, and upper quantiles (where the probability is greater than 0.5) are rounded upwards. This behaviour ensures that if an X% quantile is requested, then *at least* the requested coverage will be present in the central region, and *no more than* the requested coverage will be present in the tails.

This behaviour can be changed so that the quantile functions are rounded differently, or even return a real-valued result using [Policies](#). It is strongly recommended that you read the tutorial [Understanding Quantiles of Discrete Distributions](#) before using the quantile function on a discrete distribution. The [reference docs](#) describe how to change the rounding policy for these distributions.

What's more, if you define your own policy type, then it automatically inherits the defaults for any policies not explicitly set, so given:

```
using namespace boost::math::policies;
//
// Define a policy that sets ::errno on overflow, and does
// not promote double to long double internally:
//
typedef policy<domain_error<errno_on_error>, promote_double<false> > mypolicy;
```

then `mypolicy` defines a policy where only the overflow error handling and double-promotion policies differ from the defaults.

So How are Policies Used Anyway?

The details follow later, but basically policies can be set by either:

- Defining some macros that change the default behaviour: **this is the recommended method for setting installation-wide policies**.
- By instantiating a distribution object with an explicit policy: this is mainly reserved for ad hoc policy changes.
- By passing a policy to a special function as an optional final argument: this is mainly reserved for ad hoc policy changes.
- By using some helper macros to define a set of functions or distributions in the current namespace that use a specific policy: **this is the recommended method for setting policies on a project- or translation-unit-wide basis**.

The following sections introduce these methods in more detail.

Changing the Policy Defaults

The default policies used by the library are changed by the usual configuration macro method.

For example, passing `-DBOOST_MATH_DOMAIN_ERROR_POLICY=errno_on_error` to your compiler will cause domain errors to set `::errno` and return a NaN rather than the usual default behaviour of throwing a `std::domain_error` exception.



Tip

For Microsoft Visual Studio, you can add to the Project Property Page, C/C++, Preprocessor, Preprocessor definitions like:

```
BOOST_MATH_ASSERT_UNDEFINED_POLICY=0
BOOST_MATH_OVERFLOW_ERROR_POLICY=errno_on_error
```

This may be helpful to avoid complications with pre-compiled headers that may mean that the equivalent definitions in source code:

```
#define BOOST_MATH_ASSERT_UNDEFINED_POLICY false
#define BOOST_MATH_OVERFLOW_ERROR_POLICY errno_on_error
```

may be ignored.

The compiler command line shows:

```
/D "BOOST_MATH_ASSERT_UNDEFINED_POLICY=0"
/D "BOOST_MATH_OVERFLOW_ERROR_POLICY=errno_on_error"
```

There is however a very important caveat to this:



Important

Default policies changed by setting configuration macros must be changed uniformly in every translation unit in the program.

Failure to follow this rule may result in violations of the "One Definition Rule (ODR)" and result in unpredictable program behaviour.

That means there are only two safe ways to use these macros:

- Edit them in [boost/math/tools/user.hpp](#), so that the defaults are set on an installation-wide basis. Unfortunately this may not be convenient if you are using a pre-installed Boost distribution (on Linux for example).
- Set the defines in your project's Makefile or build environment, so that they are set uniformly across all translation units.

What you should **not** do is:

- Set the defines in the source file using `#define` as doing so almost certainly will break your program, unless you're absolutely certain that the program is restricted to a single translation unit.

And, yes, you will find examples in our test programs where we break this rule: but only because we know there will always be a single translation unit only: *don't say that you weren't warned!*

[error_handling_example]

Setting Policies for Distributions on an Ad Hoc Basis

All of the statistical distributions in this library are class templates that accept two template parameters: real type (float, double ...) and policy (how to handle exceptional events), both with sensible defaults, for example:

```
namespace boost{ namespace math{

template <class RealType = double, class Policy = policies::policy<> >
class fisher_f_distribution;

typedef fisher_f_distribution<> fisher_f;

}}
```

This policy gets used by all the accessor functions that accept a distribution as an argument, and forwarded to all the functions called by these. So if you use the shorthand-typedef for the distribution, then you get double precision arithmetic and all the default policies.

However, say for example we wanted to evaluate the quantile of the binomial distribution at float precision, without internal promotion to double, and with the result rounded to the *nearest* integer, then here's how it can be done:

```
#include <boost/math/distributions/binomial.hpp>
using boost::math::binomial_distribution;

// Begin by defining a policy type, that gives the behaviour we want:

//using namespace boost::math::policies; or explicitly
using boost::math::policies::policy;

using boost::math::policies::promote_float;
using boost::math::policies::discrete_quantile;
using boost::math::policies::integer_round_nearest;

typedef policy<
    promote_float<false>, // Do not promote to double.
    discrete_quantile<integer_round_nearest> // Round result to nearest integer.
> mypolicy;
//
// Then define a new distribution that uses it:
typedef boost::math::binomial_distribution<float, mypolicy> mybinom;

// And now use it to get the quantile:

int main()
{
    cout << "quantile(mybinom(200, 0.25), 0.05) is: " <<
        quantile(mybinom(200, 0.25), 0.05) << endl;
}
```

Which outputs:

```
quantile is: 40
```

Changing the Policy on an Ad Hoc Basis for the Special Functions

All of the special functions in this library come in two overloaded forms, one with a final "policy" parameter, and one without. For example:

```
namespace boost{ namespace math{  
  
    template <class RealType, class Policy>  
    RealType tgamma(RealType, const Policy&);  
  
    template <class RealType>  
    RealType tgamma(RealType);  
  
}} // namespaces
```

Normally, the second version is just a forwarding wrapper to the first like this:

```
template <class RealType>  
inline RealType tgamma(RealType x)  
{  
    return tgamma(x, policies::policy<>());  
}
```

So calling a special function with a specific policy is just a matter of defining the policy type to use and passing it as the final parameter. For example, suppose we want `tgamma` to behave in a C-compatible fashion and set `::errno` when an error occurs, and never throw an exception:

```

#include <boost/math/special_functions/gamma.hpp>
using boost::math::tgamma;

// Define the policy to use:
using namespace boost::math::policies; // may be convenient, or

using boost::math::policies::policy;
// Types of error whose action can be altered by policies:
using boost::math::policies::evaluation_error;
using boost::math::policies::domain_error;
using boost::math::policies::overflow_error;
using boost::math::policies::domain_error;
using boost::math::policies::pole_error;
// Actions on error (in enum error_policy_type):
using boost::math::policies::errno_on_error;
using boost::math::policies::ignore_error;
using boost::math::policies::throw_on_error;
using boost::math::policies::user_error;

typedef policy<
    domain_error<errno_on_error>,
    pole_error<errno_on_error>,
    overflow_error<errno_on_error>,
    evaluation_error<errno_on_error>
> c_policy;
//
// Now use the policy when calling tgamma:

// http://msdn.microsoft.com/en-us/library/t3ayayh1.aspx
// Microsoft errno declared in STDLIB.H as "extern int errno;"

int main()
{
    errno = 0; // Reset.
    cout << "Result of tgamma(30000) is: "
        << tgamma(30000, c_policy()) << endl; // Too big parameter
    cout << "errno = " << errno << endl; // errno 34 Numerical result out of range.
    cout << "Result of tgamma(-10) is: "
        << boost::math::tgamma(-10, c_policy()) << endl; // Negative parameter.
    cout << "errno = " << errno << endl; // error 33 Numerical argument out of domain.
} // int main()

```

which outputs:

```

Result of tgamma(30000) is: 1.#INF
errno = 34
Result of tgamma(-10) is: 1.#QNAN
errno = 33

```

Alternatively, for ad hoc use, we can use the `make_policy` helper function to create a policy for us: this usage is more verbose, so is probably only preferred when a policy is going to be used once only:

```

#include <boost/math/special_functions/gamma.hpp>
using boost::math::tgamma;

int main()
{
    // using namespace boost::math::policies; // or
    using boost::math::policies::errno_on_error;
    using boost::math::policies::make_policy;
    using boost::math::policies::pole_error;
    using boost::math::policies::domain_error;
    using boost::math::policies::overflow_error;
    using boost::math::policies::evaluation_error;

    errno = 0;
    std::cout << "Result of tgamma(30000) is: "
        << boost::math::tgamma(
            30000,
            make_policy(
                domain_error<errno_on_error>(),
                pole_error<errno_on_error>(),
                overflow_error<errno_on_error>(),
                evaluation_error<errno_on_error>()
            )
        ) << std::endl;
    // Check errno was set:
    std::cout << "errno = " << errno << std::endl;
    // and again with evaluation at a pole:
    std::cout << "Result of tgamma(-10) is: "
        << boost::math::tgamma(
            -10,
            make_policy(
                domain_error<errno_on_error>(),
                pole_error<errno_on_error>(),
                overflow_error<errno_on_error>(),
                evaluation_error<errno_on_error>()
            )
        ) << std::endl;
    // Check errno was set:
    std::cout << "errno = " << errno << std::endl;
}

```

Setting Policies at Namespace or Translation Unit Scope

Sometimes what you want to do is just change a set of policies within the current scope: **the one thing you should not do in this situation is use the configuration macros**, as this can lead to "One Definition Rule" violations. Instead this library provides a pair of macros especially for this purpose.

Let's consider the special functions first: we can declare a set of forwarding functions that all use a specific policy using the macro `BOOST_MATH_DECLARE_SPECIAL_FUNCTIONS(Policy)`. This macro should be used either inside a unique namespace set aside for the purpose (for example, a C namespace for a C-style policy), or an unnamed namespace if you just want the functions visible in global scope for the current file only.

Suppose we want `C::foo()` to behave in a C-compatible way and set `::errno` on error rather than throwing any exceptions.

We'll begin by including the needed header for our function:

```

#include <boost/math/special_functions.hpp>
//using boost::math::tgamma; // Not needed because using C::tgamma.

```

Open up the "C" namespace that we'll use for our functions, and define the policy type we want: in this case a C-style one that sets `errno` and returns a standard value, rather than throwing exceptions.

Any policies we don't specify here will inherit the defaults.

```
namespace C
{ // To hold our C-style policy.
  //using namespace boost::math::policies; or explicitly:
  using boost::math::policies::policy;

  using boost::math::policies::domain_error;
  using boost::math::policies::pole_error;
  using boost::math::policies::overflow_error;
  using boost::math::policies::evaluation_error;
  using boost::math::policies::errno_on_error;

  typedef policy<
    domain_error<errno_on_error>,
    pole_error<errno_on_error>,
    overflow_error<errno_on_error>,
    evaluation_error<errno_on_error>
  > c_policy;
```

All we need do now is invoke the `BOOST_MATH_DECLARE_SPECIAL_FUNCTIONS` macro passing our policy type `c_policy` as the single argument:

```
BOOST_MATH_DECLARE_SPECIAL_FUNCTIONS(c_policy)

} // close namespace C
```

We now have a set of forwarding functions defined in namespace C that all look something like this:

```
template <class RealType>
inline typename boost::math::tools::promote_args<RT>::type
  tgamma(RT z)
{
  return boost::math::tgamma(z, c_policy());
}
```

So that when we call `C::tgamma(z)`, we really end up calling `boost::math::tgamma(z, C::c_policy())`:

```
int main()
{
  errno = 0;
  cout << "Result of tgamma(30000) is: "
    << C::tgamma(30000) << endl; // Note using C::tgamma
  cout << "errno = " << errno << endl; // errno = 34
  cout << "Result of tgamma(-10) is: "
    << C::tgamma(-10) << endl;
  cout << "errno = " << errno << endl; // errno = 33, overwriting previous value of 34.
}
```

Which outputs:

```
Result of C::tgamma(30000) is: 1.#INF
errno = 34
Result of C::tgamma(-10) is: 1.#QNAN
errno = 33
```

This mechanism is particularly useful when we want to define a project-wide policy, and don't want to modify the Boost source, or to set project wide build macros (possibly fragile and easy to forget).

The same mechanism works well at file scope as well, by using an unnamed namespace, we can ensure that these declarations don't conflict with any alternate policies present in other translation units:

```
#include <boost/math/special_functions.hpp>
// using boost::math::tgamma; // Would create an ambiguity between
// 'double boost::math::tgamma<int>(T)' and
// 'double 'anonymous-namespace':tgamma<int>(RT)'.

namespace
{ // unnamed

using namespace boost::math::policies;

typedef policy<
    domain_error<errno_on_error>,
    pole_error<errno_on_error>,
    overflow_error<errno_on_error>,
    evaluation_error<errno_on_error>
> c_policy;

BOOST_MATH_DECLARE_SPECIAL_FUNCTIONS(c_policy)
```

So that when we call `tgamma(z)`, we really end up calling `boost::math::tgamma(z, anonymous-namespace::c_policy())`.

```
} // close unnamed namespace

int main()
{
    errno = 0;
    cout << "Result of tgamma(30000) is: "
        << tgamma(30000) << endl;
    // tgamma in unnamed namespace in this translation unit (file) only.
    cout << "errno = " << errno << endl;
    cout << "Result of tgamma(-10) is: "
        << tgamma(-10) << endl;
    cout << "errno = " << errno << endl;
    // Default tgamma policy would throw an exception, and abort.
}
```

Handling policies for the statistical distributions is very similar except that now the macro `BOOST_MATH_DECLARE_DISTRIBUTIONS` accepts two parameters: the floating point type to use, and the policy type to apply. For example:

```
BOOST_MATH_DECLARE_DISTRIBUTIONS(double, mypolicy)
```

Results a set of typedefs being defined like this:

```
typedef boost::math::normal_distribution<double, mypolicy> normal;
```

The name of each typedef is the same as the name of the distribution class template, but without the `"_distribution"` suffix.

Suppose we want a set of distributions to behave as follows:

- Return infinity on overflow, rather than throwing an exception.
- Don't perform any promotion from double to long double internally.

- Return the closest integer result from the quantiles of discrete distributions.

We'll begin by including the needed header for all the distributions:

```
#include <boost/math/distributions.hpp>
```

Open up an appropriate namespace, calling it `my_distributions`, for our distributions, and define the policy type we want. Any policies we don't specify here will inherit the defaults:

```
namespace my_distributions
{
    using namespace boost::math::policies;
    // using boost::math::policies::errno_on_error; // etc.

    typedef policy<
        // return infinity and set errno rather than throw:
        overflow_error<errno_on_error>,
        // Don't promote double -> long double internally:
        promote_double<false>,
        // Return the closest integer result for discrete quantiles:
        discrete_quantile<integer_round_nearest>
    > my_policy;
```

All we need do now is invoke the `BOOST_MATH_DECLARE_DISTRIBUTIONS` macro passing the floating point type `double` and policy types `my_policy` as arguments:

```
BOOST_MATH_DECLARE_DISTRIBUTIONS(double, my_policy)

} // close namespace my_namespace
```

We now have a set of typedefs defined in namespace `my_distributions` that all look something like this:

```
typedef boost::math::normal_distribution<double, my_policy> normal;
typedef boost::math::cauchy_distribution<double, my_policy> cauchy;
typedef boost::math::gamma_distribution<double, my_policy> gamma;
// etc
```

So that when we use `my_distributions::normal` we really end up using `boost::math::normal_distribution<double, my_policy>`:

```
int main()
{
    // Construct distribution with something we know will overflow
    // (using double rather than if promoted to long double):
    my_distributions::normal norm(10, 2);

    errno = 0;
    cout << "Result of quantile(norm, 0) is: "
        << quantile(norm, 0) << endl; // -infinity.
    cout << "errno = " << errno << endl;
    errno = 0;
    cout << "Result of quantile(norm, 1) is: "
        << quantile(norm, 1) << endl; // +infinity.
    cout << "errno = " << errno << endl;

    // Now try a discrete distribution.
    my_distributions::binomial binom(20, 0.25);
    cout << "Result of quantile(binom, 0.05) is: "
        << quantile(binom, 0.05) << endl; // To check we get integer results.
    cout << "Result of quantile(complement(binom, 0.05)) is: "
        << quantile(complement(binom, 0.05)) << endl;
}
```

Which outputs:

```
Result of quantile(norm, 0) is: -1.#INF
errno = 34
Result of quantile(norm, 1) is: 1.#INF
errno = 34
Result of quantile(binom, 0.05) is: 1
Result of quantile(complement(binom, 0.05)) is: 8
```

This mechanism is particularly useful when we want to define a project-wide policy, and don't want to modify the Boost source or set project wide build macros (possibly fragile and easy to forget).



Note

There is an important limitation to note: you can **not* use the macros `BOOST_MATH_DECLARE_DISTRIBUTIONS` and `BOOST_MATH_DECLARE_SPECIAL_FUNCTIONS` *in the same namespace**, as doing so creates ambiguities between functions and distributions of the same name.

As before, the same mechanism works well at file scope as well: by using an unnamed namespace, we can ensure that these declarations don't conflict with any alternate policies present in other translation units:

```

#include <boost/math/distributions.hpp> // All distributions.
// using boost::math::normal; // Would create an ambiguity between
// boost::math::normal_distribution<RealType> boost::math::normal and
// 'anonymous-namespace'::normal'.

namespace
{ // anonymous or unnamed (rather than named as in policy_eg_6.cpp).

    using namespace boost::math::policies;
    // using boost::math::policies::errno_on_error; // etc.
    typedef policy<
        // return infinity and set errno rather than throw:
        overflow_error<errno_on_error>,
        // Don't promote double -> long double internally:
        promote_double<false>,
        // Return the closest integer result for discrete quantiles:
        discrete_quantile<integer_round_nearest>
    > my_policy;

    BOOST_MATH_DECLARE_DISTRIBUTIONS(double, my_policy)

} // close namespace my_namespace

int main()
{
    // Construct distribution with something we know will overflow.
    normal norm(10, 2); // using 'anonymous-namespace'::normal
    errno = 0;
    cout << "Result of quantile(norm, 0) is: "
        << quantile(norm, 0) << endl;
    cout << "errno = " << errno << endl;
    errno = 0;
    cout << "Result of quantile(norm, 1) is: "
        << quantile(norm, 1) << endl;
    cout << "errno = " << errno << endl;
    //
    // Now try a discrete distribution:
    binomial binom(20, 0.25);
    cout << "Result of quantile(binom, 0.05) is: "
        << quantile(binom, 0.05) << endl;
    cout << "Result of quantile(complement(binom, 0.05)) is: "
        << quantile(complement(binom, 0.05)) << endl;
}

```

Calling User Defined Error Handlers

Suppose we want our own user-defined error handlers rather than the any of the default ones supplied by the library to be used. If we set the policy for a specific type of error to `user_error` then the library will call a user-supplied error handler. These are forward declared, but not defined in `boost/math/policies/error_handling.hpp` like this:

```
namespace boost{ namespace math{ namespace policies{

template <class T>
T user_domain_error(const char* function, const char* message, const T& val);
template <class T>
T user_pole_error(const char* function, const char* message, const T& val);
template <class T>
T user_overflow_error(const char* function, const char* message, const T& val);
template <class T>
T user_underflow_error(const char* function, const char* message, const T& val);
template <class T>
T user_denorm_error(const char* function, const char* message, const T& val);
template <class T>
T user_evaluation_error(const char* function, const char* message, const T& val);
template <class T, class TargetType>
T user_rounding_error(const char* function, const char* message, const T& val, const TargetType& t);
template <class T>
T user_indeterminate_result_error(const char* function, const char* message, const T& val);

}}}
```

So our first job is to include the header we want to use, and then provide definitions for our user-defined error handlers that we want to use. We only provide our special domain and pole error handlers; other errors like overflow and underflow use the default.

```
#include <boost/math/special_functions.hpp>

namespace boost{ namespace math
{
    namespace policies
    {
        template <class T>
        T user_domain_error(const char* function, const char* message, const T& val)
        { // Ignoring function, message and val for this example, perhaps unhelpfully.
            cerr << "Domain Error!" << endl;
            return std::numeric_limits<T>::quiet_NaN();
        }

        template <class T>
        T user_pole_error(const char* function, const char* message, const T& val)
        { // Ignoring function, message and val for this example, perhaps unhelpfully.
            cerr << "Pole Error!" << endl;
            return std::numeric_limits<T>::quiet_NaN();
        }
    } // namespace policies
}} // namespace boost{ namespace math
```

Now we'll need to define a suitable policy that will call these handlers, and define some forwarding functions that make use of the policy:

```
namespace{

using namespace boost::math::policies;

typedef policy<
    domain_error<user_error>,
    pole_error<user_error>
> user_error_policy;

BOOST_MATH_DECLARE_SPECIAL_FUNCTIONS(user_error_policy)

} // close unnamed namespace
```

We now have a set of forwarding functions defined in an unnamed namespace that all look something like this:

```
template <class RealType>
inline typename boost::math::tools::promote_args<RT>::type
    tgamma(RT z)
{
    return boost::math::tgamma(z, user_error_policy());
}
```

So that when we call `tgamma(z)` we really end up calling `boost::math::tgamma(z, user_error_policy())`, and any errors will get directed to our own error handlers.

```
int main()
{
    cout << "Result of erf_inv(-10) is: "
          << erf_inv(-10) << endl;
    cout << "Result of tgamma(-10) is: "
          << tgamma(-10) << endl;
}
```

Which outputs:

```
Domain Error!
Pole Error!
Result of erf_inv(-10) is: 1.#QNAN
Result of tgamma(-10) is: 1.#QNAN
```

The previous example was all well and good, but the custom error handlers didn't really do much of any use. In this example we'll implement all the custom handlers and show how the information provided to them can be used to generate nice formatted error messages.

Each error handler has the general form:

```
template <class T>
T user_error_type(
    const char* function,
    const char* message,
    const T& val);
```

and accepts three arguments:

`const char* function`

The name of the function that raised the error, this string contains one or more %1% format specifiers that should be replaced by the name of real type T, like float or double.

<code>const char* message</code>	A message associated with the error, normally this contains a %1% format specifier that should be replaced with the value of <i>value</i> : however note that overflow and underflow messages do not contain this %1% specifier (since the value of <i>value</i> is immaterial in these cases).
<code>const T& value</code>	The value that caused the error: either an argument to the function if this is a domain or pole error, the tentative result if this is a denorm or evaluation error, or zero or infinity for underflow or overflow errors.

As before we'll include the headers we need first:

```
#include <boost/math/special_functions.hpp>
```

Next we'll implement our own error handlers for each type of error, starting with domain errors:

```
namespace boost{ namespace math{
namespace policies
{
template <class T>
T user_domain_error(const char* function, const char* message, const T& val)
{
```

We'll begin with a bit of defensive programming in case function or message are empty:

```
if(function == 0)
    function = "Unknown function with arguments of type %1%";
if(message == 0)
    message = "Cause unknown with bad argument %1%";
```

Next we'll format the name of the function with the name of type T, perhaps double:

```
std::string msg("Error in function ");
msg += (boost::format(function) % typeid(T).name()).str();
```

Then likewise format the error message with the value of parameter *val*, making sure we output all the potentially significant digits of *val*:

```
msg += ":\n";
int prec = 2 + (std::numeric_limits<T>::digits * 30103UL) / 100000UL;
// int prec = std::numeric_limits<T>::max_digits10; // For C++0X Standard Library
msg += (boost::format(message) % boost::io::group(std::setprecision(prec), val)).str();
```

Now we just have to do something with the message, we could throw an exception, but for the purposes of this example we'll just dump the message to `std::cerr`:

```
std::cerr << msg << std::endl;
```

Finally the only sensible value we can return from a domain error is a NaN:

```
return std::numeric_limits<T>::quiet_NaN();
}
```

Pole errors are essentially a special case of domain errors, so in this example we'll just return the result of a domain error:

```
template <class T>
T user_pole_error(const char* function, const char* message, const T& val)
{
    return user_domain_error(function, message, val);
}
```

Overflow errors are very similar to domain errors, except that there's no %1% format specifier in the *message* parameter:

```
template <class T>
T user_overflow_error(const char* function, const char* message, const T& val)
{
    if(function == 0)
        function = "Unknown function with arguments of type %1%";
    if(message == 0)
        message = "Result of function is too large to represent";

    std::string msg("Error in function ");
    msg += (boost::format(function) % typeid(T).name()).str();

    msg += ": \n";
    msg += message;

    std::cerr << msg << std::endl;

    // Value passed to the function is an infinity, just return it:
    return val;
}
```

Underflow errors are much the same as overflow:

```
template <class T>
T user_underflow_error(const char* function, const char* message, const T& val)
{
    if(function == 0)
        function = "Unknown function with arguments of type %1%";
    if(message == 0)
        message = "Result of function is too small to represent";

    std::string msg("Error in function ");
    msg += (boost::format(function) % typeid(T).name()).str();

    msg += ": \n";
    msg += message;

    std::cerr << msg << std::endl;

    // Value passed to the function is zero, just return it:
    return val;
}
```

Denormalised results are much the same as underflow:

```
template <class T>
T user_denorm_error(const char* function, const char* message, const T& val)
{
    if(function == 0)
        function = "Unknown function with arguments of type %1%";
    if(message == 0)
        message = "Result of function is denormalised";

    std::string msg("Error in function ");
    msg += (boost::format(function) % typeid(T).name()).str();

    msg += ": \n";
    msg += message;

    std::cerr << msg << std::endl;

    // Value passed to the function is denormalised, just return it:
    return val;
}
```

Which leaves us with evaluation errors: these occur when an internal error occurs that prevents the function being fully evaluated. The parameter *val* contains the closest approximation to the result found so far:

```
template <class T>
T user_evaluation_error(const char* function, const char* message, const T& val)
{
    if(function == 0)
        function = "Unknown function with arguments of type %1%";
    if(message == 0)
        message = "An internal evaluation error occurred with "
            "the best value calculated so far of %1%";

    std::string msg("Error in function ");
    msg += (boost::format(function) % typeid(T).name()).str();

    msg += ": \n";
    int prec = 2 + (std::numeric_limits<T>::digits * 30103UL) / 100000UL;
    // int prec = std::numeric_limits<T>::max_digits10; // For C++0X Standard Library
    msg += (boost::format(message) % boost::io::group(std::setprecision(prec), val)).str();

    std::cerr << msg << std::endl;

    // What do we return here? This is generally a fatal error, that should never occur,
    // so we just return a NaN for the purposes of the example:
    return std::numeric_limits<T>::quiet_NaN();
}

} // policies
}} // boost::math
```

Now we'll need to define a suitable policy that will call these handlers, and define some forwarding functions that make use of the policy:


```

namespace
{ // unnamed.

using namespace boost::math::policies;

typedef policy<
    domain_error<user_error>,
    pole_error<user_error>,
    overflow_error<user_error>,
    underflow_error<user_error>,
    denorm_error<user_error>,
    evaluation_error<user_error>
> user_error_policy;

BOOST_MATH_DECLARE_SPECIAL_FUNCTIONS(user_error_policy)

} // unnamed namespace

```

We now have a set of forwarding functions, defined in an unnamed namespace, that all look something like this:

```

template <class RealType>
inline typename boost::math::tools::promote_args<RT>::type
    tgamma(RT z)
{
    return boost::math::tgamma(z, user_error_policy());
}

```

So that when we call `tgamma(z)` we really end up calling `boost::math::tgamma(z, user_error_policy())`, and any errors will get directed to our own error handlers:

```

int main()
{
    // Raise a domain error:
    cout << "Result of erf_inv(-10) is: "
         << erf_inv(-10) << std::endl << endl;
    // Raise a pole error:
    cout << "Result of tgamma(-10) is: "
         << tgamma(-10) << std::endl << endl;
    // Raise an overflow error:
    cout << "Result of tgamma(3000) is: "
         << tgamma(3000) << std::endl << endl;
    // Raise an underflow error:
    cout << "Result of tgamma(-190.5) is: "
         << tgamma(-190.5) << std::endl << endl;
    // Unfortunately we can't predicably raise a denormalised
    // result, nor can we raise an evaluation error in this example
    // since these should never really occur!
} // int main()

```

Which outputs:

```
Error in function boost::math::erf_inv<double>(double, double):  
Argument outside range [-1, 1] in inverse erf function (got p=-10).  
Result of erf_inv(-10) is: 1.#QNAN
```

```
Error in function boost::math::tgamma<long double>(long double):  
Evaluation of tgamma at a negative integer -10.  
Result of tgamma(-10) is: 1.#QNAN
```

```
Error in function boost::math::tgamma<long double>(long double):  
Result of tgamma is too large to represent.  
Error in function boost::math::tgamma<double>(double):  
Result of function is too large to represent  
Result of tgamma(3000) is: 1.#INF
```

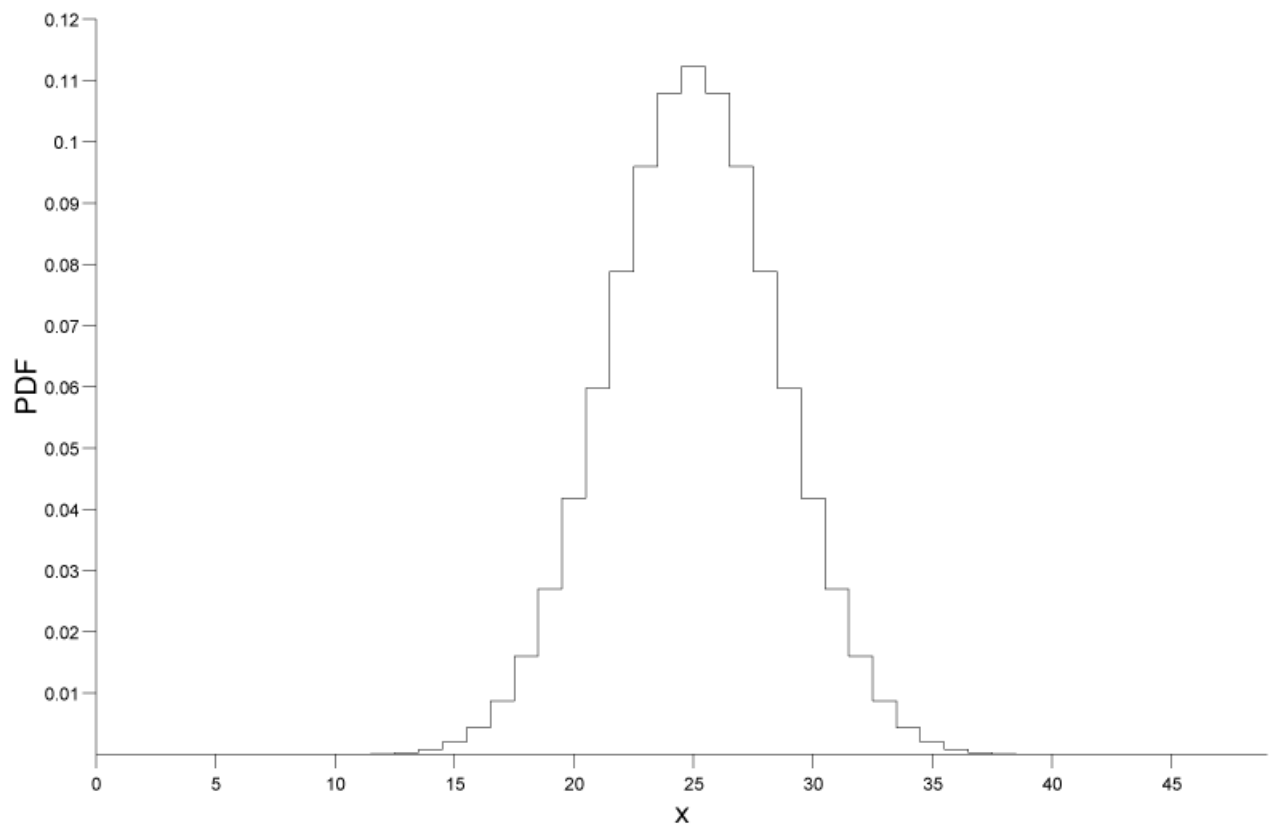
```
Error in function boost::math::tgamma<long double>(long double):  
Result of tgamma is too large to represent.  
Error in function boost::math::tgamma<long double>(long double):  
Result of tgamma is too small to represent.  
Result of tgamma(-190.5) is: 0
```

Notice how some of the calls result in an error handler being called more than once, or for more than one handler to be called: this is an artefact of the fact that many functions are implemented in terms of one or more sub-routines each of which may have its own error handling. For example `tgamma(-190.5)` is implemented in terms of `tgamma(190.5)` - which overflows - the reflection formula for `tgamma` then notices that it is dividing by infinity and so underflows.

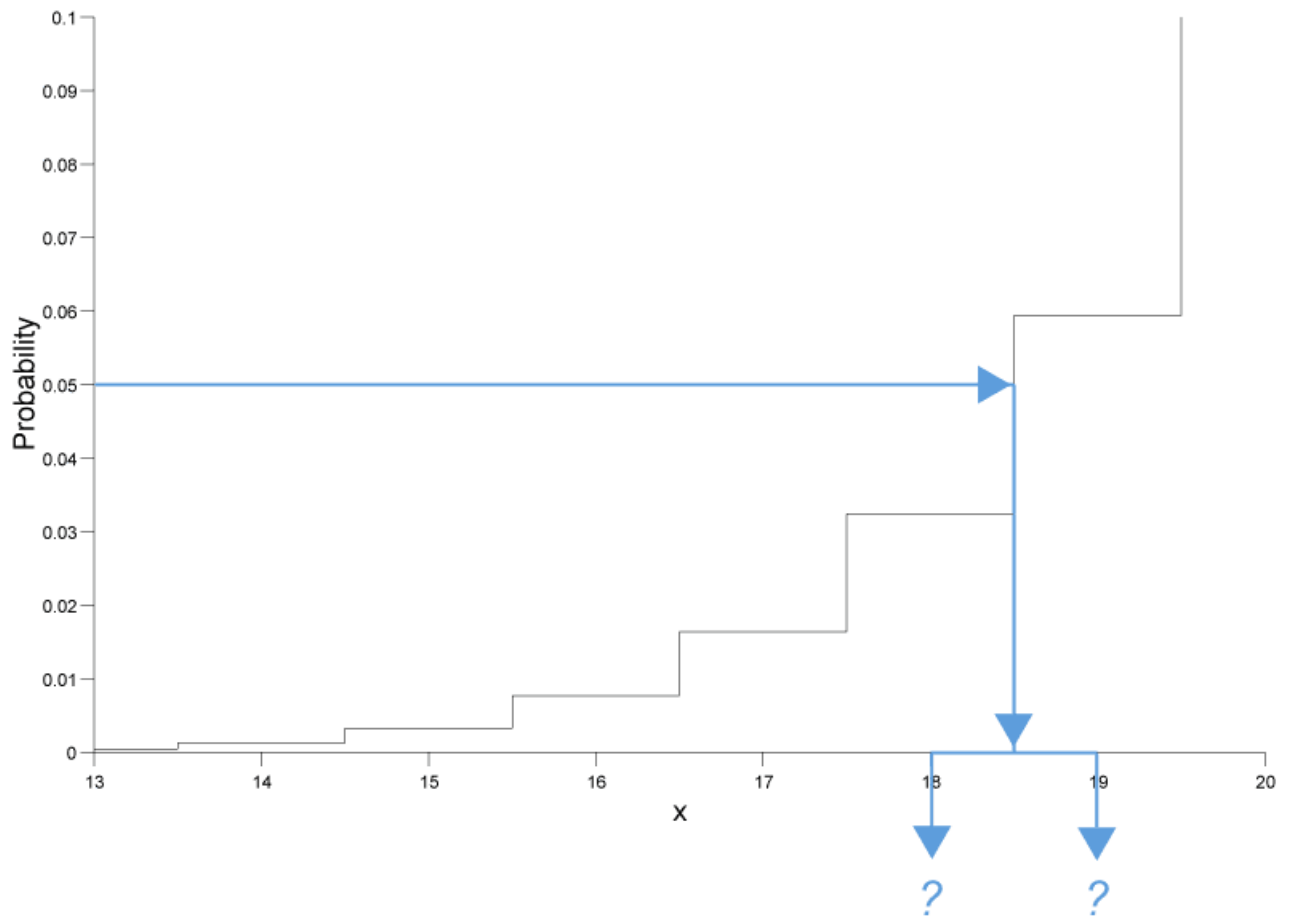
Understanding Quantiles of Discrete Distributions

Discrete distributions present us with a problem when calculating the quantile: we are starting from a continuous real-valued variable - the probability - but the result (the value of the random variable) should really be discrete.

Consider for example a Binomial distribution, with a sample size of 50, and a success fraction of 0.5. There are a variety of ways we can plot a discrete distribution, but if we plot the PDF as a step-function then it looks something like this:



Now let's suppose that the user asks for the quantile that corresponds to a probability of 0.05, if we zoom in on the CDF for that region here's what we see:



As can be seen there is no random variable that corresponds to a probability of exactly 0.05, so we're left with two choices as shown in the figure:

- We could round the result down to 18.
- We could round the result up to 19.

In fact there's actually a third choice as well: we could "pretend" that the distribution was continuous and return a real valued result: in this case we would calculate a result of approximately 18.701 (this accurately reflects the fact that the result is nearer to 19 than 18).

By using policies we can offer any of the above as options, but that still leaves the question: *What is actually the right thing to do?*

And in particular: *What policy should we use by default?*

In coming to an answer we should realise that:

- Calculating an integer result is often much faster than calculating a real-valued result: in fact in our tests it was up to 20 times faster.
- Normally people calculate quantiles so that they can perform a test of some kind: *"If the random variable is less than N then we can reject our null-hypothesis with 90% confidence."*

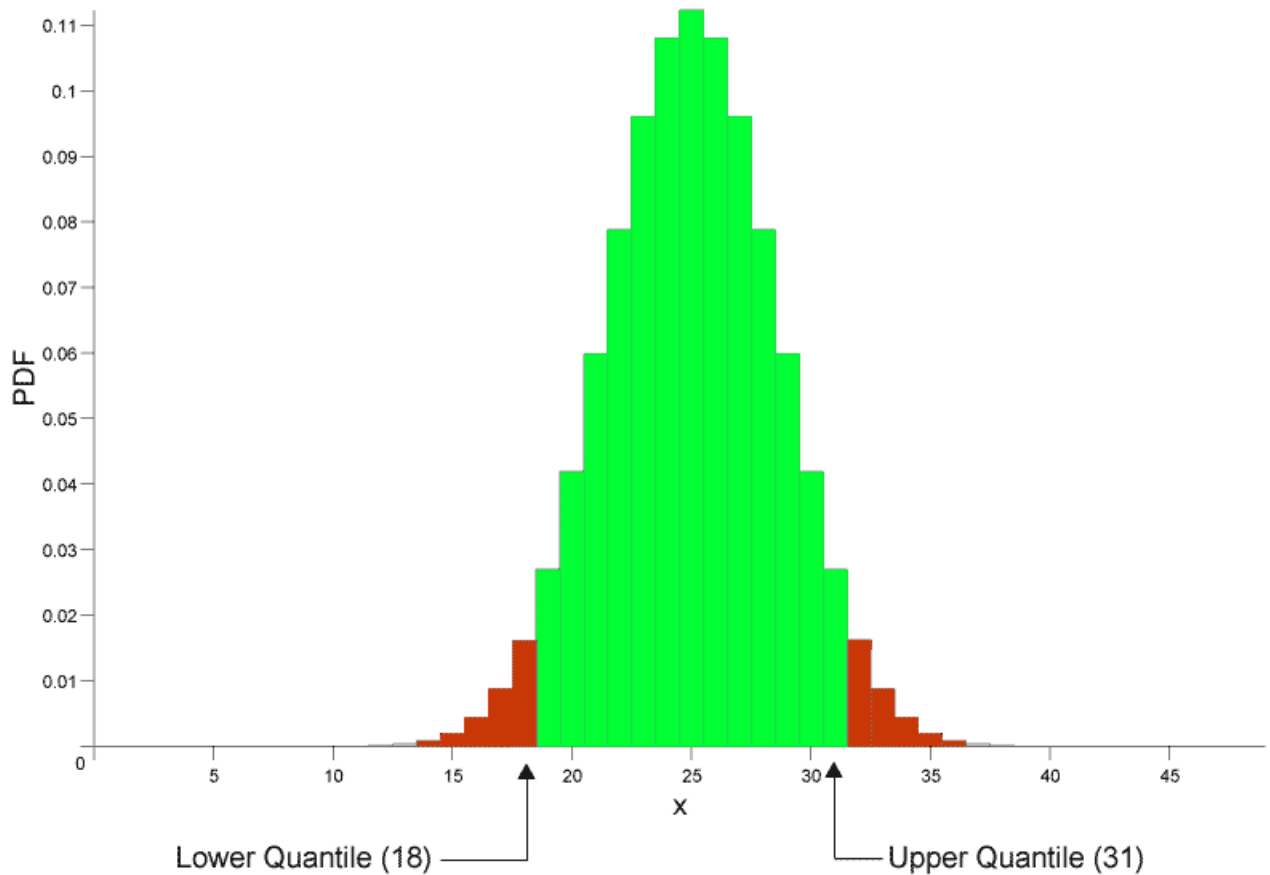
So there is a genuine benefit to calculating an integer result as well as it being "the right thing to do" from a philosophical point of view. What's more if someone asks for a quantile at 0.05, then we can normally assume that they are asking for **at least 95% of the probability to the right of the value chosen, and no more than 5% of the probability to the left of the value chosen.**

In the above binomial example we would therefore round the result down to 18.

The converse applies to upper-quantiles: If the probability is greater than 0.5 we would want to round the quantile up, so that **at least the requested probability is to the left of the value returned, and no more than 1 - the requested probability is to the right of the value returned.**

Likewise for two-sided intervals, we would round lower quantiles down, and upper quantiles up. This ensures that we have **at least the requested probability in the central region and no more than 1 minus the requested probability in the tail areas.**

For example, taking our 50 sample binomial distribution with a success fraction of 0.5, if we wanted a two sided 90% confidence interval, then we would ask for the 0.05 and 0.95 quantiles with the results *rounded outwards* so that **at least 90% of the probability is in the central area:**



So far so good, but there is in fact a trap waiting for the unwary here:

```
quantile(binomial(50, 0.5), 0.05);
```

returns 18 as the result, which is what we would expect from the graph above, and indeed there is no x greater than 18 for which:

```
cdf(binomial(50, 0.5), x) <= 0.05;
```

However:

```
quantile(binomial(50, 0.5), 0.95);
```

returns 31, and indeed while there is no x less than 31 for which:

```
cdf(binomial(50, 0.5), x) >= 0.95;
```

We might naively expect that for this symmetrical distribution the result would be 32 (since $32 = 50 - 18$), but we need to remember that the cdf of the binomial is *inclusive* of the random variable. So while the left tail area *includes* the quantile returned, the right tail area always excludes an upper quantile value: since that "belongs" to the central area.

Look at the graph above to see what's going on here: the lower quantile of 18 belongs to the left tail, so any value ≤ 18 is in the left tail. The upper quantile of 31 on the other hand belongs to the central area, so the tail area actually starts at 32, so any value > 31 is in the right tail.

Therefore if U and L are the upper and lower quantiles respectively, then a random variable X is in the tail area - where we would reject the null hypothesis if:

$$X \leq L \quad || \quad X > U$$

And the a variable X is inside the central region if:

$$L < X \leq U$$

The moral here is to *always be very careful with your comparisons when dealing with a discrete distribution*, and if in doubt, *base your comparisons on CDF's instead*.

Other Rounding Policies are Available

As you would expect from a section on policies, you won't be surprised to know that other rounding options are available:

integer_round_outwards	<p>This is the default policy as described above: lower quantiles are rounded down (probability < 0.5), and upper quantiles (probability > 0.5) are rounded up.</p> <p>This gives <i>no more than</i> the requested probability in the tails, and <i>at least</i> the requested probability in the central area.</p>
integer_round_inwards	<p>This is the exact opposite of the default policy: lower quantiles are rounded up (probability < 0.5), and upper quantiles (probability > 0.5) are rounded down.</p> <p>This gives <i>at least</i> the requested probability in the tails, and <i>no more than</i> the requested probability in the central area.</p>
integer_round_down	This policy will always round the result down no matter whether it is an upper or lower quantile
integer_round_up	This policy will always round the result up no matter whether it is an upper or lower quantile
integer_round_nearest	This policy will always round the result to the nearest integer no matter whether it is an upper or lower quantile
real	This policy will return a real valued result for the quantile of a discrete distribution: this is generally much slower than finding an integer result but does allow for more sophisticated rounding policies.

To understand how the rounding policies for the discrete distributions can be used, we'll use the 50-sample binomial distribution with a success fraction of 0.5 once again, and calculate all the possible quantiles at 0.05 and 0.95.

Begin by including the needed headers (and some using statements for conciseness):

```
#include <iostream>
using std::cout; using std::endl;
using std::left; using std::fixed; using std::right; using std::scientific;
#include <iomanip>
using std::setw;
using std::setprecision;

#include <boost/math/distributions/binomial.hpp>
```

Next we'll bring the needed declarations into scope, and define distribution types for all the available rounding policies:

```
// Avoid
// using namespace std; // and
// using namespace boost::math;
// to avoid potential ambiguity of names, like binomial.
// using namespace boost::math::policies; is small risk, but
// the necessary items are brought into scope thus:

using boost::math::binomial_distribution;
using boost::math::policies::policy;
using boost::math::policies::discrete_quantile;

using boost::math::policies::integer_round_outwards;
using boost::math::policies::integer_round_down;
using boost::math::policies::integer_round_up;
using boost::math::policies::integer_round_nearest;
using boost::math::policies::integer_round_inwards;
using boost::math::policies::real;

using boost::math::binomial_distribution; // Not std::binomial_distribution.

typedef binomial_distribution<
    double,
    policy<discrete_quantile<integer_round_outwards> > >
    binom_round_outwards;

typedef binomial_distribution<
    double,
    policy<discrete_quantile<integer_round_inwards> > >
    binom_round_inwards;

typedef binomial_distribution<
    double,
    policy<discrete_quantile<integer_round_down> > >
    binom_round_down;

typedef binomial_distribution<
    double,
    policy<discrete_quantile<integer_round_up> > >
    binom_round_up;

typedef binomial_distribution<
    double,
    policy<discrete_quantile<integer_round_nearest> > >
```

```
    binom_round_nearest;

typedef binomial_distribution<
    double,
    policy<discrete_quantile<real> > >
    binom_real_quantile;
```

Now let's set to work calling those quantiles:

```
int main()
{
    cout <<
        "Testing rounding policies for a 50 sample binomial distribution,\n"
        "with a success fraction of 0.5.\n\n"
        "Lower quantiles are calculated at p = 0.05\n\n"
        "Upper quantiles at p = 0.95.\n\n";

    cout << setw(25) << right
        << "Policy" << setw(18) << right
        << "Lower Quantile" << setw(18) << right
        << "Upper Quantile" << endl;

    // Test integer_round_outwards:
    cout << setw(25) << right
        << "integer_round_outwards"
        << setw(18) << right
        << quantile(binom_round_outwards(50, 0.5), 0.05)
        << setw(18) << right
        << quantile(binom_round_outwards(50, 0.5), 0.95)
        << endl;

    // Test integer_round_inwards:
    cout << setw(25) << right
        << "integer_round_inwards"
        << setw(18) << right
        << quantile(binom_round_inwards(50, 0.5), 0.05)
        << setw(18) << right
        << quantile(binom_round_inwards(50, 0.5), 0.95)
        << endl;

    // Test integer_round_down:
    cout << setw(25) << right
        << "integer_round_down"
        << setw(18) << right
        << quantile(binom_round_down(50, 0.5), 0.05)
        << setw(18) << right
        << quantile(binom_round_down(50, 0.5), 0.95)
        << endl;

    // Test integer_round_up:
    cout << setw(25) << right
        << "integer_round_up"
        << setw(18) << right
        << quantile(binom_round_up(50, 0.5), 0.05)
        << setw(18) << right
        << quantile(binom_round_up(50, 0.5), 0.95)
        << endl;

    // Test integer_round_nearest:
    cout << setw(25) << right
        << "integer_round_nearest"
        << setw(18) << right
```



```
<< quantile(binom_round_nearest(50, 0.5), 0.05)
<< setw(18) << right
<< quantile(binom_round_nearest(50, 0.5), 0.95)
<< endl;

// Test real:
cout << setw(25) << right
    << "real"
    << setw(18) << right
    << quantile(binom_real_quantile(50, 0.5), 0.05)
    << setw(18) << right
    << quantile(binom_real_quantile(50, 0.5), 0.95)
    << endl;
} // int main()
```

Which produces the program output:

```
policy_eg_10.vcxproj -> J:\Cpp\MathToolkit\test\Math_test\Release\policy_eg_10.exe
Testing rounding policies for a 50 sample binomial distribution,
with a success fraction of 0.5.
```

Lower quantiles are calculated at $p = 0.05$

Upper quantiles at $p = 0.95$.

Policy	Lower Quantile	Upper Quantile
integer_round_outwards	18	31
integer_round_inwards	19	30
integer_round_down	18	30
integer_round_up	19	31
integer_round_nearest	19	30
real	18.701	30.299

Policy Reference

Error Handling Policies

There are two orthogonal aspects to error handling:

- What to do (if anything) with the error.
- What kind of error is being raised.

Available Actions When an Error is Raised

What to do with the error is encapsulated by an enumerated type:

```
namespace boost { namespace math { namespace policies {
enum error_policy_type
{
    throw_on_error = 0, // throw an exception.
    errno_on_error = 1, // set ::errno & return 0, NaN, infinity or best guess.
    ignore_error = 2, // return 0, NaN, infinity or best guess.
    user_error = 3 // call a user-defined error handler.
};
}}} // namespaces
```

The various enumerated values have the following meanings:

throw_on_error

Will throw one of the following exceptions, depending upon the type of the error:

Error Type	Exception
Domain Error	std::domain_error
Pole Error	std::domain_error
Overflow Error	std::overflow_error
Underflow Error	std::underflow_error
Denorm Error	std::underflow_error
Evaluation Error	boost::math::evaluation_error
Indeterminate Result Error	std::domain_error

errno_on_error

Will set global `::errno` to one of the following values depending upon the error type (often EDOM = 33 and ERANGE = 34), and then return the same value as if the error had been ignored:

Error Type	errno value
Domain Error	EDOM
Pole Error	EDOM
Overflow Error	ERANGE
Underflow Error	ERANGE
Denorm Error	ERANGE
Evaluation Error	EDOM
Indeterminate Result Error	EDOM

ignore_error

Will return one of the values below depending on the error type (::errno is NOT changed)::

Error Type	Returned Value
Domain Error	std::numeric_limits<T>::quiet_NaN()
Pole Error	std::numeric_limits<T>::quiet_NaN()
Overflow Error	std::numeric_limits<T>::infinity()
Underflow Error	0
Denorm Error	The denormalised value.
Evaluation Error	The best guess (perhaps NaN) as to the result: which may be significantly in error.
Indeterminate Result Error	Depends on the function where the error occurred

user_error

Will call a user defined error handler: these are forward declared in boost/math/policies/error_handling.hpp, but the actual definitions must be provided by the user:

```

namespace boost{ namespace math{ namespace policies{

template <class T>
T user_domain_error(const char* function, const char* message, const T& val);

template <class T>
T user_pole_error(const char* function, const char* message, const T& val);

template <class T>
T user_overflow_error(const char* function, const char* message, const T& val);

template <class T>
T user_underflow_error(const char* function, const char* message, const T& val);

template <class T>
T user_denorm_error(const char* function, const char* message, const T& val);

template <class T>
T user_rounding_error(const char* function, const char* message, const T& val);

template <class T>
T user_evaluation_error(const char* function, const char* message, const T& val);

template <class T>
T user_indeterminate_result_error(const char* function, const char* message, const T& val);

}} } // namespaces

```

Note that the strings *function* and *message* may contain "%1%" format specifiers designed to be used in conjunction with Boost.Format. If these strings are to be presented to the program's end-user then the "%1%" format specifier should be replaced with the name of type T in the *function* string, and if there is a %1% specifier in the *message* string then it should be replaced with the value of *val*.

There is more information on user-defined error handlers in the [tutorial here](#).

Kinds of Error Raised

There are six kinds of error reported by this library, which are summarised in the following table:

Error Type	Policy Class	Description
Domain Error	<code>boost::math::policies::domain_error<action></code>	<p>Raised when more or more arguments are outside the defined range of the function.</p> <p>D e f a u l t s t o <code>boost::math::policies::domain_error<throw_on_error></code></p> <p>When the action is set to <i>throw_on_error</i> then throws <code>std::domain_error</code></p>
Pole Error	<code>boost::math::policies::pole_error<action></code>	<p>Raised when more or more arguments would cause the function to be evaluated at a pole.</p> <p>D e f a u l t s t o <code>boost::math::policies::pole_error<throw_on_error></code></p> <p>When the action is <i>throw_on_error</i> then throw a <code>std::domain_error</code></p>
Overflow Error	<code>boost::math::policies::overflow_error<action></code>	<p>Raised when the result of the function is outside the representable range of the floating point type used.</p> <p>D e f a u l t s t o <code>boost::math::policies::overflow_error<throw_on_error></code>.</p> <p>When the action is <i>throw_on_error</i> then throws a <code>std::overflow_error</code>.</p>
Underflow Error	<code>boost::math::policies::underflow_error<action></code>	<p>Raised when the result of the function is too small to be represented in the floating point type used.</p> <p>D e f a u l t s t o <code>boost::math::policies::underflow_error<ignore_error></code></p> <p>When the specified action is <i>throw_on_error</i> then throws a <code>std::underflow_error</code></p>
Denorm Error	<code>boost::math::policies::denorm_error<action></code>	<p>Raised when the result of the function is a denormalised value.</p> <p>D e f a u l t s t o <code>boost::math::policies::denorm_error<ignore_error></code></p> <p>When the action is <i>throw_on_error</i> then throws a <code>std::underflow_error</code></p>

Error Type	Policy Class	Description
Rounding Error	<code>boost::math::policies::rounding_error<action></code>	<p>Raised When one of the rounding functions <code>round</code>, <code>trunc</code> or <code>modf</code> is called with an argument that has no integer representation, or is too large to be represented in the result type</p> <p>D e f a u l t s t o <code>boost::math::policies::rounding_error<throw_on_error></code></p> <p>When the action is <i>throw_on_error</i> then throws <code>boost::math::rounding_error</code></p>
Evaluation Error	<code>boost::math::policies::evaluation_error<action></code>	<p>Raised when the result of the function is well defined and finite, but we were unable to compute it. Typically this occurs when an iterative method fails to converge. Of course ideally this error should never be raised: feel free to report it as a bug if it is!</p> <p>D e f a u l t s t o <code>boost::math::policies::evaluation_error<throw_on_error></code></p> <p>When the action is <i>throw_on_error</i> then throws <code>boost::math::evaluation_error</code></p>
Indeterminate Result Error	<code>boost::math::policies::indeterminate_result_error<action></code>	<p>Raised when the result of a function is not defined for the values that were passed to it.</p> <p>D e f a u l t s t o <code>boost::math::policies::indeterminate_result_error<ignore_error></code></p> <p>When the action is <i>throw_on_error</i> then throws <code>std::domain_error</code></p>

Examples

Suppose we want a call to `tgamma` to behave in a C-compatible way and set global `::errno` rather than throw an exception, we can achieve this at the call site using:

```

#include <boost/math/special_functions/gamma.hpp>
using boost::math::tgamma;

//using namespace boost::math::policies; may also be convenient.
using boost::math::policies::policy;
using boost::math::policies::evaluation_error;
using boost::math::policies::domain_error;
using boost::math::policies::overflow_error;
using boost::math::policies::domain_error;
using boost::math::policies::pole_error;
using boost::math::policies::errno_on_error;

// Define a policy:
typedef policy<
    domain_error<errno_on_error>,
    pole_error<errno_on_error>,
    overflow_error<errno_on_error>,
    evaluation_error<errno_on_error>
> my_policy;

double my_value = 0.; //

// Call the function applying my_policy:
double t1 = tgamma(my_value, my_policy());

// Alternatively (and equivalently) we could use helpful function
// make_policy and define everything at the call site:
double t2 = tgamma(my_value,
    make_policy(
        domain_error<errno_on_error>(),
        pole_error<errno_on_error>(),
        overflow_error<errno_on_error>(),
        evaluation_error<errno_on_error>() )
    );

```

Suppose we want a statistical distribution to return infinities, rather than throw exceptions, then we can use:

```

#include <boost/math/distributions/normal.hpp>
using boost::math::normal_distribution;

using namespace boost::math::policies;

// Define a specific policy:
typedef policy<
    overflow_error<ignore_error>
> my_policy;

// Define the distribution, using my_policy:
typedef normal_distribution<double, my_policy> my_norm;

// Construct a my_norm distribution, using default mean and standard deviation,
// and get a 0.05 or 5% quantile:
double q = quantile(my_norm(), 0.05); // = -1.64485

```

Internal Floating-point Promotion Policies

Normally when evaluating a function at say `float` precision, maximal accuracy is assured by conducting the calculation at `double` precision internally, and then rounding the result. There are two policies that control whether internal promotion to a higher precision floating-point type takes place, or not:

Policy	Meaning
<code>boost::math::policies::promote_float</code>	Indicates whether float arguments should be promoted to double precision internally: defaults to <code>boost::math::policies::promote_float<true></code>
<code>boost::math::policies::promote_double</code>	Indicates whether double arguments should be promoted to long double precision internally: defaults to <code>boost::math::policies::promote_double<true></code>

Examples

Suppose we want `tgamma` to be evaluated without internal promotion to long double, then we could use:

```
#include <boost/math/special_functions/gamma.hpp>

using namespace boost::math::policies;
using boost::math::tgamma;

// Define a new policy *not* internally promoting RealType to double:
typedef policy<
    promote_double<false>
    > my_policy;

// Call the function, applying the new policy:
double t1 = tgamma(some_value, my_policy());

// Alternatively we could use helper function make_policy,
// and concisely define everything at the call site:
double t2 = tgamma(some_value, make_policy(promote_double<false>()));
```

Alternatively, suppose we want a distribution to perform calculations without promoting float to double, then we could use:

```
#include <boost/math/distributions/normal.hpp>
using boost::math::normal_distribution;

using namespace boost::math::policies;

// Define a policy:
typedef policy<
    promote_float<false>
    > my_policy;

// Define the new normal distribution using my_policy:
typedef normal_distribution<float, my_policy> my_norm;

// Get a quantile:
float q = quantile(my_norm(), 0.05f);
```

Mathematically Undefined Function Policies

There are some functions that are generic (they are present for all the statistical distributions supported) but which may be mathematically undefined for certain distributions, but defined for others.

For example, the Cauchy distribution does not have a meaningful mean, so what should

```
mean(cauchy<>());
```


return, and should such an expression even compile at all?

The default behaviour is for all such functions to not compile at all - in fact they will raise a [static assertion](#) - but by changing the policy we can have them return the result of a domain error instead (which may well throw an exception, depending on the error handling policy).

This behaviour is controlled by the `assert_undefined<>` policy:

```
namespace boost{ namespace math{ namespace policies {  
  
    template <bool b>  
    class assert_undefined;  
  
}}} //namespaces
```

For example:

```
#include <boost/math/distributions/cauchy.hpp>  
  
using namespace boost::math::policies;  
using namespace boost::math;  
  
// This will not compile, cauchy has no mean!  
double m1 = mean(cauchy());  
  
// This will compile, but raises a domain error!  
double m2 = mean(cauchy_distribution<double, policy<assert_undefined<false> > >());
```

`policy<assert_undefined<false>` behaviour can also be obtained by defining the macro

```
#define BOOST_MATH_ASSERT_UNDEFINED_POLICY false
```

at the head of the file - see [Using Macros to Change the Policy Defaults](#).

Discrete Quantile Policies

If a statistical distribution is *discrete* then the random variable can only have integer values - this leaves us with a problem when calculating quantiles - we can either ignore the discreteness of the distribution and return a real value, or we can round to an integer. As it happens, computing integer values can be substantially faster than calculating a real value, so there are definite advantages to returning an integer, but we do then need to decide how best to round the result. The `discrete_quantile` policy defines how discrete quantiles work, and how integer results are rounded:

```
enum discrete_quantile_policy_type  
{  
    real,  
    integer_round_outwards, // default  
    integer_round_inwards,  
    integer_round_down,  
    integer_round_up,  
    integer_round_nearest  
};  
  
template <discrete_quantile_policy_type>  
struct discrete_quantile;
```

The values that `discrete_quantile` can take have the following meanings:

real

Ignores the discreteness of the distribution, and returns a real-valued result. For example:

```
#include <boost/math/distributions/negative_binomial.hpp>
using boost::math::negative_binomial_distribution;

using namespace boost::math::policies;

typedef negative_binomial_distribution<
    double,
    policy<discrete_quantile<real> >
> dist_type;

// Lower 5% quantile:
double x = quantile(dist_type(20, 0.3), 0.05);
// Upper 95% quantile:
double y = quantile(complement(dist_type(20, 0.3), 0.05));
```

Results in $x = 27.3898$ and $y = 68.1584$.

integer_round_outwards

This is the default policy: an integer value is returned so that:

- Lower quantiles (where the probability is less than 0.5) are rounded down.
- Upper quantiles (where the probability is greater than 0.5) are rounded up.

This is normally the safest rounding policy, since it ensures that both one and two sided intervals are guaranteed to have *at least* the requested coverage. For example:

```
#include <boost/math/distributions/negative_binomial.hpp>
using boost::math::negative_binomial;

// Use the default rounding policy integer_round_outwards.
// Lower quantile rounded down:
double x = quantile(negative_binomial(20, 0.3), 0.05); // rounded up 27 from 27.3898
// Upper quantile rounded up:
double y = quantile(complement(negative_binomial(20, 0.3), 0.05)); // rounded down to 69 from 68.1584
```

Results in $x = 27$ (rounded down from 27.3898) and $y = 69$ (rounded up from 68.1584).

The variables x and y are now defined so that:

```
cdf(negative_binomial(20), x) <= 0.05
cdf(negative_binomial(20), y) >= 0.95
```

In other words we guarantee *at least 90% coverage in the central region overall*, and also *no more than 5% coverage in each tail*.

integer_round_inwards

This is the opposite of *integer_round_outwards*: an integer value is returned so that:

- Lower quantiles (where the probability is less than 0.5) are rounded *up*.
- Upper quantiles (where the probability is greater than 0.5) are rounded *down*.

For example:

```
#include <boost/math/distributions/negative_binomial.hpp>
using boost::math::negative_binomial_distribution;

using namespace boost::math::policies;

typedef negative_binomial_distribution<
    double,
    policy<discrete_quantile<integer_round_inwards> >
> dist_type;

// Lower quantile rounded up:
double x = quantile(dist_type(20, 0.3), 0.05); // 28 rounded up from 27.3898
// Upper quantile rounded down:
double y = quantile(complement(dist_type(20, 0.3), 0.05)); // 68 rounded down from 68.1584
```

Results in $x = 28$ (rounded up from 27.3898) and $y = 68$ (rounded down from 68.1584).

The variables x and y are now defined so that:

```
cdf(negative_binomial(20), x) >= 0.05
cdf(negative_binomial(20), y) <= 0.95
```

In other words we guarantee *at no more than 90% coverage in the central region overall*, and also *at least 5% coverage in each tail*.

integer_round_down

Always rounds down to an integer value, no matter whether it's an upper or a lower quantile.

integer_round_up

Always rounds up to an integer value, no matter whether it's an upper or a lower quantile.

integer_round_nearest

Always rounds to the nearest integer value, no matter whether it's an upper or a lower quantile. This will produce the requested coverage *in the average case*, but for any specific example may results in either significantly more or less coverage than the requested amount. For example:

For example:

```
#include <boost/math/distributions/negative_binomial.hpp>
using boost::math::negative_binomial_distribution;

using namespace boost::math::policies;

typedef negative_binomial_distribution<
    double,
    policy<discrete_quantile<integer_round_nearest> >
> dist_type;

// Lower quantile rounded (down) to nearest:
double x = quantile(dist_type(20, 0.3), 0.05); // 27
// Upper quantile rounded (down) to nearest:
double y = quantile(complement(dist_type(20, 0.3), 0.05)); // 68
```

Results in $x = 27$ (rounded from 27.3898) and $y = 68$ (rounded from 68.1584).

Precision Policies

There are two equivalent policies that effect the *working precision* used to calculate results, these policies both default to 0 - meaning calculate to the maximum precision available in the type being used - but can be set to other values to cause lower levels of precision to be used. One might want to trade precision for evaluation speed.

```
namespace boost{ namespace math{ namespace policies{  
  
    template <int N>  
    digits10;  
  
    template <int N>  
    digits2;  
  
}}}
```

As you would expect, *digits10* specifies the number of decimal digits to use, and *digits2* the number of binary digits. Internally, whichever is used, the precision is always converted to *binary digits*.

These policies are specified at compile-time, because many of the special functions use compile-time-dispatch to select which approximation to use based on the precision requested and the numeric type being used.

For example we could calculate *tgamma* to approximately 5 decimal digits using:

```
#include <boost/math/special_functions/gamma.hpp>  
using boost::math::tgamma;  
using boost::math::policies::policy;  
using boost::math::policies::digits10;  
  
typedef policy<digits10<5> > my_pol_5; // Define a new, non-default, policy  
// to calculate tgamma to accuracy of approximately 5 decimal digits.
```

Or again using helper function *make_policy*:

```
#include <boost/math/special_functions/gamma.hpp>  
using boost::math::tgamma;  
  
using namespace boost::math::policies;  
  
double t = tgamma(12, policy<digits10<5> >()); // Concise make_policy.
```

And for a quantile of a distribution to approximately 25-bit precision:

```
#include <boost/math/distributions/normal.hpp>  
using boost::math::normal_distribution;  
  
using namespace boost::math::policies;  
  
const int bits = 25; // approximate precision.  
  
double q = quantile(  
    normal_distribution<double, policy<digits2<bits> > >(),  
    0.05); // 5% quantile.
```

Iteration Limits Policies

There are two policies that effect the iterative algorithms used to implement the special functions in this library:

```
template <unsigned long limit = BOOST_MATH_MAX_SERIES_ITERATION_POLICY>
class max_series_iterations;

template <unsigned long limit = BOOST_MATH_MAX_ROOT_ITERATION_POLICY>
class max_root_iterations;
```

The class `max_series_iterations` determines the maximum number of iterations permitted in a series evaluation, before the special function gives up and returns the result of [evaluation_error](#).

The class `max_root_iterations` determines the maximum number of iterations permitted in a root-finding algorithm before the special function gives up and returns the result of [evaluation_error](#).

Using Macros to Change the Policy Defaults

You can use the various macros below to change any (or all) of the policies.

You can make a local change by placing a macro definition **before** a function or distribution `#include`.



Caution

There is a danger of One-Definition-Rule violations if you add ad-hoc macros to more than one source files: these must be set the same in **every translation unit**.



Caution

If you place it after the `#include` it will have no effect, (and it will affect only any other following `#includes`). This is probably not what you intend!

If you want to alter the defaults for any or all of the policies for **all** functions and distributions, installation-wide, then you can do so by defining various macros in boost/math/tools/user.hpp.

BOOST_MATH_DOMAIN_ERROR_POLICY

Defines what happens when a domain error occurs, if not defined then defaults to `throw_on_error`, but can be set to any of the enumerated actions for error handling: `throw_on_error`, `errno_on_error`, `ignore_error` or `user_error`.

BOOST_MATH_POLE_ERROR_POLICY

Defines what happens when a pole error occurs, if not defined then defaults to `throw_on_error`, but can be set to any of the enumerated actions for error handling: `throw_on_error`, `errno_on_error`, `ignore_error` or `user_error`.

BOOST_MATH_OVERFLOW_ERROR_POLICY

Defines what happens when an overflow error occurs, if not defined then defaults to `throw_on_error`, but can be set to any of the enumerated actions for error handling: `throw_on_error`, `errno_on_error`, `ignore_error` or `user_error`.

BOOST_MATH_ROUNDING_ERROR_POLICY

Defines what happens when a rounding error occurs, if not defined then defaults to `throw_on_error`, but can be set to any of the enumerated actions for error handling: `throw_on_error`, `errno_on_error`, `ignore_error` or `user_error`.

BOOST_MATH_EVALUATION_ERROR_POLICY

Defines what happens when an internal evaluation error occurs, if not defined then defaults to `throw_on_error`, but can be set to any of the enumerated actions for error handling: `throw_on_error`, `errno_on_error`, `ignore_error` or `user_error`.

BOOST_MATH_UNDERFLOW_ERROR_POLICY

Defines what happens when an overflow error occurs, if not defined then defaults to `ignore_error`, but can be set to any of the enumerated actions for error handling: `throw_on_error`, `errno_on_error`, `ignore_error` or `user_error`.

BOOST_MATH_DENORM_ERROR_POLICY

Defines what happens when a denormalisation error occurs, if not defined then defaults to `ignore_error`, but can be set to any of the enumerated actions for error handling: `throw_on_error`, `errno_on_error`, `ignore_error` or `user_error`.

BOOST_MATH_INDETERMINATE_RESULT_ERROR_POLICY

Defines what happens when the result is indeterminate, but where there is none the less a convention for the result. If not defined then defaults to `ignore_error`, but can be set to any of the enumerated actions for error handling: `throw_on_error`, `errno_on_error`, `ignore_error` or `user_error`.

BOOST_MATH_DIGITS10_POLICY

Defines how many decimal digits to use in internal computations: defaults to 0 - meaning use all available digits - but can be set to some other decimal value. Since setting this is likely to have a substantial impact on accuracy, it's not generally recommended that you change this from the default.

BOOST_MATH_PROMOTE_FLOAT_POLICY

Determines whether `float` types get promoted to `double` internally to ensure maximum precision in the result, defaults to `true`, but can be set to `false` to turn promotion of `float`'s off.

BOOST_MATH_PROMOTE_DOUBLE_POLICY

Determines whether `double` types get promoted to `long double` internally to ensure maximum precision in the result, defaults to `true`, but can be set to `false` to turn promotion of `double`'s off.

BOOST_MATH_DISCRETE_QUANTILE_POLICY

Determines how discrete quantiles return their results: either as an integer, or as a real value, can be set to one of the enumerated values: `real`, `integer_round_outwards`, `integer_round_inwards`, `integer_round_down`, `integer_round_up`, `integer_round_nearest`. Defaults to `integer_round_outwards`.

BOOST_MATH_ASSERT_UNDEFINED_POLICY

Determines whether functions that are mathematically undefined for a specific distribution compile or raise a static (i.e. compile-time) assertion. Defaults to `true`: meaning that any mathematically undefined function will not compile. When set to `false` then the function will compile but return the result of a domain error: this can be useful for some generic code, that needs to work with all distributions and determine at runtime whether or not a particular property is well defined.

BOOST_MATH_MAX_SERIES_ITERATION_POLICY

Determines how many series iterations a special function is permitted to perform before it gives up and returns an `evaluation_error`: Defaults to 1000000.

BOOST_MATH_MAX_ROOT_ITERATION_POLICY

Determines how many root-finding iterations a special function is permitted to perform before it gives up and returns an `evaluation_error`: Defaults to 200.

Example

Suppose we want overflow errors to set `::errno` and return an infinity, discrete quantiles to return a real-valued result (rather than round to integer), and for mathematically undefined functions to compile, but return a domain error. Then we could add the following to `boost/math/tools/user.hpp`:

```
#define BOOST_MATH_OVERFLOW_ERROR_POLICY errno_on_error
#define BOOST_MATH_DISCRETE_QUANTILE_POLICY real
#define BOOST_MATH_ASSERT_UNDEFINED_POLICY false
```

or we could place these definitions **before**

```
#include <boost/math/distributions/normal.hpp>
using boost::math::normal_distribution;
```

in a source .cpp file.

Setting Policies at Namespace Scope

Sometimes what you really want to do is bring all the special functions, or all the distributions into a specific namespace-scope, along with a specific policy to use with them. There are two macros defined to assist with that:

```
BOOST_MATH_DECLARE_SPECIAL_FUNCTIONS(Policy)
```

and:

```
BOOST_MATH_DECLARE_DISTRIBUTIONS(Type, Policy)
```

You can use either of these macros after including any special function or distribution header. For example:

```
#include <boost/math/special_functions/gamma.hpp>
//using boost::math::tgamma;
// Need not declare using boost::math::tgamma here,
// because will define tgamma in myspace using macro below.

namespace myspace
{
    using namespace boost::math::policies;

    // Define a policy that does not throw on overflow:
    typedef policy<overflow_error<errno_on_error> > my_policy;

    // Define the special functions in this scope to use the policy:
    BOOST_MATH_DECLARE_SPECIAL_FUNCTIONS(my_policy)
}

// Now we can use myspace::tgamma etc.
// They will automatically use "my_policy":
//
double t = myspace::tgamma(30.0); // Will *not* throw on overflow,
// despite the large value of factorial 30 = 265252859812191058636308480000000
// unlike default policy boost::math::tgamma;
```

In this example, using `BOOST_MATH_DECLARE_SPECIAL_FUNCTIONS` results in a set of thin inline forwarding functions being defined:

```
template <class T>
inline T tgamma(T a){ return ::boost::math::tgamma(a, mypolicy()); }

template <class T>
inline T lgamma(T a) ( return ::boost::math::lgamma(a, mypolicy()); }
```

and so on. Note that while a forwarding function is defined for all the special functions, however, unless you include the specific header for the special function you use (or `boost/math/special_functions.hpp` to include everything), you will get linker errors from functions that are forward declared, but not defined.

We can do the same thing with the distributions, but this time we need to specify the floating-point type to use:

```
#include <boost/math/distributions/cauchy.hpp>

namespace myspace
{ // using namespace boost::math::policies; // May be convenient in myspace.

    // Define a policy called my_policy to use.
    using boost::math::policies::policy;

    // In this case we want all the distribution accessor functions to compile,
    // even if they are mathematically undefined, so
    // make the policy assert_undefined.
    using boost::math::policies::assert_undefined;

    typedef policy<assert_undefined<false> > my_policy;

    // Finally apply this policy to type double.
    BOOST_MATH_DECLARE_DISTRIBUTIONS(double, my_policy)
} // namespace myspace

// Now we can use myspace::cauchy etc, which will use policy
// myspace::mypolicy:
//
// This compiles but throws a domain error exception at runtime.
// Caution! If you omit the try'n'catch blocks,
// it will just silently terminate, giving no clues as to why!
// So try'n'catch blocks are very strongly recommended.

void test_cauchy()
{
    try
    {
        double d = mean(myspace::cauchy()); // Cauchy does not have a mean!
    }
    catch(const std::domain_error& e)
    {
        cout << e.what() << endl;
    }
}
```

In this example the result of `BOOST_MATH_DECLARE_DISTRIBUTIONS` is to declare a typedef for each distribution like this:

```
typedef boost::math::cauchy_distribution<double, my_policy> cauchy;
typedef boost::math::gamma_distribution<double, my_policy> gamma;
```

and so on. The name given to each typedef is the name of the distribution with the `"_distribution"` suffix removed.

Policy Class Reference

There's very little to say here, the `policy` class is just a rag-bag compile-time container for a collection of policies:

```
#include <boost/math/policies/policy.hpp>
```



```

namespace boost{
namespace math{
namespace policies

template <class A1 = default_policy,
          class A2 = default_policy,
          class A3 = default_policy,
          class A4 = default_policy,
          class A5 = default_policy,
          class A6 = default_policy,
          class A7 = default_policy,
          class A8 = default_policy,
          class A9 = default_policy,
          class A10 = default_policy,
          class A11 = default_policy,
          class A12 = default_policy,
          class A13 = default_policy>
struct policy
{
public:
    typedef computed-from-template-arguments domain_error_type;
    typedef computed-from-template-arguments pole_error_type;
    typedef computed-from-template-arguments overflow_error_type;
    typedef computed-from-template-arguments underflow_error_type;
    typedef computed-from-template-arguments denorm_error_type;
    typedef computed-from-template-arguments rounding_error_type;
    typedef computed-from-template-arguments evaluation_error_type;
    typedef computed-from-template-arguments indeterminate_result_error_type;
    typedef computed-from-template-arguments precision_type;
    typedef computed-from-template-arguments promote_float_type;
    typedef computed-from-template-arguments promote_double_type;
    typedef computed-from-template-arguments discrete_quantile_type;
    typedef computed-from-template-arguments assert_undefined_type;
};

template <...argument list...>
typename normalise<policy<>, A1>::type make_policy(...argument list..);

template <class Policy,
          class A1 = default_policy,
          class A2 = default_policy,
          class A3 = default_policy,
          class A4 = default_policy,
          class A5 = default_policy,
          class A6 = default_policy,
          class A7 = default_policy,
          class A8 = default_policy,
          class A9 = default_policy,
          class A10 = default_policy,
          class A11 = default_policy,
          class A12 = default_policy,
          class A13 = default_policy>
struct normalise
{
    typedef computed-from-template-arguments type;
};

```

The member typedefs of class `policy` are intended for internal use but are documented briefly here for the sake of completeness.

```
policy<...>::domain_error_type
```

Specifies how domain errors are handled, will be an instance of `boost::math::policies::domain_error<>` with the template argument to `domain_error` one of the `error_policy_type` enumerated values.

```
policy<...>::pole_error_type
```

Specifies how pole-errors are handled, will be an instance of `boost::math::policies::pole_error<>` with the template argument to `pole_error` one of the `error_policy_type` enumerated values.

```
policy<...>::overflow_error_type
```

Specifies how overflow errors are handled, will be an instance of `boost::math::policies::overflow_error<>` with the template argument to `overflow_error` one of the `error_policy_type` enumerated values.

```
policy<...>::underflow_error_type
```

Specifies how underflow errors are handled, will be an instance of `boost::math::policies::underflow_error<>` with the template argument to `underflow_error` one of the `error_policy_type` enumerated values.

```
policy<...>::denorm_error_type
```

Specifies how denorm errors are handled, will be an instance of `boost::math::policies::denorm_error<>` with the template argument to `denorm_error` one of the `error_policy_type` enumerated values.

```
policy<...>::rounding_error_type
```

Specifies how rounding errors are handled, will be an instance of `boost::math::policies::rounding_error<>` with the template argument to `rounding_error` one of the `error_policy_type` enumerated values.

```
policy<...>::evaluation_error_type
```

Specifies how evaluation errors are handled, will be an instance of `boost::math::policies::evaluation_error<>` with the template argument to `evaluation_error` one of the `error_policy_type` enumerated values.

```
policy<...>::indeterminate_error_type
```

Specifies how indeterminate result errors are handled, will be an instance of `boost::math::policies::indeterminate_result_error<>` with the template argument to `indeterminate_result_error` one of the `error_policy_type` enumerated values.

```
policy<...>::precision_type
```

Specifies the internal precision to use in binary digits (uses zero to represent whatever the default precision is). Will be an instance of `boost::math::policies::digits2<N>` which in turn inherits from `boost::mpl::int_<N>`.

```
policy<...>::promote_float_type
```

Specifies whether or not to promote float arguments to double precision internally. Will be an instance of `boost::math::policies::promote_float` which in turn inherits from `boost::mpl::bool_`.

```
policy<...>::promote_double_type
```

Specifies whether or not to promote double arguments to long double precision internally. Will be an instance of `boost::math::policies::promote_float` which in turn inherits from `boost::mpl::bool_`.

```
policy<...>::discrete_quantile_type
```

Specifies how discrete quantiles are evaluated, will be an instance of `boost::math::policies::discrete_quantile<>` instantiated with one of the `discrete_quantile_policy_type` enumerated type.

```
policy<...>::assert_undefined_type
```

Specifies whether mathematically-undefined properties are asserted as compile-time errors, or treated as runtime errors instead. Will be an instance of `boost::math::policies::assert_undefined` which in turn inherits from `boost::math::mpl::bool_`.

```
template <...argument list...>
typename normalise<policy<>, A1>::type make_policy(...argument list..);
```

`make_policy` is a helper function that converts a list of policies into a normalised policy class.

```
template <class Policy,
         class A1 = default_policy,
         class A2 = default_policy,
         class A3 = default_policy,
         class A4 = default_policy,
         class A5 = default_policy,
         class A6 = default_policy,
         class A7 = default_policy,
         class A8 = default_policy,
         class A9 = default_policy,
         class A10 = default_policy,
         class A11 = default_policy,
         class A12 = default_policy,
         class A13 = default_policy>
struct normalise
{
    typedef computed-from-template-arguments type;
};
```

The `normalise` class template converts one instantiation of the `policy` class into a normalised form. This is used internally to reduce code bloat: so that instantiating a special function on `policy<A,B>` or `policy<B,A>` actually both generate the same code internally.

Further more, `normalise` can be used to combine a policy with one or more policies: for example many of the special functions will use this to set policies which they don't make use of to their default values, before forwarding to the actual implementation. In this way code bloat is reduced, since the actual implementation depends only on the policy types that they actually use.

Performance

Performance Overview

By and large the performance of this library should be acceptable for most needs. However, you should note that this library's primary emphasis is on accuracy and numerical stability, and *not* speed.

In terms of the algorithms used, this library aims to use the same "best of breed" algorithms as many other libraries: the principle difference is that this library is implemented in C++ - taking advantage of all the abstraction mechanisms that C++ offers - where as most traditional numeric libraries are implemented in C or FORTRAN. Traditionally languages such as C or FORTRAN are perceived as easier to optimise than more complex languages like C++, so in a sense this library provides a good test of current compiler technology, and the "abstraction penalty" - if any - of C++ compared to other languages.

The two most important things you can do to ensure the best performance from this library are:

1. Turn on your compilers optimisations: the difference between "release" and "debug" builds can easily be a [factor of 20](#).
2. Pick your compiler carefully: [performance differences of up to 8 fold](#) have been found between some Windows compilers for example.

The [performance section](#) contains more information on the performance of this library, what you can do to fine tune it, and how this library compares to some other open source alternatives.

Interpreting these Results

In all of the following tables, the best performing result in each row, is assigned a relative value of "1" and shown in bold, so a score of "2" means *"twice as slow as the best performing result"*. Actual timings in seconds per function call are also shown in parenthesis.

Result were obtained on a system with an Intel 2.8GHz Pentium 4 processor with 2Gb of RAM and running either Windows XP or Mandriva Linux.



Caution

As usual with performance results these should be taken with a large pinch of salt: relative performance is known to shift quite a bit depending upon the architecture of the particular test system used. Further more, our performance results were obtained using our own test data: these test values are designed to provide good coverage of our code and test all the appropriate corner cases. They do not necessarily represent "typical" usage: whatever that may be!



Note

Since these tests were run, most compilers have improved their code optimisation, and processor speeds have improved too, so these results are known to be out of date.

Getting the Best Performance from this Library

By far the most important thing you can do when using this library is turn on your compiler's optimisation options. As the following table shows the penalty for using the library in debug mode can be quite large.

Table 53. Performance Comparison of Release and Debug Settings

Function	Microsoft Visual C++ 8.0 Debug Settings: /Od /ZI	Microsoft Visual C++ 8.0 Release settings: /Ox /arch:SSE2
erf	16.65 (1.028e-006s)	1.00 (1.483e-007s)
erf_inv	19.28 (1.215e-006s)	1.00 (4.888e-007s)
ibeta and ibetac	8.32 (1.540e-005s)	1.00 (1.852e-006s)
ibeta_inv and ibetac_inv	10.25 (7.492e-005s)	1.00 (7.311e-006s)
ibeta_inva , ibetac_inva , ibeta_invb and ibetac_invb	8.57 (2.441e-004s)	1.00 (2.847e-005s)
gamma_p and gamma_q	10.98 (1.044e-005s)	1.00 (9.504e-007s)
gamma_p_inv and gamma_q_inv	10.25 (3.721e-005s)	1.00 (3.631e-006s)
gamma_p_inva and gamma_q_inva	11.26 (1.124e-004s)	1.00 (9.982e-006s)

Comparing Compilers

After a good choice of build settings the next most important thing you can do, is choose your compiler - and the standard C library it sits on top of - very carefully. GCC-3.x in particular has been found to be particularly bad at inlining code, and performing the kinds of high level transformations that good C++ performance demands (thankfully GCC-4.x is somewhat better in this respect).

Table 54. Performance Comparison of Various Windows Compilers

Function	Intel C++ 10.0 (/Ox /Qipo /QxN)	Microsoft Visual C++ 8.0 (/Ox /arch:SSE2)	Cygwin G++ 3.4 (/O3)
<code>erf</code>	1.00 (4.118e-008s)	1.00 (1.483e-007s)	3.24 (1.336e-007s)
<code>erf_inv</code>	1.00 (4.439e-008s)	1.00 (4.888e-007s)	7.88 (3.500e-007s)
<code>ibeta</code> and <code>ibetac</code>	1.00 (1.631e-006s)	1.14 (1.852e-006s)	3.05 (4.975e-006s)
<code>ibeta_inv</code> and <code>ibetac_inv</code>	1.00 (6.133e-006s)	1.19 (7.311e-006s)	2.60 (1.597e-005s)
<code>ibeta_inva</code> , <code>ibetac_inva</code> , <code>ibeta_invb</code> and <code>ibetac_invb</code>	1.00 (2.453e-005s)	1.16 (2.847e-005s)	2.83 (6.947e-005s)
<code>gamma_p</code> and <code>gamma_q</code>	1.00 (6.735e-007s)	1.41 (9.504e-007s)	2.78 (1.872e-006s)
<code>gamma_p_inv</code> and <code>gamma_q_inv</code>	1.00 (2.637e-006s)	1.38 (3.631e-006s)	3.31 (8.736e-006s)
<code>gamma_p_inva</code> and <code>gamma_q_inva</code>	1.00 (7.716e-006s)	1.29 (9.982e-006s)	2.56 (1.974e-005s)

Performance Tuning Macros

There are a small number of performance tuning options that are determined by configuration macros. These should be set in `boost/math/tools/user.hpp`; or else reported to the Boost-development mailing list so that the appropriate option for a given compiler and OS platform can be set automatically in our configuration setup.

Macro	Meaning
<code>BOOST_MATH_POLY_METHOD</code>	Determines how polynomials and most rational functions are evaluated. Define to one of the values 0, 1, 2 or 3: see below for the meaning of these values.
<code>BOOST_MATH_RATIONAL_METHOD</code>	Determines how symmetrical rational functions are evaluated: mostly this only effects how the Lanczos approximation is evaluated, and how the <code>evaluate_rational</code> function behaves. Define to one of the values 0, 1, 2 or 3: see below for the meaning of these values.
<code>BOOST_MATH_MAX_POLY_ORDER</code>	The maximum order of polynomial or rational function that will be evaluated by a method other than 0 (a simple "for" loop).
<code>BOOST_MATH_INT_TABLE_TYPE(RT, IT)</code>	<p>Many of the coefficients to the polynomials and rational functions used by this library are integers. Normally these are stored as tables as integers, but if mixed integer / floating point arithmetic is much slower than regular floating point arithmetic then they can be stored as tables of floating point values instead. If mixed arithmetic is slow then add:</p> <pre>#define BOOST_MATH_INT_TABLE_TYPE(RT, IT) RT</pre> <p>to <code>boost/math/tools/user.hpp</code>, otherwise the default of:</p> <pre>#define BOOST_MATH_INT_TABLE_TYPE(RT, IT) IT</pre> <p>Set in <code>boost/math/config.hpp</code> is fine, and may well result in smaller code.</p>

The values to which `BOOST_MATH_POLY_METHOD` and `BOOST_MATH_RATIONAL_METHOD` may be set are as follows:

Value	Effect
0	<p>The polynomial or rational function is evaluated using Horner's method, and a simple for-loop.</p> <p>Note that if the order of the polynomial or rational function is a runtime parameter, or the order is greater than the value of <code>BOOST_MATH_MAX_POLY_ORDER</code>, then this method is always used, irrespective of the value of <code>BOOST_MATH_POLY_METHOD</code> or <code>BOOST_MATH_RATIONAL_METHOD</code>.</p>
1	<p>The polynomial or rational function is evaluated without the use of a loop, and using Horner's method. This only occurs if the order of the polynomial is known at compile time and is less than or equal to <code>BOOST_MATH_MAX_POLY_ORDER</code>.</p>
2	<p>The polynomial or rational function is evaluated without the use of a loop, and using a second order Horner's method. In theory this permits two operations to occur in parallel for polynomials, and four in parallel for rational functions. This only occurs if the order of the polynomial is known at compile time and is less than or equal to <code>BOOST_MATH_MAX_POLY_ORDER</code>.</p>
3	<p>The polynomial or rational function is evaluated without the use of a loop, and using a second order Horner's method. In theory this permits two operations to occur in parallel for polynomials, and four in parallel for rational functions. This differs from method "2" in that the code is carefully ordered to make the parallelisation more obvious to the compiler: rather than relying on the compiler's optimiser to spot the parallelisation opportunities. This only occurs if the order of the polynomial is known at compile time and is less than or equal to <code>BOOST_MATH_MAX_POLY_ORDER</code>.</p>

To determine which of these options is best for your particular compiler/platform build the performance test application with your usual release settings, and run the program with the `--tune` command line option.

In practice the difference between methods is rather small at present, as the following table shows. However, parallelisation /vectorisation is likely to become more important in the future: quite likely the methods currently supported will need to be supplemented or replaced by ones more suited to highly vectorisable processors in the future.

Table 55. A Comparison of Polynomial Evaluation Methods

Compiler/platform	Method 0	Method 1	Method 2	Method 3
Microsoft C++ 9.0, Polynomial evaluation	1.26 (7.421e-008s)	1.22 (7.226e-008s)	1.00 (5.901e-008s)	1.04 (6.115e-008s)
Microsoft C++ 9.0, Rational evaluation	1.00 (1.008e-007s)	1.00 (1.008e-007s)	1.43 (1.445e-007s)	1.40 (1.409e-007s)
Intel C++ 11.1 (Windows), Polynomial evaluation	1.18 (6.517e-008s)	1.18 (6.505e-008s)	1.00 (5.516e-008s)	1.00 (5.516e-008s)
Intel C++ 11.1 (Windows), Rational evaluation	1.00 (8.947e-008s)	1.02 (9.130e-008s)	1.49 (1.333e-007s)	1.04 (9.325e-008s)
GNU G++ 4.2 (Linux), Polynomial evaluation	1.61 (1.220e-007s)	1.68 (1.269e-007s)	1.23 (9.275e-008s)	1.00 (7.566e-008s)
GNU G++ 4.2 (Linux), Rational evaluation	1.26 (1.660e-007s)	1.33 (1.758e-007s)	1.00 (1.318e-007s)	1.15 (1.513e-007s)
Intel C++ 10.0 (Linux), Polynomial evaluation	1.15 (9.154e-008s)	1.15 (9.154e-008s)	1.00 (7.934e-008s)	1.00 (7.934e-008s)
Intel C++ 10.0 (Linux), Rational evaluation	1.00 (1.245e-007s)	1.00 (1.245e-007s)	1.35 (1.684e-007s)	1.04 (1.294e-007s)

There is one final performance tuning option that is available as a compile time [policy](#). Normally when evaluating functions at `double` precision, these are actually evaluated at `long double` precision internally: this helps to ensure that as close to full `double` precision as possible is achieved, but may slow down execution in some environments. The defaults for this policy can be changed by [defining the macro `BOOST_MATH_PROMOTE_DOUBLE_POLICY` to `false`](#), or [by specifying a specific policy](#) when calling the special functions or distributions. See also the [policy tutorial](#).

Table 56. Performance Comparison with and Without Internal Promotion to long double

Function	GCC 4.2 , Linux (with internal promotion of double to long double).	GCC 4.2, Linux (without promotion of double).
<code>erf</code>	1.48 (1.387e-007s)	1.00 (9.377e-008s)
<code>erf_inv</code>	1.11 (4.009e-007s)	1.00 (3.598e-007s)
<code>ibeta</code> and <code>ibetac</code>	1.29 (5.354e-006s)	1.00 (4.137e-006s)
<code>ibeta_inv</code> and <code>ibetac_inv</code>	1.44 (2.220e-005s)	1.00 (1.538e-005s)
<code>ibeta_inva</code> , <code>ibetac_inva</code> , <code>ibeta_invb</code> and <code>ibetac_invb</code>	1.25 (7.009e-005s)	1.00 (5.607e-005s)
<code>gamma_p</code> and <code>gamma_q</code>	1.26 (3.116e-006s)	1.00 (2.464e-006s)
<code>gamma_p_inv</code> and <code>gamma_q_inv</code>	1.27 (1.178e-005s)	1.00 (9.291e-006s)
<code>gamma_p_inva</code> and <code>gamma_q_inva</code>	1.20 (2.765e-005s)	1.00 (2.311e-005s)

Comparisons to Other Open Source Libraries

We've run our performance tests both for our own code, and against other open source implementations of the same functions. The results are presented below to give you a rough idea of how they all compare.



Caution

You should exercise extreme caution when interpreting these results, relative performance may vary by platform, the tests use data that gives good code coverage of *our* code, but which may skew the results towards the corner cases. Finally, remember that different libraries make different choices with regard to performance verses numerical stability.

Comparison to GSL-1.13 and Cephes

All the results were measured on a 2.0GHz Intel T5800 Core 2 Duo, 4Gb RAM, Windows Vista machine, with the test program compiled with Microsoft Visual C++ 2009 using the /Ox option.

Function	Boost	GSL-1.9	Cephes
cbrt	1.00 (4.873e-007s)	N/A	1.00 (6.699e-007s)
log1p	1.00 (1.664e-007s)	1.00 (2.677e-007s)	1.00 (1.189e-007s)
expm1	1.00 (8.760e-008s)	1.00 (1.248e-007s)	1.00 (8.169e-008s)
tgamma	1.80 (2.997e-007s)	1.54 (2.569e-007s)	1.00 (1.666e-007s)
lgamma	2.20 (3.045e-007s)	4.14 (5.713e-007s)	1.00 (1.381e-007s)
erf and erfc	1.00 (1.483e-007s)	1.00 (7.052e-007s)	1.00 (1.722e-007s)
gamma_p and gamma_q	1.00 (6.182e-007s)	3.57 (2.209e-006s)	4.29 (2.651e-006s)
gamma_p_inv and gamma_q_inv	1.00 (1.943e-006s)	N/A	+INF ¹
ibeta and ibetac	1.00 (1.670e-006s)	1.16 (1.935e-006s)	1.16 (1.935e-006s)
ibeta_inv and ibetac_inv	1.00 (6.075e-006s)	N/A	2.45 (1.489e-005s)
cyl_bessel_j	17.89 ² (4.248e-005s)	1.00 (5.214e-006s)	1.00 (2.374e-006s)
cyl_bessel_i	1.00 (5.924e-006s)	1.00 (4.487e-006s)	1.00 (4.823e-006s)
cyl_bessel_k	1.00 (2.783e-006s)	1.00 (3.927e-006s)	N/A
cyl_neumann	1.00 (4.465e-006s)	1.00 (1.230e-005s)	1.00 (4.977e-006s)

¹ Cephes gets stuck in an infinite loop while trying to execute our test cases.

² The performance here is dominated by a few cases where the parameters grow very large: faster asymptotic expansions are available, but are of limited (or even frankly terrible) precision. The same issue effects all of our Bessel function implementations, but doesn't necessarily show in the current performance data. More investigation is needed here.

Comparison to the R and DCDFLIB Statistical Libraries on Windows

All the results were measured on a 2.0GHz Intel T5800 Core 2 Duo, 4Gb RAM, Windows Vista machine, with the test program compiled with Microsoft Visual C++ 2009, and R-2.9.2 compiled in "standalone mode" with MinGW-4.3 (R-2.9.2 appears not to be buildable with Visual C++).

Table 57. A Comparison to the R Statistical Library on Windows XP

Statistical Function	Boost	R	DCDFLIB
Beta Distribution CDF	1.08 (1.385e-006s)	1.00 (1.278e-006s)	1.06 (1.349e-006s)
Beta Distribution Quantile	1.00 (4.975e-006s)	67.66 ¹ (3.366e-004s)	4.23 (2.103e-005s)
Binomial Distribution CDF	1.06 (4.503e-007s)	1.81 (7.680e-007s)	1.00 (4.239e-007s)
Binomial Distribution Quantile	1.00 (3.254e-006s)	1.15 (3.746e-006s)	7.25 (2.358e-005s)
Cauchy Distribution CDF	1.00 (1.134e-007s)	1.08 (1.227e-007s)	NA
Cauchy Distribution Quantile	1.00 (1.203e-007s)	1.00 (1.203e-007s)	NA
Chi Squared Distribution CDF	1.21 (5.021e-007s)	2.83 (1.176e-006s)	1.00 (4.155e-007s)
Chi Squared Distribution Quantile	1.00 (1.930e-006s)	2.72 (5.243e-006s)	5.73 (1.106e-005s)
Exponential Distribution CDF	1.00 (3.798e-008s)	5.89 (2.236e-007s)	NA
Exponential Distribution Quantile	1.41 (9.006e-008s)	1.00 (6.380e-008s)	NA
Fisher F Distribution CDF	1.00 (9.556e-007s)	1.34 (1.283e-006s)	1.24 (1.183e-006s)
Fisher F Distribution Quantile	1.00 (6.987e-006s)	1.33 (9.325e-006s)	3.16 (2.205e-005s)
Gamma Distribution CDF	1.52 (6.240e-007s)	3.11 (1.279e-006s)	1.00 (4.111e-007s)
Gamma Distribution Quantile	1.24 (2.179e-006s)	6.25 (1.102e-005s)	1.00 (1.764e-006s)

Statistical Function	Boost	R	DCDFLIB
hypergeometric Distribution CDF	3.60 ² (5.987e-007s)	1.00 (1.665e-007s)	NA
hypergeometric Distribution Quantile	1.00 (5.684e-007s)	3.53 (2.004e-006s)	NA
Logistic Distribution CDF	1.00 (1.714e-007s)	5.24 (8.984e-007s)	NA
Logistic Distribution Quantile	1.02 (2.084e-007s)	1.00 (2.043e-007s)	NA
Log-normal Distribution CDF	1.00 (3.579e-007s)	1.49 (5.332e-007s)	NA
Log-normal Distribution Quantile	1.00 (9.622e-007s)	1.57 (1.507e-006s)	NA
Negative Binomial Distribution CDF	1.00 (6.227e-007s)	2.25 (1.403e-006s)	2.21 (1.378e-006s)
Negative Binomial Distribution Quantile	1.00 (8.594e-006s)	43.43 ³ (3.732e-004s)	3.48 (2.994e-005s)
Noncentral Chi Squared Distribution CDF	2.16 (3.926e-006s)	79.93 (1.450e-004s)	1.00 (1.814e-006s)
Noncentral Chi Squared Distribution Quantile	5.00 (3.393e-004s)	393.90 ⁴ (2.673e-002s)	1.00 (6.786e-005s)
Noncentral F Distribution CDF	1.59 (1.128e-005s)	1.00 (7.087e-006s)	1.00 (4.274e-006s)
Noncentral F Distribution Quantile	1.00 (4.750e-004s)	1.62 (7.681e-004s)	1.00 (4.274e-006s)
noncentral T distribution CDF	3.41 (1.852e-005s)	1.00 (5.436e-006s)	NA
noncentral T distribution Quantile	1.31 (5.768e-004s)	1.00 ⁵ (4.411e-004s)	NA

Statistical Function	Boost	R	DCDFLIB
Normal Distribution CDF	1.00 (8.373e-008s)	1.68 (1.409e-007s)	6.01 (5.029e-007s)
Normal Distribution Quantile	1.29 (1.521e-007s)	1.00 (1.182e-007s)	10.85 (1.283e-006s)
Poisson Distribution CDF	1.18 (5.193e-007s)	2.98 (1.314e-006s)	1.00 (4.410e-007s)
Poisson Distribution	1.00 (1.203e-006s)	2.20 (2.642e-006s)	7.86 (9.457e-006s)
Students t Distribution CDF	1.00 (8.655e-007s)	1.06 (9.166e-007s)	1.04 (8.999e-007s)
Students t Distribution Quantile	1.00 (2.294e-006s)	1.36 (3.131e-006s)	4.82 (1.106e-005s)
Weibull Distribution CDF	1.00 (1.865e-007s)	2.33 (4.341e-007s)	NA
Weibull Distribution Quantile	1.00 (3.608e-007s)	1.22 (4.410e-007s)	NA

¹ There are a small number of our test cases where the R library fails to converge on a result: these tend to dominate the performance result.

² This result is somewhat misleading: for small values of the parameters there is virtually no difference between the two libraries, but for large values the Boost implementation is *much* slower, albeit with much improved precision.

³ The R library appears to use a linear-search strategy, that can perform very badly in a small number of pathological cases, but may or may not be more efficient in "typical" cases

⁴ There are a small number of our test cases where the R library fails to converge on a result: these tend to dominate the performance result.

⁵ There are a small number of our test cases where the R library fails to converge on a result: these tend to dominate the performance result.

Comparison to the R Statistical Library on Linux

All the results were measured on a 2.0GHz Intel T5800 Core 2 Duo, 4Gb RAM, Ubuntu Linux 9 machine, with the test program and R-2.9.2 compiled with GNU G++ 4.3.3 using -O3 -DNDEBUG=1.

Table 58. A Comparison to the R Statistical Library on Linux

Statistical Function	Boost	R	DCDFLIB
Beta Distribution CDF	2.09 (3.189e-006s)	1.00 (1.526e-006s)	1.19 (1.822e-006s)
Beta Distribution Quantile	1.00 (1.185e-005s)	30.51 ¹ (3.616e-004s)	2.52 (2.989e-005s)
Binomial Distribution CDF	4.41 (9.175e-007s)	3.59 (7.476e-007s)	1.00 (2.081e-007s)
Binomial Distribution Quantile	1.57 (6.925e-006s)	1.00 (4.407e-006s)	7.43 (3.274e-005s)
Cauchy Distribution CDF	1.00 (1.594e-007s)	1.04 (1.654e-007s)	NA
Cauchy Distribution Quantile	1.21 (1.752e-007s)	1.00 (1.448e-007s)	NA
Chi Squared Distribution CDF	2.61 (1.376e-006s)	2.36 (1.243e-006s)	1.00 (5.270e-007s)
Chi Squared Distribution Quantile	1.00 (4.252e-006s)	1.34 (5.700e-006s)	3.47 (1.477e-005s)
Exponential Distribution CDF	1.00 (1.342e-007s)	1.25 (1.677e-007s)	NA
Exponential Distribution Quantile	1.00 (8.827e-008s)	1.07 (9.470e-008s)	NA
Fisher F Distribution CDF	1.62 (2.324e-006s)	1.19 (1.711e-006s)	1.00 (1.437e-006s)
Fisher F Distribution Quantile	1.53 (1.577e-005s)	1.00 (1.033e-005s)	2.63 (2.719e-005s)
Gamma Distribution CDF	3.18 (1.582e-006s)	2.63 (1.309e-006s)	1.00 (4.980e-007s)
Gamma Distribution Quantile	2.19 (4.770e-006s)	6.94 (1.513e-005s)	1.00 (2.179e-006s)

Statistical Function	Boost	R	DCDFLIB
hypergeometric Distribution CDF	2.20 ² (3.522e-007s)	1.00 (1.601e-007s)	NA
hypergeometric Distribution Quantile	1.00 (8.279e-007s)	2.57 (2.125e-006s)	NA
Logistic Distribution CDF	1.00 (9.398e-008s)	2.75 (2.588e-007s)	NA
Logistic Distribution Quantile	1.00 (9.893e-008s)	1.30 (1.285e-007s)	NA
Log-normal Distribution CDF	1.00 (1.831e-007s)	1.39 (2.539e-007s)	NA
Log-normal Distribution Quantile	1.10 (5.551e-007s)	1.00 (5.037e-007s)	NA
Negative Binomial Distribution CDF	1.08 (1.563e-006s)	1.00 (1.444e-006s)	1.00 (1.444e-006s)
Negative Binomial Distribution Quantile	1.00 (1.700e-005s)	25.92 ³ (4.407e-004s)	1.93 (3.274e-005s)
Noncentral Chi Squared Distribution CDF	5.06 (2.841e-005s)	25.01 (1.405e-004s)	1.00 (5.617e-006s)
Noncentral Chi Squared Distribution Quantile	8.47 (1.879e-003s)	144.91 ⁴ (3.214e-002s)	1.00 (2.218e-004s)
Noncentral F Distribution CDF	10.33 (5.868e-005s)	1.42 (8.058e-006s)	1.00 (5.682e-006s)
Noncentral F Distribution Quantile	5.64 (7.869e-004s)	6.63 (9.256e-004s)	1.00 (1.396e-004s)
noncentral T distribution CDF	4.91 (3.357e-005s)	1.00 (6.844e-006s)	NA
noncentral T distribution Quantile	1.57 (9.265e-004s)	1.00 ⁵ (5.916e-004s)	NA

Statistical Function	Boost	R	DCDFLIB
Normal Distribution CDF	1.00 (1.074e-007s)	1.16 (1.245e-007s)	5.36 (5.762e-007s)
Normal Distribution Quantile	1.28 (1.902e-007s)	1.00 (1.490e-007s)	10.35 (1.542e-006s)
Poisson Distribution CDF	2.43 (1.198e-006s)	2.25 (1.110e-006s)	1.00 (4.937e-007s)
Poisson Distribution	1.11 (3.032e-006s)	1.00 (2.724e-006s)	4.07 (1.110e-005s)
Students t Distribution CDF	2.17 (2.020e-006s)	1.00 (9.321e-007s)	1.10 (1.021e-006s)
Students t Distribution Quantile	1.18 (3.972e-006s)	1.00 (3.364e-006s)	3.89 (1.308e-005s)
Weibull Distribution CDF	1.00 (3.662e-007s)	1.04 (3.808e-007s)	NA
Weibull Distribution Quantile	1.00 (4.112e-007s)	1.05 (4.317e-007s)	NA

¹ There are a small number of our test cases where the R library fails to converge on a result: these tend to dominate the performance result.

² This result is somewhat misleading: for small values of the parameters there is virtually no difference between the two libraries, but for large values the Boost implementation is *much* slower, albeit with much improved precision.

³ The R library appears to use a linear-search strategy, that can perform very badly in a small number of pathological cases, but may or may not be more efficient in "typical" cases

⁴ There are a small number of our test cases where the R library fails to converge on a result: these tend to dominate the performance result.

⁵ There are a small number of our test cases where the R library fails to converge on a result: these tend to dominate the performance result.

The Performance Test Application

Under *boost-path/libs/math/performance* you will find a (fairly rudimentary) performance test application for this library.

To run this application yourself, build the all the .cpp files in *boost-path/libs/math/performance* into an application using your usual release-build settings. Run the application with `--help` to see a full list of options, or with `--all` to test everything (which takes quite a while), or with `--tune` to test the [available performance tuning options](#).

If you want to use this application to test the effect of changing any of the [Policies](#), then you will need to build and run it twice: once with the default [Policies](#), and then a second time with the [Policies](#) you want to test set as the default.

Backgrounders

Additional Implementation Notes

The majority of the implementation notes are included with the documentation of each function or distribution. The notes here are of a more general nature, and reflect more the general implementation philosophy used.

Implementation philosophy

"First be right, then be fast."

There will always be potential compromises to be made between speed and accuracy. It may be possible to find faster methods, particularly for certain limited ranges of arguments, but for most applications of math functions and distributions, we judge that speed is rarely as important as accuracy.

So our priority is accuracy.

To permit evaluation of accuracy of the special functions, production of extremely accurate tables of test values has received considerable effort.

(It also required much CPU effort - there was some danger of molten plastic dripping from the bottom of JM's laptop, so instead, PAB's Dual-core desktop was kept 50% busy for **days** calculating some tables of test values!)

For a specific RealType, say float or double, it may be possible to find approximations for some functions that are simpler and thus faster, but less accurate (perhaps because there are no refining iterations, for example, when calculating inverse functions).

If these prove accurate enough to be "fit for his purpose", then a user may substitute his custom specialization.

For example, there are approximations dating back from times when computation was a **lot** more expensive:

H Goldberg and H Levine, Approximate formulas for percentage points and normalisation of t and chi squared, Ann. Math. Stat., 17(4), 216 - 225 (Dec 1946).

A H Carter, Approximations to percentage points of the z-distribution, Biometrika 34(2), 352 - 358 (Dec 1947).

These could still provide sufficient accuracy for some speed-critical applications.

Accuracy and Representation of Test Values

In order to be accurate enough for as many as possible real types, constant values are given to 50 decimal digits if available (though many sources proved only accurate near to 64-bit double precision). Values are specified as long double types by appending L, unless they are exactly representable, for example integers, or binary fractions like 0.125. This avoids the risk of loss of accuracy converting from double, the default type. Values are used after `static_cast<RealType>(1.2345L)` to provide the appropriate RealType for spot tests.

Functions that return constants values, like kurtosis for example, are written as

```
static_cast<RealType>(-3) / 5;
```

to provide the most accurate value that the compiler can compute for the real type. (The denominator is an integer and so will be promoted exactly).

So tests for one third, **not** exactly representable with radix two floating-point, (should) use, for example:

```
static_cast<RealType>(1) / 3;
```

If a function is very sensitive to changes in input, specifying an inexact value as input (such as 0.1) can throw the result off by a noticeable amount: 0.1f is "wrong" by $\sim 1e-7$ for example (because 0.1 has no exact binary representation). That is why exact binary values - halves, quarters, and eighths etc - are used in test code along with the occasional fraction a/b with b a power of two (in order to ensure that the result is an exactly representable binary value).

Tolerance of Tests

The tolerances need to be set to the maximum of:

- Some epsilon value.
- The accuracy of the data (often only near 64-bit double).

Otherwise when long double has more digits than the test data, then no amount of tweaking an epsilon based tolerance will work.

A common problem is when tolerances that are suitable for implementations like Microsoft VS.NET where double and long double are the same size: tests fail on other systems where long double is more accurate than double. Check first that the suffix L is present, and then that the tolerance is big enough.

Handling Unsuitable Arguments

In [Errors in Mathematical Special Functions](#), J. Marraffino & M. Paterno it is proposed that signalling a domain error is mandatory when the argument would give an mathematically undefined result.

- Guideline 1

A mathematical function is said to be defined at a point $a = (a_1, a_2, \dots)$ if the limits as $x = (x_1, x_2, \dots)$ 'approaches a from all directions agree'. The defined value may be any number, or +infinity, or -infinity.

Put crudely, if the function goes to + infinity and then emerges 'round-the-back' with - infinity, it is NOT defined.

The library function which approximates a mathematical function shall signal a domain error whenever evaluated with argument values for which the mathematical function is undefined.

- Guideline 2

The library function which approximates a mathematical function shall signal a domain error whenever evaluated with argument values for which the mathematical function obtains a non-real value.

This implementation is believed to follow these proposals and to assist compatibility with *ISO/IEC 9899:1999 Programming languages - C* and with the [Draft Technical Report on C++ Library Extensions, 2005-06-24, section 5.2.1, paragraph 5](#). See also [domain_error](#).

See [policy reference](#) for details of the error handling policies that should allow a user to comply with any of these recommendations, as well as other behaviour.

See [error handling](#) for a detailed explanation of the mechanism, and [error_handling example](#) and [error_handling_example.cpp](#)



Caution

If you enable throw but do NOT have try & catch block, then the program will terminate with an uncaught exception and probably abort. Therefore to get the benefit of helpful error messages, enabling **all** exceptions **and** using try&catch is recommended for all applications. However, for simplicity, this is not done for most examples.

Handling of Functions that are Not Mathematically defined

Functions that are not mathematically defined, like the Cauchy mean, fail to compile by default. A [policy](#) allows control of this.

If the policy is to permit undefined functions, then calling them throws a domain error, by default. But the error policy can be set to not throw, and to return NaN instead. For example,

```
#define BOOST_MATH_DOMAIN_ERROR_POLICY ignore_error
```

appears before the first Boost include, then if the un-implemented function is called, `mean(cauchy<>())` will return `std::numeric_limits<T>::quiet_NaN()`.



Warning

If `std::numeric_limits<T>::has_quiet_NaN` is false (for example, if `T` is a User-defined type without NaN support), then an exception will always be thrown when a domain error occurs. Catching exceptions is therefore strongly recommended.

Median of distributions

There are many distributions for which we have been unable to find an analytic formula, and this has deterred us from implementing [median functions](#), the mid-point in a list of values.

However a useful numerical approximation for distribution `dist` is available as usual as an accessor non-member function `median` using `median(dist)`, that may be evaluated (in the absence of an analytic formula) by calling

`quantile(dist, 0.5)` (this is the *mathematical* definition of course).

[Mean, Median, and Skew, Paul T von Hippel](#)

[Descriptive Statistics](#),

and

[Mathematica Basic Statistics](#). give more detail, in particular for discrete distributions.

Handling of Floating-Point Infinity

Some functions and distributions are well defined with `+` or `-` infinity as argument(s), but after some experiments with handling infinite arguments as special cases, we concluded that it was generally more useful to forbid this, and instead to return the result of [domain_error](#).

Handling infinity as special cases is additionally complicated because, unlike built-in types on most - but not all - platforms, not all User-Defined Types are specialized to provide `std::numeric_limits<RealType>::infinity()` and would return zero rather than any representation of infinity.

The rationale is that non-finiteness may happen because of error or overflow in the users code, and it will be more helpful for this to be diagnosed promptly rather than just continuing. The code also became much more complicated, more error-prone, much more work to test, and much less readable.

However in a few cases, for example normal, where we felt it obvious, we have permitted argument(s) to be infinity, provided infinity is implemented for the `RealType` on that implementation, and it is supported and tested by the distribution.

The range for these distributions is set to infinity if supported by the platform, (by testing `std::numeric_limits<RealType>::has_infinity`) else the maximum value provided for the `RealType` by `Boost.Math`.

Testing for `has_infinity` is obviously important for arbitrary precision types where infinity makes much less sense than for IEEE754 floating-point.

So far we have not set `support()` function (only range) on the grounds that the PDF is uninteresting/zero for infinities.

Users who require special handling of infinity (or other specific value) can, of course, always intercept this before calling a distribution or function and return their own choice of value, or other behavior. This will often be simpler than trying to handle the aftermath of the error policy.

Overflow, underflow, denorm can be handled using [error handling policies](#).

We have also tried to catch boundary cases where the mathematical specification would result in divide by zero or overflow and signalling these similarly. What happens at (and near), poles can be controlled through [error handling policies](#).

Scale, Shape and Location

We considered adding location and scale to the list of functions, for example:

```
template <class RealType>
inline RealType scale(const triangular_distribution<RealType>& dist)
{
    RealType lower = dist.lower();
    RealType mode = dist.mode();
    RealType upper = dist.upper();
    RealType result; // of checks.
    if(false == detail::check_triangular(BOOST_CURRENT_FUNCTION, lower, mode, upper, &result))
    {
        return result;
    }
    return (upper - lower);
}
```

but found that these concepts are not defined (or their definition too contentious) for too many distributions to be generally applicable. Because they are non-member functions, they can be added if required.

Notes on Implementation of Specific Functions & Distributions

- Default parameters for the Triangular Distribution. We are uncertain about the best default parameters. Some sources suggest that the Standard Triangular Distribution has lower = 0, mode = half and upper = 1. However as a approximation for the normal distribution, the most common usage, lower = -1, mode = 0 and upper = 1 would be more suitable.

Rational Approximations Used

Some of the special functions in this library are implemented via rational approximations. These are either taken from the literature, or devised by John Maddock using [our Remez code](#).

Rational rather than Polynomial approximations are used to ensure accuracy: polynomial approximations are often wonderful up to a certain level of accuracy, but then quite often fail to provide much greater accuracy no matter how many more terms are added.

Our own approximations were devised either for added accuracy (to support 128-bit long doubles for example), or because literature methods were unavailable or under non-BSL compatible license. Our Remez code is known to produce good agreement with literature results in fairly simple "toy" cases. All approximations were checked for convergence and to ensure that they were not ill-conditioned (the coefficients can give a theoretically good solution, but the resulting rational function may be un-computable at fixed precision).

Recomputing using different Remez implementations may well produce differing coefficients: the problem is well known to be ill conditioned in general, and our Remez implementation often found a broad and ill-defined minima for many of these approximations (of course for simple "toy" examples like approximating \exp the minima is well defined, and the coefficients should agree no matter whose Remez implementation is used). This should not in general effect the validity of the approximations: there's good literature supporting the idea that coefficients can be "in error" without necessarily adversely effecting the result. Note that "in error" has a special meaning in this context, see "[Approximate construction of rational approximations and the effect of error autocorrection.](#)", Grigori Litvinov, eprint [arXiv:math/0101042](#). Therefore the coefficients still need to be accurately calculated, even if they can be in error compared to the "true" minimax solution.

Representation of Mathematical Constants

A macro `BOOST_DEFINE_MATH_CONSTANT` in `constants.hpp` is used to provide high accuracy constants to mathematical functions and distributions, since it is important to provide values uniformly for both built-in float, double and long double types, and for User Defined types in [Boost.Multiprecision](#) like `cpp_dec_float`. and others like `NTL::quad_float` and `NTL::RR`.

To permit calculations in this Math ToolKit and its tests, (and elsewhere) at about 100 decimal digits with `NTL::RR` type, it is obviously necessary to define constants to this accuracy.

However, some compilers do not accept decimal digits strings as long as this. So the constant is split into two parts, with the 1st containing at least long double precision, and the 2nd zero if not needed or known. The 3rd part permits an exponent to be provided

if necessary (use zero if none) - the other two parameters may only contain decimal digits (and sign and decimal point), and may NOT include an exponent like 1.234E99 (nor a trailing F or L). The second digit string is only used if T is a User-Defined Type, when the constant is converted to a long string literal and lexical_casted to type T. (This is necessary because you can't use a numeric constant since even a long double might not have enough digits).

For example, pi is defined:

```
BOOST_DEFINE_MATH_CONSTANT(pi,  
    3.141592653589793238462643383279502884197169399375105820974944,  
    5923078164062862089986280348253421170679821480865132823066470938446095505,  
    0)
```

And used thus:

```
using namespace boost::math::constants;  
  
double diameter = 1.;  
double radius = diameter * pi<double>();  
  
or boost::math::constants::pi<NTL::RR>()
```

Note that it is necessary (if inconvenient) to specify the type explicitly.

So you cannot write

```
double p = boost::math::constants::pi<>(); // could not deduce template argument for 'T'
```

Neither can you write:

```
double p = boost::math::constants::pi; // Context does not allow for disambiguation of overloaded ↴  
function  
double p = boost::math::constants::pi(); // Context does not allow for disambiguation of over↴  
loaded function
```

Thread safety

Reporting of error by setting `errno` should be thread-safe already (otherwise none of the std lib math functions would be thread safe?). If you turn on reporting of errors via exceptions, `errno` gets left unused anyway.

For normal C++ usage, the Boost.Math static `const` constants are now thread-safe so for built-in real-number types: `float`, `double` and `long double` are all thread safe.

For User_defined types, for example, `cpp_dec_float`, the Boost.Math should also be thread-safe, (thought we are unsure how to rigorously prove this).

(Thread safety has received attention in the C++11 Standard revision, so hopefully all compilers will do the right thing here at some point.)

Sources of Test Data

We found a large number of sources of test data. We have assumed that these are "*known good*" if they agree with the results from our test and only consulted other sources for their '*vote*' in the case of serious disagreement. The accuracy, actual and claimed, vary very widely. Only [Wolfram Mathematica functions](#) provided a higher accuracy than C++ double (64-bit floating-point) and was regarded as the most-trusted source by far. The [The R Project for Statistical Computing](#) provided the widest range of distributions, but the usual Intel X86 distribution uses 64-bit doubles, so our use was limited to the 15 to 17 decimal digit accuracy.

A useful index of sources is: [Web-oriented Teaching Resources in Probability and Statistics](#)

Statlet: Is a Javascript application that calculates and plots probability distributions, and provides the most complete range of distributions:

Bernoulli, Binomial, discrete uniform, geometric, hypergeometric, negative binomial, Poisson, beta, Cauchy-Lorentz, chi-squared, Erlang, exponential, extreme value, Fisher, gamma, Laplace, logistic, lognormal, normal, Parteo, Student's t, triangular, uniform, and Weibull.

It calculates pdf, cdf, survivor, log survivor, hazard, tail areas, & critical values for 5 tail values.

It is also the only independent source found for the Weibull distribution; unfortunately it appears to suffer from very poor accuracy in areas where the underlying special function is known to be difficult to implement.

Testing for Invalid Parameters to Functions and Constructors

After finding that some 'bad' parameters (like NaN) were not throwing a `domain_error` exception as they should, a function

`check_out_of_range` (in `test_out_of_range.hpp`) was devised by JM to check (using Boost.Test's `BOOST_CHECK_THROW` macro) that bad parameters passed to constructors and functions throw `domain_error` exceptions.

Usage is `check_out_of_range< DistributionType >(list-of-params);` Where list-of-params is a list of **valid** parameters from which the distribution can be constructed - ie the same number of args are passed to the function, as are passed to the distribution constructor.

The values of the parameters are not important, but must be **valid** to pass the constructor checks; the default values are suitable, but must be explicitly provided, for example:

```
check_out_of_range<extreme_value_distribution<RealType> >(1, 2);
```

Checks made are:

- Infinity or NaN (if available) passed in place of each of the valid params.
- Infinity or NaN (if available) as a random variable.
- Out-of-range random variable passed to pdf and cdf (ie outside of "range(DistributionType)").
- Out-of-range probability passed to quantile function and complement.

but does **not** check finite but out-of-range parameters to the constructor because these are specific to each distribution, for example:

```
BOOST_CHECK_THROW(pdf(pareto_distribution<RealType>(0, 1), 0), std::domain_error);  
BOOST_CHECK_THROW(pdf(pareto_distribution<RealType>(1, 0), 0), std::domain_error);
```

checks scale and shape parameters are both > 0 by checking that `domain_error` exception is thrown if either are $== 0$.

(Use of `check_out_of_range` function may mean that some previous tests are now redundant).

It was also noted that if more than one parameter is bad, then only the first detected will be reported by the error message.

Creating and Managing the Equations

Equations that fit on a single line can most easily be produced by inline Quickbook code using templates for Unicode Greek and Unicode Math symbols. All Greek letter and small set of Math symbols is available at `/boost-path/libs/math/doc/sf_and_dist/html4_symbols.qbk`

Where equations need to use more than one line, real Math editors were used.

The primary source for the equations is now [MathML](#): see the *.mml files in `libs/math/doc/sf_and_dist/equations/`.

These are most easily edited by a GUI editor such as [Mathcast](#), please note that the equation editor supplied with Open Office currently mangles these files and should not currently be used.

Conversion to SVG was achieved using [SVGMath](#) and a command line such as:

```
$for file in *.mml; do
>/cygdrive/c/Python25/python.exe 'C:\download\open\SVGMath-0.3.1\math2svg.py' \
>>$file > $(basename $file .mml).svg
>done
```

See also the section on "Using Python to run Inkscape" and "Using inkscape to convert scalable vector SVG files to Portable Network graphic PNG".

Note that SVGMath requires that the mml files are **not** wrapped in an XHTML XML wrapper - this is added by Mathcast by default - one workaround is to copy an existing mml file and then edit it with Mathcast: the existing format should then be preserved. This is a bug in the XML parser used by SVGMath which the author is aware of.

If necessary the XHTML wrapper can be removed with:

```
cat filename | tr -d "\r\n" | sed -e 's/.*\(<math[^>]*>.*</math>\).*/\1/' > newfile
```

Setting up fonts for SVGMath is currently rather tricky, on a Windows XP system JM's font setup is the same as the sample config file provided with SVGMath but with:

```
<!-- Double-struck -->
<mathvariant name="double-struck" family="Mathematica7, Lucida Sans Unicode"/>
```

changed to:

```
<!-- Double-struck -->
<mathvariant name="double-struck" family="Lucida Sans Unicode"/>
```

Note that unlike the sample config file supplied with SVGMath, this does not make use of the [Mathematica 7 font](#) as this lacks sufficient Unicode information for it to be used with either SVGMath or XEP "as is".

Also note that the SVG files in the repository are almost certainly Windows-specific since they reference various Windows Fonts.

PNG files can be created from the SVGs using [Batik](#) and a command such as:

```
java -jar 'C:\download\open\batik-1.7\batik-rasterizer.jar' -dpi 120 *.svg
```

Or using Inkscape (File, Export bitmap, Drawing tab, bitmap size (default size, 100 dpi), Filename (default). png)

or Using Cygwin, a command such as:

```
for file in *.svg; do
  /cygdrive/c/progra~1/Inkscape/inkscape -d 120 -e $(cygpath -a -w $(basename $file .svg).png) ↵
  $(cygpath -a -w $file);
done
```

Currently Inkscape seems to generate the better looking png's.

The PDF is generated into \pdf\math.pdf using a command from a shell or command window with current directory \math_toolkit\libs\math\doc\sf_and_dist, typically:

```
bjam -a pdf >math_pdf.log
```

Note that XEP will have to be configured to **use and embed** whatever fonts are used by the SVG equations (almost certainly editing the sample xep.xml provided by the XEP installation). If you fail to do this you will get XEP warnings in the log file like

```
[warning]could not find any font family matching "Times New Roman"; replaced by Helvetica
```

(html is the default so it is generated at libs\math\doc\html\index.html using command line >bjam -a > math_toolkit.docs.log).

```
<!-- Sample configuration for Windows TrueType fonts. -->
```

is provided in the xep.xml downloaded, but the Windows TrueType fonts are commented out.

JM's XEP config file \xep\xep.xml has the following font configuration section added:

```
<font-group xml:base="file:/C:/Windows/Fonts/" label="Windows TrueType" embed="true" subset="true">
  <font-family name="Arial">
    <font><font-data ttf="arial.ttf"/></font>
    <font style="oblique"><font-data ttf="ariali.ttf"/></font>
    <font weight="bold"><font-data ttf="arialbd.ttf"/></font>
    <font weight="bold" style="oblique"><font-data ttf="arialbi.ttf"/></font>
  </font-family>

  <font-family name="Times New Roman" ligatures="&#x2013; &#x2014;">
    <font><font-data ttf="times.ttf"/></font>
    <font style="italic"><font-data ttf="timesi.ttf"/></font>
    <font weight="bold"><font-data ttf="timesbd.ttf"/></font>
    <font weight="bold" style="italic"><font-data ttf="timesbi.ttf"/></font>
  </font-family>

  <font-family name="Courier New">
    <font><font-data ttf="cour.ttf"/></font>
    <font style="oblique"><font-data ttf="couri.ttf"/></font>
    <font weight="bold"><font-data ttf="courbd.ttf"/></font>
    <font weight="bold" style="oblique"><font-data ttf="courbi.ttf"/></font>
  </font-family>

  <font-family name="Tahoma" embed="true">
    <font><font-data ttf="tahoma.ttf"/></font>
    <font weight="bold"><font-data ttf="tahomabd.ttf"/></font>
  </font-family>

  <font-family name="Verdana" embed="true">
    <font><font-data ttf="verdana.ttf"/></font>
    <font style="oblique"><font-data ttf="verdanai.ttf"/></font>
    <font weight="bold"><font-data ttf="verdanab.ttf"/></font>
    <font weight="bold" style="oblique"><font-data ttf="verdanaz.ttf"/></font>
  </font-family>

  <font-family name="Palatino" embed="true" ligatures="&#x2013; &#x2014; &#x2018; &#x2019; &#x201A; &#x201B;">
    <font><font-data ttf="pala.ttf"/></font>
    <font style="italic"><font-data ttf="palai.ttf"/></font>
    <font weight="bold"><font-data ttf="palab.ttf"/></font>
    <font weight="bold" style="italic"><font-data ttf="palabi.ttf"/></font>
  </font-family>

  <font-family name="Lucida Sans Unicode">
    <!-- <font><font-data ttf="lsansuni.ttf"><font> -->
    <!-- actually called l_10646.ttf on Windows 2000 and Vista Sp1 -->
    <font><font-data ttf="l_10646.ttf"></font>
  </font-family>
```

PAB had to alter his because the Lucida Sans Unicode font had a different name. Other changes are very likely to be required if you are not using Windows.

XZ authored his equations using the venerable Latex, JM converted these to MathML using [mxlatex](#). This process is currently unreliable and required some manual intervention: consequently Latex source is not considered a viable route for the automatic production of SVG versions of equations.

Equations are embedded in the quickbook source using the *equation* template defined in math.qbk. This outputs Docbook XML that looks like:

```
<inlinemediaobject>
<imageobject role="html">
<imagedata fileref="../equations/myfile.png"></imagedata>
</imageobject>
<imageobject role="print">
<imagedata fileref="../equations/myfile.svg"></imagedata>
</imageobject>
</inlinemediaobject>
```

MathML is not currently present in the Docbook output, or in the generated HTML: this needs further investigation.

Producing Graphs

Graphs were produced in SVG format and then converted to PNG's using the same process as the equations.

The programs `/libs/math/doc/sf_and_dist/graphs/dist_graphs.cpp` and `/libs/math/doc/sf_and_dist/graphs/sf_graphs.cpp` generate the SVG's directly using the [Google Summer of Code 2007](#) project of Jacob Voytko (whose work so far, considerably enhanced and now reasonably mature and usable, by Paul A. Bristow, is at `.\boost-sandbox\SOC\2007\visualization`).

Relative Error

Given an actual value a and a found value v the relative error can be calculated from:

$$\left| \frac{a - v}{a} \right|$$

However the test programs in the library use the symmetrical form:

$$\max\left(\left| \frac{a - v}{a} \right|, \left| \frac{a - v}{v} \right|\right)$$

which measures *relative difference* and happens to be less error prone in use since we don't have to worry which value is the "true" result, and which is the experimental one. It guarantees to return a value at least as large as the relative error.

Special care needs to be taken when one value is zero: we could either take the absolute error in this case (but that's cheating as the absolute error is likely to be very small), or we could assign a value of either 1 or infinity to the relative error in this special case. In the test cases for the special functions in this library, everything below a threshold is regarded as "effectively zero", otherwise the relative error is assigned the value of 1 if only one of the terms is zero. The threshold is currently set at `std::numeric_limits<>::min()`: in other words all denormalised numbers are regarded as a zero.

All the test programs calculate *quantized relative error*, whereas the graphs in this manual are produced with the *actual error*. The difference is as follows: in the test programs, the test data is rounded to the target real type under test when the program is compiled, so the error observed will then be a whole number of *units in the last place* either rounded up from the actual error, or rounded down (possibly to zero). In contrast the *true error* is obtained by extending the precision of the calculated value, and then comparing to the actual value: in this case the calculated error may be some fraction of *units in the last place*.

Note that throughout this manual and the test programs the relative error is usually quoted in units of epsilon. However, remember that *units in the last place* more accurately reflect the number of contaminated digits, and that relative error can "*wobble*" by a factor of 2 compared to *units in the last place*. In other words: two implementations of the same function, whose maximum relative errors differ by a factor of 2, can actually be accurate to the same number of binary digits. You have been warned!

The Impossibility of Zero Error

For many of the functions in this library, it is assumed that the error is "effectively zero" if the computation can be done with a number of guard digits. However it should be remembered that if the result is a *transcendental number* then as a point of principle we can never be sure that the result is accurate to more than 1 ulp. This is an example of what http://en.wikipedia.org/wiki/William_Kahan called http://en.wikipedia.org/wiki/Rounding#The_table-maker.27s_dilemma: consider what happens if the first guard digit is a one, and the remaining guard digits are all zero. Do we have a tie or not? Since the only thing we can tell about a transcendental number is that its digits have no particular pattern, we can never tell if we have a tie, no matter how many guard digits we have. Therefore, we can never be completely sure that the result has been rounded in the right direction. Of course, transcendental numbers that just happen to be a tie - for however many guard digits we have - are extremely rare, and get rarer the more guard digits we have, but even so....

Refer to the classic text [What Every Computer Scientist Should Know About Floating-Point Arithmetic](#) for more information.

The Lanczos Approximation

Motivation

Why base gamma and gamma-like functions on the Lanczos approximation?

First of all I should make clear that for the gamma function over real numbers (as opposed to complex ones) the Lanczos approximation (See [Wikipedia](#) or [Mathworld](#)) appears to offer no clear advantage over more traditional methods such as [Stirling's approximation](#). Pugh carried out an extensive comparison of the various methods available and discovered that they were all very similar in terms of complexity and relative error. However, the Lanczos approximation does have a couple of properties that make it worthy of further consideration:

- The approximation has an easy to compute truncation error that holds for all $z > 0$. In practice that means we can use the same approximation for all $z > 0$, and be certain that no matter how large or small z is, the truncation error will *at worst* be bounded by some finite value.
- The approximation has a form that is particularly amenable to analytic manipulation, in particular ratios of gamma or gamma-like functions are particularly easy to compute without resorting to logarithms.

It is the combination of these two properties that make the approximation attractive: Stirling's approximation is highly accurate for large z , and has some of the same analytic properties as the Lanczos approximation, but can't easily be used across the whole range of z .

As the simplest example, consider the ratio of two gamma functions: one could compute the result via lgamma:

```
exp(lgamma(a) - lgamma(b));
```

However, even if lgamma is uniformly accurate to 0.5ulp, the worst case relative error in the above can easily be shown to be:

```
Erel > a * log(a)/2 + b * log(b)/2
```

For small a and b that's not a problem, but to put the relationship another way: *each time a and b increase in magnitude by a factor of 10, at least one decimal digit of precision will be lost.*

In contrast, by analytically combining like power terms in a ratio of Lanczos approximation's, these errors can be virtually eliminated for small a and b , and kept under control for very large (or very small for that matter) a and b . Of course, computing large powers is itself a notoriously hard problem, but even so, analytic combinations of Lanczos approximations can make the difference between obtaining a valid result, or simply garbage. Refer to the implementation notes for the [beta](#) function for an example of this method in practice. The incomplete [gamma_p](#) gamma and [beta](#) functions use similar analytic combinations of power terms, to combine gamma and beta functions divided by large powers into single (simpler) expressions.

The Approximation

The Lanczos Approximation to the Gamma Function is given by:

$$\Gamma(z+1) = \sqrt{2\pi}(z+g+0.5)^{z+0.5} e^{-(z+g+0.5)} S_g(z)$$

Where $S_g(z)$ is an infinite sum, that is convergent for all $z > 0$, and g is an arbitrary parameter that controls the "shape" of the terms in the sum which is given by:

$$S_g(z) = \left[\frac{1}{2}a_0 + a_1 \frac{z}{z+1} + a_2 \frac{z(z-1)}{(z+1)(z+2)} + \dots \right]$$

With individual coefficients defined in closed form by:

$$a_k = (-1)^k \sqrt{\frac{2}{\pi}} e^g k \sum_{j=0}^k (-1)^j \frac{(k+j-1)!}{(k-j)! j!} \left(\frac{e}{j+g+\frac{1}{2}} \right)^{j+\frac{1}{2}}$$

However, evaluation of the sum in that form can lead to numerical instability in the computation of the ratios of rising and falling factorials (effectively we're multiplying by a series of numbers very close to 1, so roundoff errors can accumulate quite rapidly).

The Lanczos approximation is therefore often written in partial fraction form with the leading constants absorbed by the coefficients in the sum:

$$\Gamma(z) = \frac{(z+g-0.5)^{z-0.5}}{e^{z+g-0.5}} L_g(z);$$

where:

$$L_g(z) = C_0 + \sum_{k=1}^{N-1} \frac{C_N}{z+k-1}$$

Again parameter g is an arbitrarily chosen constant, and N is an arbitrarily chosen number of terms to evaluate in the "Lanczos sum" part.



Note

Some authors choose to define the sum from $k=1$ to N , and hence end up with $N+1$ coefficients. This happens to confuse both the following discussion and the code (since C++ deals with half open array ranges, rather than the closed range of the sum). This convention is consistent with [Godfrey](#), but not [Pugh](#), so take care when referring to the literature in this field.

Computing the Coefficients

The coefficients $C_0..C_{N-1}$ need to be computed from N and g at high precision, and then stored as part of the program. Calculation of the coefficients is performed via the method of [Godfrey](#); let the constants be contained in a column vector P , then:

$$P = D B C F$$

where B is an $N \times N$ matrix:

$$B_{i,j} = \begin{cases} 1 & \text{if } i=0 \\ -1^{j-i} X & \text{if } i>0 \quad j \geq i \\ 0 & \text{otherwise} \end{cases} ; \quad X = \binom{i+j-1}{j-i}$$

D is an $N \times N$ matrix:

$$D_{ij} = \begin{cases} 0 & \text{if } i \neq j \\ 1 & \text{if } i=j=0 \\ -1 & \text{if } i=j=1 \\ \frac{D_{i-1,i-1} 2(2i-1)}{i-1} & \text{otherwise} \end{cases}$$

C is an $N \times N$ matrix:

$$C_{i,j} = \begin{cases} \frac{1}{2} & \text{if } i = j = 0 \\ 0 & \text{if } j > i \\ -1^{i-j} S & \text{otherwise} \end{cases} ; \quad S = \sum_{k=0}^i \binom{2i}{2k} \binom{k}{k+j-i}$$

and F is an N element column vector:

$$F_i = \frac{(2i)! e^{i+g+0.5}}{i! 2^{2i-1} (i+g+0.5)^{i+0.5}}$$

Note that the matrices B , D and C contain all integer terms and depend only on N , this product should be computed first, and then multiplied by F as the last step.

Choosing the Right Parameters

The trick is to choose N and g to give the desired level of accuracy: choosing a small value for g leads to a strictly convergent series, but one which converges only slowly. Choosing a larger value of g causes the terms in the series to be large and/or divergent for about the first $g-1$ terms, and to then suddenly converge with a "crunch".

[Pugh](#) has determined the optimal value of g for N in the range $1 \leq N \leq 60$: unfortunately in practice choosing these values leads to cancellation errors in the Lanczos sum as the largest term in the (alternating) series is approximately 1000 times larger than the result. These optimal values appear not to be useful in practice unless the evaluation can be done with a number of guard digits *and* the coefficients are stored at higher precision than that desired in the result. These values are best reserved for say, computing to float precision with double precision arithmetic.

Table 59. Optimal choices for N and g when computing with guard digits (source: [Pugh](#))

Significand Size	N	g	Max Error
24	6	5.581	9.51e-12
53	13	13.144565	9.2213e-23

The alternative described by [Godfrey](#) is to perform an exhaustive search of the N and g parameter space to determine the optimal combination for a given p digit floating-point type. Repeating this work found a good approximation for double precision arithmetic (close to the one [Godfrey](#) found), but failed to find really good approximations for 80 or 128-bit long doubles. Further it was observed that the approximations obtained tended to be optimised for the small values of z ($1 < z < 200$) used to test the implementation against the factorials. Computing ratios of gamma functions with large arguments were observed to suffer from error resulting from the truncation of the Lanczos series.

[Pugh](#) identified all the locations where the theoretical error of the approximation were at a minimum, but unfortunately has published only the largest of these minima. However, he makes the observation that the minima coincide closely with the location where the first neglected term (a_N) in the Lanczos series $S_g(z)$ changes sign. These locations are quite easy to locate, albeit with considerable computer time. These "sweet spots" need only be computed once, tabulated, and then searched when required for an approximation that delivers the required precision for some fixed precision type.

Unfortunately, following this path failed to find a really good approximation for 128-bit long doubles, and those found for 64 and 80-bit reals required an excessive number of terms. There are two competing issues here: high precision requires a large value of g , but avoiding cancellation errors in the evaluation requires a small g .

At this point note that the Lanczos sum can be converted into rational form (a ratio of two polynomials, obtained from the partial-fraction form using polynomial arithmetic), and doing so changes the coefficients so that *they are all positive*. That means that the sum in rational form can be evaluated without cancellation error, albeit with double the number of coefficients for a given N . Repeating the search of the "sweet spots", this time evaluating the Lanczos sum in rational form, and testing only those "sweet spots" whose theoretical error is less than the machine epsilon for the type being tested, yielded good approximations for all the types tested. The optimal values found were quite close to the best cases reported by [Pugh](#) (just slightly larger N and slightly smaller g for a given precision than [Pugh](#) reports), and even though converting to rational form doubles the number of stored coefficients, it should be

noted that half of them are integers (and therefore require less storage space) and the approximations require a smaller N than would otherwise be required, so fewer floating point operations may be required overall.

The following table shows the optimal values for N and g when computing at fixed precision. These should be taken as work in progress: there are no values for 106-bit significand machines (Darwin long doubles & NTL quad_float), and further optimisation of the values of g may be possible. Errors given in the table are estimates of the error due to truncation of the Lanczos infinite series to N terms. They are calculated from the sum of the first five neglected terms - and are known to be rather pessimistic estimates - although it is noticeable that the best combinations of N and g occurred when the estimated truncation error almost exactly matches the machine epsilon for the type in question.

Table 60. Optimum value for N and g when computing at fixed precision

Significand Size	Platform/Compiler Used	N	g	Max Truncation Error
24	Win32, VC++ 7.1	6	1428456135094168001953125	9.41e-007
53	Win32, VC++ 7.1	13	60246804077672983740234375	3.23e-016
64	Suse Linux 9 IA64, gcc-3.3.3	17	122522273697061157266625	2.34e-024
116	HP Tru64 Unix 5.1B / Alpha, Compaq C++ V7.1-006	24	203209821879863739013671875	4.75e-035

Finally note that the Lanczos approximation can be written as follows by removing a factor of $\exp(g)$ from the denominator, and then dividing all the coefficients by $\exp(g)$:

$$\Gamma(z) = \left(\frac{z + g - 0.5}{e} \right)^{z-0.5} L_{g,e}(z);$$

This form is more convenient for calculating \lgamma , but for the gamma function the division by e turns a possibly exact quality into an inexact value: this reduces accuracy in the common case that the input is exact, and so isn't used for the gamma function.

References

1. Paul Godfrey, "[A note on the computation of the convergent Lanczos complex Gamma approximation](#)".
2. Glendon Ralph Pugh, "[An Analysis of the Lanczos Gamma Approximation](#)", PhD Thesis November 2004.
3. Viktor T. Toth, "[Calculators and the Gamma Function](#)".
4. Mathworld, [The Lanczos Approximation](#).

The Remez Method

The **Remez algorithm** is a methodology for locating the minimax rational approximation to a function. This short article gives a brief overview of the method, but it should not be regarded as a thorough theoretical treatment, for that you should consult your favorite textbook.

Imagine that you want to approximate some function $f(x)$ by way of a rational function $R(x)$, where $R(x)$ may be either a polynomial $P(x)$ or a ratio of two polynomials $P(x)/Q(x)$ (a rational function). Initially we'll concentrate on the polynomial case, as it's by far the easier to deal with, later we'll extend to the full rational function case.

We want to find the "best" rational approximation, where "best" is defined to be the approximation that has the least deviation from $f(x)$. We can measure the deviation by way of an error function:

$$E_{\text{abs}}(x) = f(x) - R(x)$$

which is expressed in terms of absolute error, but we can equally use relative error:

$$E_{\text{rel}}(x) = (f(x) - R(x)) / |f(x)|$$

And indeed in general we can scale the error function in any way we want, it makes no difference to the maths, although the two forms above cover almost every practical case that you're likely to encounter.

The minimax rational function $R(x)$ is then defined to be the function that yields the smallest maximal value of the error function. Chebyshev showed that there is a unique minimax solution for $R(x)$ that has the following properties:

- If $R(x)$ is a polynomial of degree N , then there are $N+2$ unknowns: the $N+1$ coefficients of the polynomial, and maximal value of the error function.
- The error function has $N+1$ roots, and $N+2$ extrema (minima and maxima).
- The extrema alternate in sign, and all have the same magnitude.

That means that if we know the location of the extrema of the error function then we can write $N+2$ simultaneous equations:

$$R(x_i) + (-1)^i E = f(x_i)$$

where E is the maximal error term, and x_i are the abscissa values of the $N+2$ extrema of the error function. It is then trivial to solve the simultaneous equations to obtain the polynomial coefficients and the error term.

Unfortunately we don't know where the extrema of the error function are located!

The Remez Method

The Remez method is an iterative technique which, given a broad range of assumptions, will converge on the extrema of the error function, and therefore the minimax solution.

In the following discussion we'll use a concrete example to illustrate the Remez method: an approximation to the function e^x over the range $[-1, 1]$.

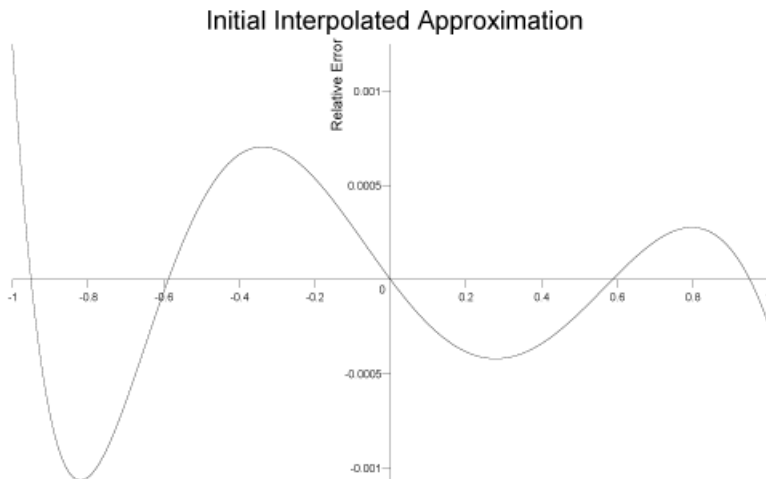
Before we can begin the Remez method, we must obtain an initial value for the location of the extrema of the error function. We could "guess" these, but a much closer first approximation can be obtained by first constructing an interpolated polynomial approximation to $f(x)$.

In order to obtain the $N+1$ coefficients of the interpolated polynomial we need $N+1$ points $(x_0 \dots x_N)$: with our interpolated form passing through each of those points that yields $N+1$ simultaneous equations:

$$f(x_i) = P(x_i) = c_0 + c_1 x_i + \dots + c_N x_i^N$$

Which can be solved for the coefficients $c_0 \dots c_N$ in $P(x)$.

Obviously this is not a minimax solution, indeed our only guarantee is that $f(x)$ and $P(x)$ touch at $N+1$ locations, away from those points the error may be arbitrarily large. However, we would clearly like this initial approximation to be as close to $f(x)$ as possible, and it turns out that using the zeros of an orthogonal polynomial as the initial interpolation points is a good choice. In our example we'll use the zeros of a Chebyshev polynomial as these are particularly easy to calculate, interpolating for a polynomial of degree 4, and measuring *relative error* we get the following error function:



Which has a peak relative error of 1.2×10^{-3} .

While this is a pretty good approximation already, judging by the shape of the error function we can clearly do better. Before starting on the Remez method proper, we have one more step to perform: locate all the extrema of the error function, and store these locations as our initial *Chebyshev control points*.



Note

In the simple case of a polynomial approximation, by interpolating through the roots of a Chebyshev polynomial we have in fact created a *Chebyshev approximation* to the function: in terms of *absolute error* this is the best a priori choice for the interpolated form we can achieve, and typically is very close to the minimax solution.

However, if we want to optimise for *relative error*, or if the approximation is a rational function, then the initial Chebyshev solution can be quite far from the ideal minimax solution.

A more technical discussion of the theory involved can be found in this [online course](#).

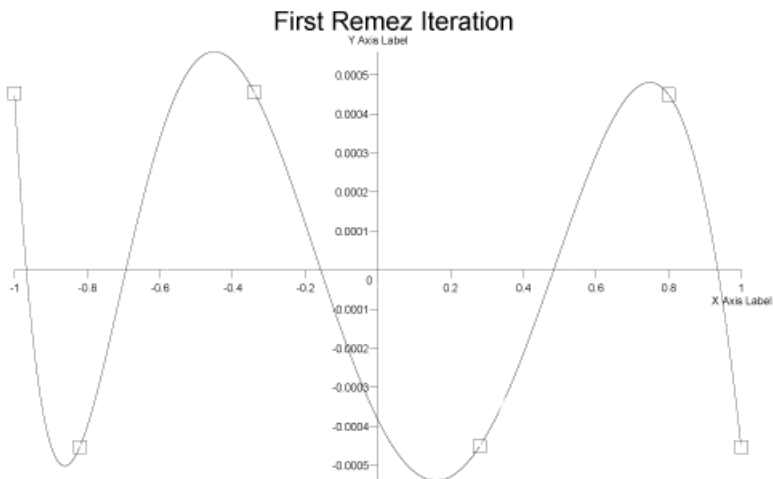
Remez Step 1

The first step in the Remez method, given our current set of $N+2$ Chebyshev control points x_i , is to solve the $N+2$ simultaneous equations:

$$P(x_i) + (-1)^i E = f(x_i)$$

To obtain the error term E , and the coefficients of the polynomial $P(x)$.

This gives us a new approximation to $f(x)$ that has the same error E at each of the control points, and whose error function *alternates in sign* at the control points. This is still not necessarily the minimax solution though: since the control points may not be at the extrema of the error function. After this first step here's what our approximation's error function looks like:



Clearly this is still not the minimax solution since the control points are not located at the extrema, but the maximum relative error has now dropped to 5.6×10^{-4} .

Remez Step 2

The second step is to locate the extrema of the new approximation, which we do in two stages: first, since the error function changes sign at each control point, we must have $N+1$ roots of the error function located between each pair of $N+2$ control points. Once these roots are found by standard root finding techniques, we know that N extrema are bracketed between each pair of roots, plus two more between the endpoints of the range and the first and last roots. The $N+2$ extrema can then be found using standard function minimisation techniques.

We now have a choice: multi-point exchange, or single point exchange.

In single point exchange, we move the control point nearest to the largest extrema to the abscissa value of the extrema.

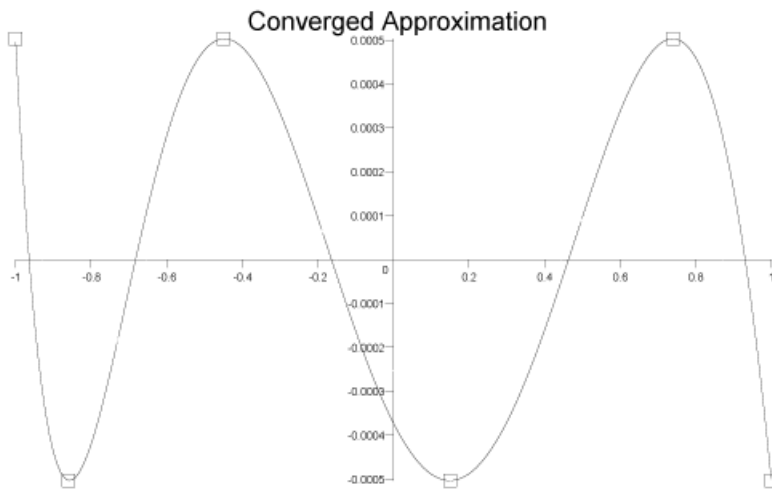
In multi-point exchange we swap all the current control points, for the locations of the extrema.

In our example we perform multi-point exchange.

Iteration

The Remez method then performs steps 1 and 2 above iteratively until the control points are located at the extrema of the error function: this is then the minimax solution.

For our current example, two more iterations converges on a minimax solution with a peak relative error of 5×10^{-4} and an error function that looks like:



Rational Approximations

If we wish to extend the Remez method to a rational approximation of the form

$$f(x) = R(x) = P(x) / Q(x)$$

where $P(x)$ and $Q(x)$ are polynomials, then we proceed as before, except that now we have $N+M+2$ unknowns if $P(x)$ is of order N and $Q(x)$ is of order M . This assumes that $Q(x)$ is normalised so that its leading coefficient is 1, giving $N+M+1$ polynomial coefficients in total, plus the error term E .

The simultaneous equations to be solved are now:

$$P(x_i) / Q(x_i) + (-1)^i E = f(x_i)$$

Evaluated at the $N+M+2$ control points x_i .

Unfortunately these equations are non-linear in the error term E : we can only solve them if we know E , and yet E is one of the unknowns!

The method usually adopted to solve these equations is an iterative one: we guess the value of E , solve the equations to obtain a new value for E (as well as the polynomial coefficients), then use the new value of E as the next guess. The method is repeated until E converges on a stable value.

These complications extend the running time required for the development of rational approximations quite considerably. It is often desirable to obtain a rational rather than polynomial approximation none the less: rational approximations will often match more difficult to approximate functions, to greater accuracy, and with greater efficiency, than their polynomial alternatives. For example, if we take our previous example of an approximation to e^x , we obtained 5×10^{-4} accuracy with an order 4 polynomial. If we move two of the unknowns into the denominator to give a pair of order 2 polynomials, and re-minimise, then the peak relative error drops to 8.7×10^{-5} . That's a 5 fold increase in accuracy, for the same number of terms overall.

Practical Considerations

Most treatises on approximation theory stop at this point. However, from a practical point of view, most of the work involves finding the right approximating form, and then persuading the Remez method to converge on a solution.

So far we have used a direct approximation:

$$f(x) = R(x)$$

But this will converge to a useful approximation only if $f(x)$ is smooth. In addition round-off errors when evaluating the rational form mean that this will never get closer than within a few epsilon of machine precision. Therefore this form of direct approximation is often reserved for situations where we want efficiency, rather than accuracy.

The first step in improving the situation is generally to split $f(x)$ into a dominant part that we can compute accurately by another method, and a slowly changing remainder which can be approximated by a rational approximation. We might be tempted to write:

$$f(x) = g(x) + R(x)$$

where $g(x)$ is the dominant part of $f(x)$, but if $f(x)/g(x)$ is approximately constant over the interval of interest then:

$$f(x) = g(x)(c + R(x))$$

Will yield a much better solution: here c is a constant that is the approximate value of $f(x)/g(x)$ and $R(x)$ is typically tiny compared to c . In this situation if $R(x)$ is optimised for absolute error, then as long as its error is small compared to the constant c , that error will effectively get wiped out when $R(x)$ is added to c .

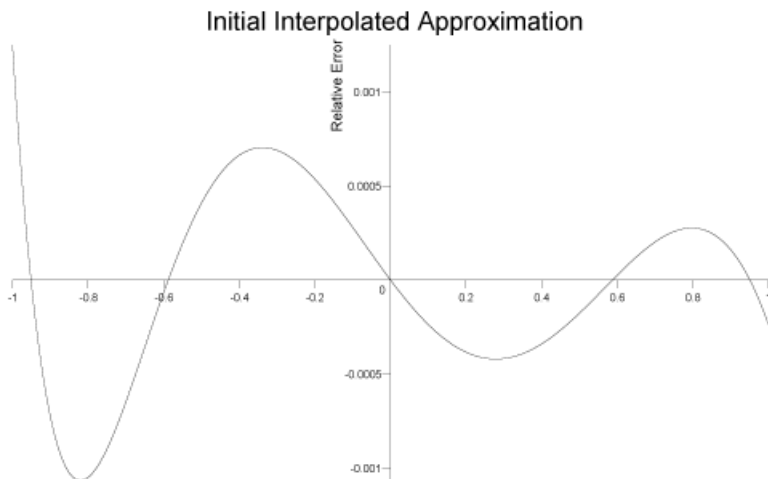
The difficult part is obviously finding the right $g(x)$ to extract from your function: often the asymptotic behaviour of the function will give a clue, so for example the function [erfc](#) becomes proportional to e^{-x}/x as x becomes large. Therefore using:

$$\text{erfc}(z) = (C + R(x)) e^{-x^2}/x$$

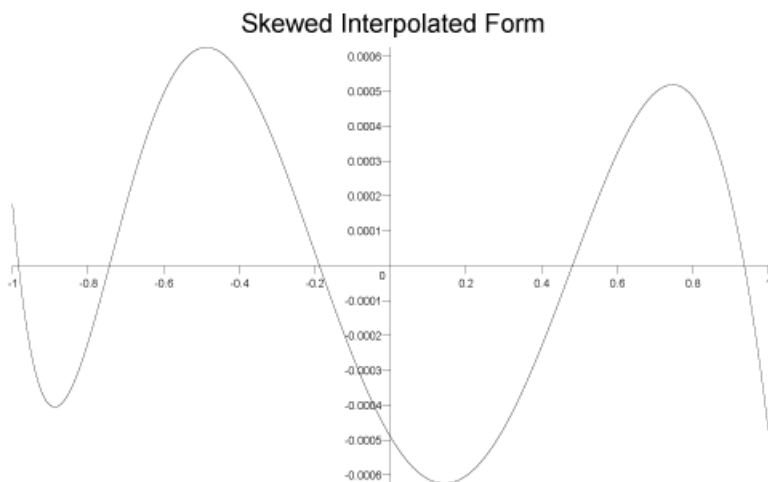
as the approximating form seems like an obvious thing to try, and does indeed yield a useful approximation.

However, the difficulty then becomes one of converging the minimax solution. Unfortunately, it is known that for some functions the Remez method can lead to divergent behaviour, even when the initial starting approximation is quite good. Furthermore, it is not uncommon for the solution obtained in the first Remez step above to be a bad one: the equations to be solved are generally "stiff", often very close to being singular, and assuming a solution is found at all, round-off errors and a rapidly changing error function, can lead to a situation where the error function does not in fact change sign at each control point as required. If this occurs, it is fatal to the Remez method. It is also possible to obtain solutions that are perfectly valid mathematically, but which are quite useless computationally: either because there is an unavoidable amount of roundoff error in the computation of the rational function, or because the denominator has one or more roots over the interval of the approximation. In the latter case while the approximation may have the correct limiting value at the roots, the approximation is nonetheless useless.

Assuming that the approximation does not have any fatal errors, and that the only issue is converging adequately on the minimax solution, the aim is to get as close as possible to the minimax solution before beginning the Remez method. Using the zeros of a Chebyshev polynomial for the initial interpolation is a good start, but may not be ideal when dealing with relative errors and/or rational (rather than polynomial) approximations. One approach is to skew the initial interpolation points to one end: for example if we raise the roots of the Chebyshev polynomial to a positive power greater than 1 then the roots will be skewed towards the middle of the $[-1,1]$ interval, while a positive power less than one will skew them towards either end. More usefully, if we initially rescale the points over $[0,1]$ and then raise to a positive power, we can skew them to the left or right. Returning to our example of e^x over $[-1,1]$, the initial interpolated form was some way from the minimax solution:



However, if we first skew the interpolation points to the left (rescale them to $[0, 1]$, raise to the power 1.3, and then rescale back to $[-1, 1]$) we reduce the error from 1.3×10^{-3} to 6×10^{-4} :



It's clearly still not ideal, but it is only a few percent away from our desired minimax solution (5×10^{-4}).

Remez Method Checklist

The following lists some of the things to check if the Remez method goes wrong, it is by no means an exhaustive list, but is provided in the hopes that it will prove useful.

- Is the function smooth enough? Can it be better separated into a rapidly changing part, and an asymptotic part?
- Does the function being approximated have any "blips" in it? Check for problems as the function changes computation method, or if a root, or an infinity has been divided out. The telltale sign is if there is a narrow region where the Remez method will not converge.

- Check you have enough accuracy in your calculations: remember that the Remez method works on the difference between the approximation and the function being approximated: so you must have more digits of precision available than the precision of the approximation being constructed. So for example at double precision, you shouldn't expect to be able to get better than a float precision approximation.
- Try skewing the initial interpolated approximation to minimise the error before you begin the Remez steps.
- If the approximation won't converge or is ill-conditioned from one starting location, try starting from a different location.
- If a rational function won't converge, one can minimise a polynomial (which presents no problems), then rotate one term from the numerator to the denominator and minimise again. In theory one can continue moving terms one at a time from numerator to denominator, and then re-minimising, retaining the last set of control points at each stage.
- Try using a smaller interval. It may also be possible to optimise over one (small) interval, rescale the control points over a larger interval, and then re-minimise.
- Keep abscissa values small: use a change of variable to keep the abscissa over, say $[0, b]$, for some smallish value b .

References

The original references for the Remez Method and it's extension to rational functions are unfortunately in Russian:

Remez, E.Ya., *Fundamentals of numerical methods for Chebyshev approximations*, "Naukova Dumka", Kiev, 1969.

Remez, E.Ya., Gavriluk, V.T., *Computer development of certain approaches to the approximate construction of solutions of Chebyshev problems nonlinearly depending on parameters*, Ukr. Mat. Zh. 12 (1960), 324-338.

Gavriluk, V.T., *Generalization of the first polynomial algorithm of E.Ya.Remez for the problem of constructing rational-fractional Chebyshev approximations*, Ukr. Mat. Zh. 16 (1961), 575-585.

Some English language sources include:

Fraser, W., Hart, J.F., *On the computation of rational approximations to continuous functions*, Comm. of the ACM 5 (1962), 401-403, 414.

Ralston, A., *Rational Chebyshev approximation by Remes' algorithms*, Numer.Math. 7 (1965), no. 4, 322-330.

A. Ralston, *Rational Chebyshev approximation*, *Mathematical Methods for Digital Computers* v. 2 (Ralston A., Wilf H., eds.), Wiley, New York, 1967, pp. 264-284.

Hart, J.F. e.a., *Computer approximations*, Wiley, New York a.o., 1968.

Cody, W.J., Fraser, W., Hart, J.F., *Rational Chebyshev approximation using linear equations*, Numer.Math. 12 (1968), 242-251.

Cody, W.J., *A survey of practical rational and polynomial approximation of functions*, SIAM Review 12 (1970), no. 3, 400-423.

Barrar, R.B., Loeb, H.J., *On the Remez algorithm for non-linear families*, Numer.Math. 15 (1970), 382-391.

Dunham, Ch.B., *Convergence of the Fraser-Hart algorithm for rational Chebyshev approximation*, Math. Comp. 29 (1975), no. 132, 1078-1082.

G. L. Litvinov, *Approximate construction of rational approximations and the effect of error autocorrection*, Russian Journal of Mathematical Physics, vol.1, No. 3, 1994.

References

General references

(Specific detailed sources for individual functions and distributions are given at the end of each individual section).

[DLMF \(NIST Digital Library of Mathematical Functions\)](#) is a replacement for the legendary Abramowitz and Stegun's Handbook of Mathematical Functions (often called simply A&S),

M. Abramowitz and I. A. Stegun (Eds.) (1964) Handbook of Mathematical Functions with Formulas, Graphs, and Mathematical Tables, National Bureau of Standards Applied Mathematics Series, U.S. Government Printing Office, Washington, D.C.

NIST Handbook of Mathematical Functions Edited by: Frank W. J. Olver, University of Maryland and National Institute of Standards and Technology, Maryland, Daniel W. Lozier, National Institute of Standards and Technology, Maryland, Ronald F. Boisvert, National Institute of Standards and Technology, Maryland, Charles W. Clark, National Institute of Standards and Technology, Maryland and University of Maryland.

ISBN: 978-0521140638 (paperback), 9780521192255 (hardback), July 2010, Cambridge University Press.

[NIST/SEMATECH e-Handbook of Statistical Methods](#)

[Mathematica Documentation: DiscreteDistributions](#) The Wolfram Research Documentation Center is a collection of online reference materials about Mathematica, CalculationCenter, and other Wolfram Research products.

[Mathematica Documentation: ContinuousDistributions](#) The Wolfram Research Documentation Center is a collection of online reference materials about Mathematica, CalculationCenter, and other Wolfram Research products.

Statistical Distributions (Wiley Series in Probability & Statistics) (Paperback) by N.A.J. Hastings, Brian Peacock, Merran Evans, ISBN: 0471371246, Wiley 2000.

[Extreme Value Distributions, Theory and Applications](#) Samuel Kotz & Saralees Nadarajah, ISBN 978-1-86094-224-2 & 1-86094-224-5 Oct 2000, Chapter 1.2 discusses the various extreme value distributions.

[pugh.pdf \(application/pdf Object\)](#) Pugh Msc Thesis on the Lanczos approximation to the gamma function.

N1514, 03-0097, A Proposal to Add Mathematical Special Functions to the C++ Standard Library (version 2), Walter E. Brown

Calculators

We found (and used to create cross-check spot values - as far as their accuracy allowed).

[The Wolfram Functions Site](#) The Wolfram Functions Site - Providing the mathematical and scientific community with the world's largest (and most authoritative) collection of formulas and graphics about mathematical functions.

[100-decimal digit calculator](#) provided some spot values.

<http://www.adsciengineering.com/bpdcalc/> Binomial Probability Distribution Calculator.

Other Libraries

[Cephes library](#) by Shephen Moshier and his book:

Methods and programs for mathematical functions, Stephen L B Moshier, Ellis Horwood (1989) ISBN 0745802893 0470216093 provided inspiration.

[CDFLIB Library of Fortran Routines for Cumulative Distribution functions.](#)

[DCFLIB C++ version.](#)

[DCDFLIB C++ version](#) DCDFLIB is a library of C++ routines, using double precision arithmetic, for evaluating cumulative probability density functions.

<http://www.softintegration.com/docs/package/chnagstat/>

[NAG libraries](#).

[MathCAD](#)

[JMSL Numerical Library](#) (Java).

John F Hart, Computer Approximations, (1978) ISBN 0 088275 642-7.

William J Cody, Software Manual for the Elementary Functions, Prentice-Hall (1980) ISBN 0138220646.

Nico Temme, Special Functions, An Introduction to the Classical Functions of Mathematical Physics, Wiley, ISBN: 0471-11313-1 (1996) who also gave valueable advice.

[Statistics Glossary](#), Valerie Easton and John H. McColl.

[R](#) R Development Core Team (2010). R: A language and environment for statistical computing. R Foundation for Statistical Computing, Vienna, Austria. ISBN 3-900051-07-0, URL <http://www.R-project.org>.

For use of R, see:

Jim Albert, Bayesian Computation with R, ISBN 978-0-387-71384-7.

[C++ Statistical Distributions in Boost - QuantNetwork forum](#) discusses using Boost.Math in finance.

[Quantnet Boost and computational finance](#). Robert Demming & Daniel J. Duffy, Introduction to the C++ Boost Libraries - Volume I - Foundations and Volume II ISBN 978-94-91028-01-4, Advanced Libraries and Applications, ISBN 978-94-91028-02-1 (to be published in 2011). discusses application of Boost.Math, especially in finance.

Library Status

History and What's New

Currently open bug reports can be viewed [here](#).

All bug reports including closed ones can be viewed [here](#).

Boost-1.54

- Major reorganization to incorporate other Boost.Math like Integer Utilities Integer Utilities (Greatest Common Divisor and Least Common Multiple), quaternions and octonions. Making new chapter headings.
- Added many references to Boost.Multiprecision and `cpp_dec_float_50` as an example of a User-defined Type (UDT).
- Added Clang to list of supported compilers.
- Fixed constants to use a thread-safe cache of computed values when used at arbitrary precision.
- Added finding zeros of Bessel functions `cyl_bessel_j_zero`, `cyl_neumann_zero`, `airy_ai_zero` and `airy_bi_zero` (by Christopher Kormanyos).
- More accuracy improvements to the Bessel J and Y functions from Rocco Romeo.
- Fixed nasty cyclic dependency bug that caused some headers to not compile [#7999](#).
- Fixed bug in `tgamma` that caused spurious overflow for arguments between 142.5 and 143.
- Fixed bug in `raise_rounding_error` that caused it to return an incorrect result when throwing an exception is turned off [#7905](#).
- Added minimal `__float128` support.
- Fixed bug in edge-cases of poisson quantile [#8308](#).
- Adjusted heuristics used in Halley iteration to cope with inverting the incomplete beta in tricky regions where the derivative is flatlining. Example is computing the quantile of the Fisher F distribution for probabilities smaller than machine epsilon. See ticket [#8314](#).

Boost-1.53

- Fixed issues [#7325](#), [#7415](#) and [#7416](#), [#7183](#), [#7649](#), [#7694](#), [#4445](#), [#7492](#), [#7891](#), [#7429](#).
- Fixed mistake in calculating pooled standard deviation in two-sample students t example [#7402](#).
- Improve complex `acos`/`asin`/`atan`, see [#7290](#), [#7291](#).
- Improve accuracy in some corner cases of `cyl_bessel_j` and `gamma_p/gamma_q` thanks to suggestions from Rocco Romeo.
- Improve accuracy of Bessel J and Y for integer orders thanks to suggestions from Rocco Romeo.

Boost-1.52

- Corrected moments for small degrees of freedom [#7177](#) (reported by Thomas Mang).
- Added [Airy functions](#) and [Jacobi Elliptic functions](#).
- Corrected failure to detect bad parameters in many distributions [#6934](#) (reported by Florian Schoppmann) by adding a function `check_out_of_range` to test many possible bad parameters. This test revealed several distributions where the checks for bad parameters were ineffective, and these have been rectified.
- Fixed issue in Hankel functions that causes incorrect values to be returned for $x < 0$ and ν odd, see [#7135](#).

- Fixed issues [#6517](#), [#6362](#), [#7053](#), [#2693](#), [#6937](#), [#7099](#).
- Permitted infinite degrees of freedom [#7259](#) implemented using the normal distribution (requested by Thomas Mang).
- Much enhanced accuracy for large degrees of freedom ν and/or large non-centrality δ by switching to use the Student's t distribution (or Normal distribution for infinite degrees of freedom) centered at δ , when $\delta / (4 * \nu) < \epsilon$ for the floating-point type in use. [#7259](#). It was found that the incomplete beta was suffering from serious cancellation errors when degrees of freedom was very large. (That has now been fixed in our code, but any code based on Didonato and Morris's original papers (probably every implementation out there actually) will have the same issue).

Boost-1.51

See Boost-1.52 - some items were added but not listed in time for the release.

Boost-1.50

- Promoted math constants to be 1st class citizens, including convenient access to the most widely used built-in float, double, long double via three namespaces.
- Added the Owen's T function and Skew Normal distribution written by Benjamin Sobotta: see [Owens T](#) and `skew_normal_distrib`.
- Added Hankel functions `cyl_hankel_1`, `cyl_hankel_2`, `sph_hankel_1` and `sph_hankel_2`.
- Corrected issue [#6627](#) `nonfinite_num_put` formatting of 0.0 is incorrect based on a patch submitted by K R Walker.
- Changed constant initialization mechanism so that it is thread safe even for user-defined types, also so that user defined types get the full precision of the constant, even when `long double` does not. So for example 128-bit rational approximations will work with UDT's and do the right thing, even though `long double` may be only 64 or 80 bits.
- Fixed issue in `bessel_jy` which causes $Y_{8.5}(4\pi)$ to yield a NaN.

Boost-1.49

- Deprecated wrongly named `twothirds` math constant in favour of `two_thirds` (with underscore separator). (issue [#6199](#)).
- Refactored test data and some special function code to improve support for arbitrary precision and/or expression-template-enabled types.
- Added new faster zeta function evaluation method.

Fixed issues:

- Corrected CDF complement for Laplace distribution (issue [#6151](#)).
- Corrected branch cuts on the complex inverse trig functions, to handle signed zeros (issue [#6171](#)).
- Fixed bug in `bessel_yn` which caused incorrect overflow errors to be raised for negative n (issue [#6367](#)).
- Also fixed minor/cosmetic/configuration issues [#6120](#), [#6191](#), [#5982](#), [#6130](#), [#6234](#), [#6307](#), [#6192](#).

Boost-1.48

- Added new series evaluation methods to the cyclic Bessel I, J, K and Y functions. Also taken great care to avoid spurious over and underflow of these functions. Fixes issue [#5560](#)
- Added an example of using Inverse Chi-Squared distribution for Bayesian statistics, provided by Thomas Mang.
- Added tests to use improved version of `lexical_cast` which handles C99 nonfinities without using global facets.
- Corrected wrong out-of-bound uniform distribution CDF complement values [#5733](#).

- Enabled long double support on OpenBSD (issue [#6014](#)).
- Changed nextafter and related functions to behave in the same way as other implementations - so that nextafter(+INF, 0) is a finite value (issue [#5832](#)).
- Changed tuple include configuration to fix issue when using in conjunction with Boost.Tr1 (issue [#5934](#)).
- Changed class eps_tolerance to behave correctly when both ends of the range are zero (issue [#6001](#)).
- Fixed missing include guards on prime.hpp (issue [#5927](#)).
- Removed unused/undocumented constants from constants.hpp (issue [#5982](#)).
- Fixed missing std:: prefix in nonfinite_num_facets.hpp (issue [#5914](#)).
- Minor patches for Cray compiler compatibility.

Boost-1.47

- Added changesign function to sign.hpp to facilitate addition of nonfinite facets.
- Addition of nonfinite facets from Johan Rade, with tests, examples of use for C99 format infinity and NaN, and documentation.
- Added tests and documentation of changesign from Johan Rade.

Boost-1.46.1

- Fixed issues [#5095](#), [#5113](#).

Boost-1.46.0

- Added Wald, Inverse Gaussian and geometric distributions.
- Added information about configuration macros.
- Added support for mpreal as a real-numbered type.

Boost-1.45.0

- Added warnings about potential ambiguity with std random library in distribution and function names.
- Added inverse gamma distribution and inverse chi_square and scaled inverse chi_square.
- Editorial revision of documentation, and added FAQ.

Boost-1.44.0

- Fixed incorrect range and support for Rayleigh distribution.
- Fixed numerical error in the quantile of the Student's T distribution: the function was returning garbage values for non-integer degrees of freedom between 2 and 3.

Boost-1.41.0

- Significantly improved performance for the incomplete gamma function and its inverse.

Boost-1.40.0

- Added support for MPFR as a bignum type.
- Added some full specializations of the policy classes to reduce compile times.

- Added logistic and hypergeometric distributions, from Gautam Sewani's Google Summer of Code project.
- Added Laplace distribution submitted by Thijs van den Berg.
- Updated performance test code to include new distributions, and improved the performance of the non-central distributions.
- Added SSE2 optimised [Lanczos approximation](#) code, from Gautam Sewani's Google Summer of Code project.
- Fixed bug in `cyl_bessel_i` that used an incorrect approximation for $v = 0.5$, also effects the non-central Chi Square Distribution when $v = 3$, see bug report [#2877](#).
- Fixed minor bugs [#2873](#).

Boost-1.38.0

- Added Johan Råde's optimised floating point classification routines.
- Fixed code so that it compiles in GCC's -pedantic mode (bug report [#1451](#)).

Boost-1.37.0

- Improved accuracy and testing of the inverse hypergeometric functions.

Boost-1.36.0

- Added Noncentral Chi Squared Distribution.
- Added Noncentral Beta Distribution.
- Added Noncentral F Distribution.
- Added Noncentral T Distribution.
- Added Exponential Integral Functions.
- Added Zeta Function.
- Added Rounding and Truncation functions.
- Added Compile time powers of runtime bases.
- Added SSE2 optimizations for Lanczos evaluation.

Boost-1.35.0: Post Review First Official Release

- Added Policy based framework that allows fine grained control over function behaviour.
- **Breaking change:** Changed default behaviour for domain, pole and overflow errors to throw an exception (based on review feedback), this behaviour can be customised using [Policy](#)'s.
- **Breaking change:** Changed exception thrown when an internal evaluation error occurs to `boost::math::evaluation_error`.
- **Breaking change:** Changed discrete quantiles to return an integer result: this is anything up to 20 times faster than finding the true root, this behaviour can be customised using [Policy](#)'s.
- Polynomial/rational function evaluation is now customisable and hopefully faster than before.
- Added performance test program.

Milestone 4: Second Review Candidate (1st March 2007)

- Moved Xiaogang Zhang's Bessel Functions code into the library, and brought them into line with the rest of the code.
- Added C# "Distribution Explorer" demo application.

Milestone 3: First Review Candidate (31st Dec 2006)

- Implemented the main probability distribution and density functions.
- Implemented digamma.
- Added more factorial functions.
- Implemented the Hermite, Legendre and Laguerre polynomials plus the spherical harmonic functions from TR1.
- Moved Xiaogang Zhang's elliptic integral code into the library, and brought them into line with the rest of the code.
- Moved Hubert Holin's existing Boost.Math special functions into this library and brought them into line with the rest of the code.

Milestone 2: Released September 10th 2006

- Implement preview release of the statistical distributions.
- Added statistical distributions tutorial.
- Implemented root finding algorithms.
- Implemented the inverses of the incomplete gamma and beta functions.
- Rewrite erf/erfc as rational approximations (valid to 128-bit precision).
- Integrated the statistical results generated from the test data with Boost.Test: uses a database of expected results, indexed by test, floating point type, platform, and compiler.
- Improved lgamma near 1 and 2 (rational approximations).
- Improved erf/erfc inverses (rational approximations).
- Implemented Rational function generation (the Remez method).

Milestone 1: Released March 31st 2006

- Implement gamma/beta/erf functions along with their incomplete counterparts.
- Generate high quality test data, against which future improvements can be judged.
- Provide tools for the evaluation of infinite series, continued fractions, and rational functions.
- Provide tools for testing against tabulated test data, and collecting statistics on error rates.
- Provide sufficient docs for people to be able to find their way around the library.

SVN Revisions:

Sandbox and trunk last synchronised at revision: .

Known Issues, and TODO List

Predominantly this is a TODO list, or a list of possible future enhancements. Items labeled "High Priority" effect the proper functioning of the component, and should be fixed as soon as possible. Items labeled "Medium Priority" are desirable enhancements, often pertaining to the performance of the component, but do not effect it's accuracy or functionality. Items labeled "Low Priority" should probably be investigated at some point. Such classifications are obviously highly subjective.

If you don't see a component listed here, then we don't have any known issues with it.

Derivatives of Bessel functions (and their zeros)

Potentially, there could be native support for `cyl_bessel_j_prime()` and `cyl_neumann_prime()`. One could also imagine supporting the zeros thereof, but they might be slower to calculate since root bracketing might be needed instead of Newton iteration (for the lack of 2nd derivatives).

Since Boost.Math's Bessel functions are so excellent, the quick way to `cyl_bessel_j_prime()` and `cyl_neumann_prime()` would be via relationship with `cyl_bessel_j()` and `cyl_neumann()`.

tgamma

- Can the [Lanczos approximation](#) be optimized any further? (low priority)

Incomplete Beta

- Investigate Didonato and Morris' asymptotic expansion for large a and b (medium priority).

Inverse Gamma

- Investigate whether we can skip iteration altogether if the first approximation is good enough (Medium Priority).

Polynomials

- The Legendre and Laguerre Polynomials have surprisingly different error rates on different platforms, considering they are evaluated with only basic arithmetic operations. Maybe this is telling us something, or maybe not (Low Priority).

Elliptic Integrals

- Carlson's algorithms are essentially unchanged from Xiaogang Zhang's Google Summer of Code student project, and are based on Carlson's original papers. However, Carlson has revised his algorithms since then (refer to the references in the elliptic integral docs for a list), to improve performance and accuracy, we may be able to take advantage of these improvements too (Low Priority).
- [para Carlson's algorithms (mainly R_J) are somewhat prone to internal overflow/underflow when the arguments are very large or small. The homogeneity relations:] [para $R_F(ka, kb, kc) = k^{-1/2} R_F(a, b, c)$] [para and] [para $R_J(ka, kb, kc, kr) = k^{-3/2} R_J(a, b, c, r)$] [para could be used to sidestep trouble here: provided the problem domains can be accurately identified. (Medium Priority).]
- Carlson's R_C can be reduced to elementary funtions (asin and log), would it be more efficient evaluated this way, rather than by Carlson's algorithms? (Low Priority).
- Should we add an implementation of Carlson's R_G ? It's not required for the Legendre form integrals, but some people may find it useful (Low Priority).
- There are a several other integrals: $D(\phi, k)$, $Z(\beta, k)$, $\Lambda_0(\beta, k)$ and Bulirsch's el functions that could be implemented using Carlson's integrals (Low Priority).
- The integrals $K(k)$ and $E(k)$ could be implemented using rational approximations (both for efficiency and accuracy), assuming we can find them. (Medium Priority).

- There is a sub-domain of [ellint_3](#) that is unimplemented (see the docs for details), currently it's not clear how to solve this issue, or if it's ever likely to be an real problem in practice - especially as most other implementations don't support this domain either (Medium Priority).

Owen's T Function

There is a problem area at arbitrary precision when a is very close to 1. However, note that the value for $T(h, 1)$ is well known and easy to compute, and if we replaced the a^k terms in series T1, T2 or T4 by $(a^k - 1)$ then we would have the difference between $T(h, a)$ and $T(h, 1)$. Unfortunately this doesn't improve the convergence of those series in that area. It certainly looks as though a new series in terms of $(1-a)^k$ is both possible and desirable in this area, but it remains elusive at present.

Jacobi elliptic functions

These are useful in engineering applications - we have had a request to add these.

Statistical distributions

- Student's t Perhaps switch to normal distribution as a better approximation for very large degrees of freedom?

Feature Requests

The following table lists distributions that are found in other packages but which are not yet present here, the more frequently the distribution is found, the higher the priority for implementing it:

Distribution	R	Mathematica 6	NIST	Regress+	Matlab
Geometric	X	X	-	-	X
Multinomial	X	-	-	-	X
Tukey Lambda	X	-	X	-	-
Half Normal / Folded Normal	-	X	-	X	-
Chi	-	X	-	X	-
Gumbel	-	X	-	X	-
Discrete Uniform	-	X	-	-	X
Log Series	-	X	-	X	-
Nakagami (generalised Chi)	-	-	-	X	X
Log Logistic	-	-	-	-	X
Tukey (Studentized range)	X	-	-	-	-
Wilcoxon rank sum	X	-	-	-	-
Wincoxon signed rank	X	-	-	-	-
Non-central Beta	X	-	-	-	-
Maxwell	-	X	-	-	-
Beta-Binomial	-	X	-	-	-
Beta-negative Binomial	-	X	-	-	-
Zipf	-	X	-	-	-
Birnbaum-Saunders / Fatigue Life	-	-	X	-	-
Double Exponential	-	-	X	-	-
Power Normal	-	-	X	-	-
Power Lognormal	-	-	X	-	-
Cosine	-	-	-	X	-
Double Gamma	-	-	-	X	-
Double Weibul	-	-	-	X	-

Distribution	R	Mathematica 6	NIST	Regress+	Matlab
Hyperbolic Secant	-	-	-	X	-
Semicircular	-	-	-	X	-
Bradford	-	-	-	X	-
Birr / Fisk	-	-	-	X	-
Reciprocal	-	-	-	X	-
Kolmogorov Distribution	-	-	-	-	-

Also asked for more than once:

- Add support for interpolated distributions, possibly combine with numeric integration and differentiation.
- Add support for bivariate and multivariate distributions: most especially the normal.
- Add support for the log of the cdf and pdf: this is mainly a performance optimisation since we can avoid some special function calls for some distributions by returning the log of the result.

Credits and Acknowledgements

Hubert Holin started the Boost.Math library. The Quaternions, Octonions, inverse hyperbolic functions, and the sinus cardinal functions are his.

Daryle Walker wrote the integer gcd and lcm functions.

John Maddock started the special functions, the beta, gamma, erf, polynomial, and factorial functions are his, as is the "Toolkit" section, and many of the statistical distributions.

Paul A. Bristow threw down the challenge in [A Proposal to add Mathematical Functions for Statistics to the C++ Standard Library](#) to add the key math functions, especially those essential for statistics. After JM accepted and solved the difficult problems, not only numerically, but in full C++ template style, PAB implemented a few of the statistical distributions. PAB also tirelessly proof-read everything that JM threw at him (so that all remaining editorial mistakes are his fault).

Xiaogang Zhang worked on the Bessel functions and elliptic integrals for his Google Summer of Code project 2006.

Bruno Lalande submitted the "compile time power of a runtime base" code.

Johan Råde wrote the optimised floating-point classification and manipulation code, and nonfinite facets to permit C99 output of infinities and NaNs. (nonfinite facets were not added until Boost 1.47 but had been in use with Boost.Spirit). This library was based on a suggestion from Robert Ramey, author of Boost.Serialization. Paul A. Bristow expressed the need for better handling of [Input & Output of NaN and infinity for the C++ Standard Library](#) and suggested following the C99 format.

Antony Polukhin improved lexical cast avoiding stringstream so that it was no longer necessary to use a globale C99 facet to handle nonfinites.

Håkan Ardö, Boris Gubenko, John Maddock, Markus Schöpflin and Olivier Verdier tested the floating-point library and Martin Bonner, Peter Dimov and John Maddock provided valuable advice.

Gautam Sewani coded the logistic distribution as part of a Google Summer of Code project 2008.

M. A. (Thijs) van den Berg coded the Laplace distribution. (Thijs has also threatened to implement some multivariate distributions).

Thomas Mang requested the inverse gamma in chi squared distributions for Bayesian applications and helped in their implementation, and provided a nice example of their use.

Professor Nico Temme for advice on the inverse incomplete beta function.

[Victor Shoup](#) for [NTL](#), without which it would have much more difficult to produce high accuracy constants, and especially the tables of accurate values for testing.

We are grateful to Joel Guzman for helping us stress-test his [Boost.Quickbook](#) program used to generate the html and pdf versions of this document, adding several new features en route.

Plots of the functions and distributions were prepared in [W3C standard Scalable Vector Graphic \(SVG\)](#) format using a program created by Jacob Voytko during a [Google Summer of Code \(2007\)](#). From 2012, the latest versions of all Internet Browsers have support for rendering SVG (with varying quality). Older versions, especially (Microsoft Internet Explorer (before IE 9) lack native SVG support but can be made to work with [Adobe's free SVG viewer](#) plugin). The SVG files can be converted to JPEG or PNG using [Inkscape](#).

We are also indebted to Matthias Schabel for managing the formal Boost-review of this library, and to all the reviewers - including Guillaume Melquiond, Arnaldur Gylfason, John Phillips, Stephan Tolksdorf and Jeff Garland - for their many helpful comments.

Thanks to Mark Coleman and Georgi Boshnakov for spot test values from [Wolfram Mathematica](#), and of course, to Eric Weisstein for nurturing [Wolfram MathWorld](#), an invaluable resource.

The Skew-normal distribution and Owen's t function were written by Benjamin Sobotta.

We thank Thomas Mang for persuading us to allow t distributions to have infinite degrees of freedom and contributing to some long discussions about how to improve accuracy for large non-centrality and/or large degrees of freedom.

Christopher Kormanyos wrote the e_float multiprecision library [TOMS Algorithm 910: A Portable C++ Multiple-Precision System for Special-Function Calculations](#) which formed the basis for the Boost.Multiprecision library which now can be used to allow most functions and distributions to be computed up to a precision of the users' choice, no longer restricted to built-in floating-point types like double. (And thanks to Topher Cooper for bring Christopher's e_float to our attention).

Christopher Kormanyos wrote some examples for using [Boost.Multiprecision](#), and added methods for finding zeros of Bessel Functions.

Indexes

Function Index

A

acosh

- acosh, 432, 513
- C99 and C++ TR1 C-style Functions, 35
- C99 and TR1 C Functions Overview, 467
- C99 C Functions, 475

acoshf

- C99 and C++ TR1 C-style Functions, 35
- C99 and TR1 C Functions Overview, 467
- C99 C Functions, 475

acoshl

- C99 and C++ TR1 C-style Functions, 35
- C99 and TR1 C Functions Overview, 467
- C99 C Functions, 475

airy_ai

- Airy Ai Function, 370

airy_ai_prime

- Airy Ai' Function, 372

airy_bi

- Airy Bi Function, 371

airy_bi_prime

- Airy Bi' Function, 374

airy_bi_zero

- History and What's New, 30, 726

asinh

- asinh, 434, 512
- C99 and C++ TR1 C-style Functions, 35
- C99 and TR1 C Functions Overview, 467
- C99 C Functions, 475

asinhf

- C99 and C++ TR1 C-style Functions, 35
- C99 and TR1 C Functions Overview, 467
- C99 C Functions, 475

asinhf

- C99 and C++ TR1 C-style Functions, 35
- C99 and TR1 C Functions Overview, 467
- C99 C Functions, 475

assoc_laguerre

- C99 and C++ TR1 C-style Functions, 35
- C99 and TR1 C Functions Overview, 467
- TR1 C Functions Quick Reference, 480

assoc_laguerref

- C99 and C++ TR1 C-style Functions, 35
- C99 and TR1 C Functions Overview, 467
- TR1 C Functions Quick Reference, 480

assoc_laguerrel

- C99 and C++ TR1 C-style Functions, 35
- C99 and TR1 C Functions Overview, 467
- TR1 C Functions Quick Reference, 480

assoc_legendre

- C99 and C++ TR1 C-style Functions, 35

- C99 and TR1 C Functions Overview, 467
- TR1 C Functions Quick Reference, 480
- assoc_legendref
 - C99 and C++ TR1 C-style Functions, 35
 - C99 and TR1 C Functions Overview, 467
 - TR1 C Functions Quick Reference, 480
- assoc_legendrel
 - C99 and C++ TR1 C-style Functions, 35
 - C99 and TR1 C Functions Overview, 467
 - TR1 C Functions Quick Reference, 480
- atanh
 - atanh, 435, 514
 - C99 and C++ TR1 C-style Functions, 35
 - C99 and TR1 C Functions Overview, 467
 - C99 C Functions, 475
- atanhf
 - C99 and C++ TR1 C-style Functions, 35
 - C99 and TR1 C Functions Overview, 467
 - C99 C Functions, 475
- atanhl
 - C99 and C++ TR1 C-style Functions, 35
 - C99 and TR1 C Functions Overview, 467
 - C99 C Functions, 475

B

- beta
 - Beta, 307
 - Beta Distribution, 154
 - Binomial Coefficients, 305
 - C99 and C++ TR1 C-style Functions, 35
 - C99 and TR1 C Functions Overview, 467
 - Errors In the Function beta(a, b, x), 309
 - Incomplete Beta Functions, 309
 - Noncentral Beta Distribution, 226
 - The Incomplete Beta Function Inverses, 315
 - TR1 C Functions Quick Reference, 480
- betac
 - Errors In the Function betac(a,b,x), 309
 - Incomplete Beta Functions, 309
- betaf
 - C99 and C++ TR1 C-style Functions, 35
 - C99 and TR1 C Functions Overview, 467
 - TR1 C Functions Quick Reference, 480
- betal
 - C99 and C++ TR1 C-style Functions, 35
 - C99 and TR1 C Functions Overview, 467
 - TR1 C Functions Quick Reference, 480
- binomial_coefficient
 - Binomial Coefficients, 305
- brent_find_minima
 - Locating Function Minima: Brent's algorithm, 600

C

- c
 - Triangular Distribution, 262
- cbrt
 - C99 and C++ TR1 C-style Functions, 35

- C99 and TR1 C Functions Overview, 467
- C99 C Functions, 475
- cbrt, 420
- Root Finding With Derivatives: Newton-Raphson, Halley & Schroeder, 589
- cbrtf
 - C99 and C++ TR1 C-style Functions, 35
 - C99 and TR1 C Functions Overview, 467
 - C99 C Functions, 475
- cbrtl
 - C99 and C++ TR1 C-style Functions, 35
 - C99 and TR1 C Functions Overview, 467
 - C99 C Functions, 475
- cdf
 - Additional Implementation Notes, 707
 - Binomial Coin-Flipping Example, 80
 - Discrete Quantile Policies, 671
 - Extras/Future Directions, 275
 - Generic operations common to all distributions are non-member functions, 48
 - Negative Binomial Sales Quota Example., 105
 - Non-Member Properties, 142
- changesign
 - Sign Manipulation Functions, 449
- checked_narrowing_cast
 - Error Handling, 10
- chf
 - Non-Member Properties, 142
- comp_ellint_1
 - C99 and C++ TR1 C-style Functions, 35
 - C99 and TR1 C Functions Overview, 467
 - TR1 C Functions Quick Reference, 480
- comp_ellint_1f
 - C99 and C++ TR1 C-style Functions, 35
 - C99 and TR1 C Functions Overview, 467
 - TR1 C Functions Quick Reference, 480
- comp_ellint_1l
 - C99 and C++ TR1 C-style Functions, 35
 - C99 and TR1 C Functions Overview, 467
 - TR1 C Functions Quick Reference, 480
- comp_ellint_2
 - C99 and C++ TR1 C-style Functions, 35
 - C99 and TR1 C Functions Overview, 467
 - TR1 C Functions Quick Reference, 480
- comp_ellint_2f
 - C99 and C++ TR1 C-style Functions, 35
 - C99 and TR1 C Functions Overview, 467
 - TR1 C Functions Quick Reference, 480
- comp_ellint_2l
 - C99 and C++ TR1 C-style Functions, 35
 - C99 and TR1 C Functions Overview, 467
 - TR1 C Functions Quick Reference, 480
- comp_ellint_3
 - C99 and C++ TR1 C-style Functions, 35
 - C99 and TR1 C Functions Overview, 467
 - TR1 C Functions Quick Reference, 480
- comp_ellint_3f
 - C99 and C++ TR1 C-style Functions, 35
 - C99 and TR1 C Functions Overview, 467
 - TR1 C Functions Quick Reference, 480

- comp_ellint_3l
 - C99 and C++ TR1 C-style Functions, 35
 - C99 and TR1 C Functions Overview, 467
 - TR1 C Functions Quick Reference, 480
- conf_hyperg
 - C99 and C++ TR1 C-style Functions, 35
 - C99 and TR1 C Functions Overview, 467
 - TR1 C Functions Quick Reference, 480
- conf_hypergf
 - C99 and C++ TR1 C-style Functions, 35
 - C99 and TR1 C Functions Overview, 467
 - TR1 C Functions Quick Reference, 480
- conf_hypergl
 - C99 and C++ TR1 C-style Functions, 35
 - C99 and TR1 C Functions Overview, 467
 - TR1 C Functions Quick Reference, 480
- conj
 - Octonion Value Operations, 560
 - Quaternion Value Operations, 532
 - Synopsis, 519, 544
- continued_fraction_a
 - Continued Fraction Evaluation, 584
- continued_fraction_b
 - Continued Fraction Evaluation, 584
- copysign
 - C99 and C++ TR1 C-style Functions, 35
 - C99 and TR1 C Functions Overview, 467
 - C99 C Functions, 475
 - Sign Manipulation Functions, 449
- copysignf
 - C99 and C++ TR1 C-style Functions, 35
 - C99 and TR1 C Functions Overview, 467
 - C99 C Functions, 475
- copysignl
 - C99 and C++ TR1 C-style Functions, 35
 - C99 and TR1 C Functions Overview, 467
 - C99 C Functions, 475
- cos_pi
 - cos_pi, 417
- cylindrical
 - Octonion Creation Functions, 561
 - Quaternion Creation Functions, 533
 - Synopsis, 519, 544
- cylindrospherical
 - Quaternion Creation Functions, 533
 - Synopsis, 519
- cyl_bessel_i
 - C99 and C++ TR1 C-style Functions, 35
 - C99 and TR1 C Functions Overview, 467
 - Modified Bessel Functions of the First and Second Kinds, 359
 - TR1 C Functions Quick Reference, 480
- cyl_bessel_if
 - C99 and C++ TR1 C-style Functions, 35
 - C99 and TR1 C Functions Overview, 467
 - TR1 C Functions Quick Reference, 480
- cyl_bessel_il
 - C99 and C++ TR1 C-style Functions, 35
 - C99 and TR1 C Functions Overview, 467

- TR1 C Functions Quick Reference, 480
- `cyl_bessel_j`
 - Bessel Functions of the First and Second Kinds, 345
 - C99 and C++ TR1 C-style Functions, 35
 - C99 and TR1 C Functions Overview, 467
 - Known Issues, and TODO List, 731
 - TR1 C Functions Quick Reference, 480
- `cyl_bessel_jf`
 - C99 and C++ TR1 C-style Functions, 35
 - C99 and TR1 C Functions Overview, 467
 - TR1 C Functions Quick Reference, 480
- `cyl_bessel_jl`
 - C99 and C++ TR1 C-style Functions, 35
 - C99 and TR1 C Functions Overview, 467
 - TR1 C Functions Quick Reference, 480
- `cyl_bessel_j_zero`
 - Finding Zeros of Bessel Functions of the First and Second Kinds, 350
- `cyl_bessel_k`
 - C99 and C++ TR1 C-style Functions, 35
 - C99 and TR1 C Functions Overview, 467
 - Modified Bessel Functions of the First and Second Kinds, 359
 - TR1 C Functions Quick Reference, 480
- `cyl_bessel_kf`
 - C99 and C++ TR1 C-style Functions, 35
 - C99 and TR1 C Functions Overview, 467
 - TR1 C Functions Quick Reference, 480
- `cyl_bessel_kl`
 - C99 and C++ TR1 C-style Functions, 35
 - C99 and TR1 C Functions Overview, 467
 - TR1 C Functions Quick Reference, 480
- `cyl_neumann`
 - Bessel Functions of the First and Second Kinds, 345
 - C99 and C++ TR1 C-style Functions, 35
 - C99 and TR1 C Functions Overview, 467
 - Known Issues, and TODO List, 731
 - TR1 C Functions Quick Reference, 480
- `cyl_neumannf`
 - C99 and C++ TR1 C-style Functions, 35
 - C99 and TR1 C Functions Overview, 467
 - TR1 C Functions Quick Reference, 480
- `cyl_neumannl`
 - C99 and C++ TR1 C-style Functions, 35
 - C99 and TR1 C Functions Overview, 467
 - TR1 C Functions Quick Reference, 480
- `cyl_neumann_zero`
 - Finding Zeros of Bessel Functions of the First and Second Kinds, 350

D

- `digamma`
 - Digamma, 285
- `double_factorial`
 - Double Factorial, 302

E

- `ellint_1`
 - C99 and C++ TR1 C-style Functions, 35
 - C99 and TR1 C Functions Overview, 467

- Elliptic Integrals of the First Kind - Legendre Form, 384
- TR1 C Functions Quick Reference, 480
- ellint_1f
 - C99 and C++ TR1 C-style Functions, 35
 - C99 and TR1 C Functions Overview, 467
 - TR1 C Functions Quick Reference, 480
- ellint_1l
 - C99 and C++ TR1 C-style Functions, 35
 - C99 and TR1 C Functions Overview, 467
 - TR1 C Functions Quick Reference, 480
- ellint_2
 - C99 and C++ TR1 C-style Functions, 35
 - C99 and TR1 C Functions Overview, 467
 - Elliptic Integrals of the Second Kind - Legendre Form, 386
 - TR1 C Functions Quick Reference, 480
- ellint_2f
 - C99 and C++ TR1 C-style Functions, 35
 - C99 and TR1 C Functions Overview, 467
 - TR1 C Functions Quick Reference, 480
- ellint_2l
 - C99 and C++ TR1 C-style Functions, 35
 - C99 and TR1 C Functions Overview, 467
 - TR1 C Functions Quick Reference, 480
- ellint_3
 - C99 and C++ TR1 C-style Functions, 35
 - C99 and TR1 C Functions Overview, 467
 - Elliptic Integrals of the Third Kind - Legendre Form, 388
 - TR1 C Functions Quick Reference, 480
- ellint_3f
 - C99 and C++ TR1 C-style Functions, 35
 - C99 and TR1 C Functions Overview, 467
 - TR1 C Functions Quick Reference, 480
- ellint_3l
 - C99 and C++ TR1 C-style Functions, 35
 - C99 and TR1 C Functions Overview, 467
 - TR1 C Functions Quick Reference, 480
- ellint_rc
 - Elliptic Integrals - Carlson Form, 380
- ellint_rd
 - Elliptic Integrals - Carlson Form, 380
- ellint_rf
 - Elliptic Integrals - Carlson Form, 380
- ellint_rj
 - Elliptic Integrals - Carlson Form, 380
- epsilon
 - Locating Function Minima: Brent's algorithm, 600
- erf
 - C99 and C++ TR1 C-style Functions, 35
 - C99 and TR1 C Functions Overview, 467
 - C99 C Functions, 475
 - Error Functions, 322
 - Errors In the Function erf(z), 322
- erfc
 - C99 and C++ TR1 C-style Functions, 35
 - C99 and TR1 C Functions Overview, 467
 - C99 C Functions, 475
 - Error Functions, 322
 - Errors In the Function erfc(z), 322

- Normal (Gaussian) Distribution, 243
- erfcf
 - C99 and C++ TR1 C-style Functions, 35
 - C99 and TR1 C Functions Overview, 467
 - C99 C Functions, 475
- erfcl
 - C99 and C++ TR1 C-style Functions, 35
 - C99 and TR1 C Functions Overview, 467
 - C99 C Functions, 475
- erfc_inv
 - Error Function Inverses, 326
- erff
 - C99 and C++ TR1 C-style Functions, 35
 - C99 and TR1 C Functions Overview, 467
 - C99 C Functions, 475
- erfl
 - C99 and C++ TR1 C-style Functions, 35
 - C99 and TR1 C Functions Overview, 467
 - C99 C Functions, 475
- erf_inv
 - Calling User Defined Error Handlers, 649
 - Error Function Inverses, 326
- evaluate_even_polynomial
 - Polynomial and Rational Function Evaluation, 587
- evaluate_odd_polynomial
 - Polynomial and Rational Function Evaluation, 587
- evaluate_polynomial
 - Polynomial and Rational Function Evaluation, 587
- evaluate_rational
 - Polynomial and Rational Function Evaluation, 587
- exp2
 - C99 and C++ TR1 C-style Functions, 35
 - C99 and TR1 C Functions Overview, 467
- exp2f
 - C99 and C++ TR1 C-style Functions, 35
 - C99 and TR1 C Functions Overview, 467
- exp2l
 - C99 and C++ TR1 C-style Functions, 35
 - C99 and TR1 C Functions Overview, 467
- expint
 - C99 and C++ TR1 C-style Functions, 35
 - C99 and TR1 C Functions Overview, 467
 - Errors In the Function expint(n , z), 412
 - Errors In the Function expint(z), 414
 - Exponential Integral E_i , 414
 - Exponential Integral E_n , 412
 - TR1 C Functions Quick Reference, 480
- expintf
 - C99 and C++ TR1 C-style Functions, 35
 - C99 and TR1 C Functions Overview, 467
 - TR1 C Functions Quick Reference, 480
- expintl
 - C99 and C++ TR1 C-style Functions, 35
 - C99 and TR1 C Functions Overview, 467
 - TR1 C Functions Quick Reference, 480
- expml
 - C99 and C++ TR1 C-style Functions, 35
 - C99 and TR1 C Functions Overview, 467

- C99 C Functions, 475
- expm1, 419
- expm1f
 - C99 and C++ TR1 C-style Functions, 35
 - C99 and TR1 C Functions Overview, 467
 - C99 C Functions, 475
- expm1l
 - C99 and C++ TR1 C-style Functions, 35
 - C99 and TR1 C Functions Overview, 467
 - C99 C Functions, 475
- e_float
 - Using e_float Library, 624

F

- factorial
 - Factorial, 301
- falling_factorial
 - Falling Factorial, 305
- fdim
 - C99 and C++ TR1 C-style Functions, 35
 - C99 and TR1 C Functions Overview, 467
- fdimf
 - C99 and C++ TR1 C-style Functions, 35
 - C99 and TR1 C Functions Overview, 467
- fdiml
 - C99 and C++ TR1 C-style Functions, 35
 - C99 and TR1 C Functions Overview, 467
- find_beta
 - Beta Distribution, 154
- find_degrees_of_freedom
 - Chi Squared Distribution, 171
 - Noncentral Chi-Squared Distribution, 229
 - Students t Distribution, 258
- find_location
 - Distribution Algorithms, 273
- find_lower_bound_on_p
 - Binomial Distribution, 160
 - Geometric Distribution, 186
 - Negative Binomial Distribution, 218
- find_non_centrality
 - Noncentral Chi-Squared Distribution, 229
- find_scale
 - Distribution Algorithms, 273
- find_upper_bound_on_p
 - Binomial Distribution, 160
 - Geometric Distribution, 186
 - Negative Binomial Distribution, 218
- float_advance
 - Advancing a Floating Point Value by a Specific Representation Distance (ULP) float_advance, 464
- float_distance
 - Advancing a Floating Point Value by a Specific Representation Distance (ULP) float_advance, 464
 - Calculating the Representation Distance Between Two Floating Point Values (ULP) float_distance, 464
- float_next
 - Finding the Next Greater Representable Value (float_next), 463
- float_prior
 - Finding the Next Smaller Representable Value (float_prior), 463
- fma

- C99 and C++ TR1 C-style Functions, 35
- C99 and TR1 C Functions Overview, 467
- fmaf
 - C99 and C++ TR1 C-style Functions, 35
 - C99 and TR1 C Functions Overview, 467
- fmal
 - C99 and C++ TR1 C-style Functions, 35
 - C99 and TR1 C Functions Overview, 467
- fmax
 - C99 and C++ TR1 C-style Functions, 35
 - C99 and TR1 C Functions Overview, 467
 - C99 C Functions, 475
- fmaxf
 - C99 and C++ TR1 C-style Functions, 35
 - C99 and TR1 C Functions Overview, 467
 - C99 C Functions, 475
- fmaxl
 - C99 and C++ TR1 C-style Functions, 35
 - C99 and TR1 C Functions Overview, 467
 - C99 C Functions, 475
- fmin
 - C99 and C++ TR1 C-style Functions, 35
 - C99 and TR1 C Functions Overview, 467
 - C99 C Functions, 475
- fminf
 - C99 and C++ TR1 C-style Functions, 35
 - C99 and TR1 C Functions Overview, 467
 - C99 C Functions, 475
- fminl
 - C99 and C++ TR1 C-style Functions, 35
 - C99 and TR1 C Functions Overview, 467
 - C99 C Functions, 475
- fpclassify
 - Floating-Point Classification: Infinities and NaNs, 446

G

- gamma_p
 - Errors In the Function gamma_p(a,z), 290
 - Incomplete Gamma Function Inverses, 297
 - Incomplete Gamma Functions, 290
- gamma_p_derivative
 - Derivative of the Incomplete Gamma Function, 299
- gamma_p_inv
 - Chi Squared Distribution, 171
 - Gamma (and Erlang) Distribution, 184
 - Incomplete Gamma Function Inverses, 297
- gamma_p_inva
 - Incomplete Gamma Function Inverses, 297
- gamma_q
 - Errors In the Function gamma_q(a,z), 290
 - Incomplete Gamma Functions, 290
- gamma_q_inv
 - Chi Squared Distribution, 171
 - Gamma (and Erlang) Distribution, 184
 - Incomplete Gamma Function Inverses, 297
- gamma_q_inva
 - Incomplete Gamma Function Inverses, 297

- gcd
 - Synopsis, 570
- get
 - Defining New Constants, 499
 - Use With User-Defined Types, 492
- get_from_string
 - Defining New Constants, 499
- get_user_parameter_info
 - Graphing, Profiling, and Generating Test Data for Special Functions, 607

H

- halley_iterate
 - Root Finding With Derivatives: Newton-Raphson, Halley & Schroeder, 589
- hazard
 - Non-Member Properties, 142
- hermite
 - C99 and C++ TR1 C-style Functions, 35
 - C99 and TR1 C Functions Overview, 467
 - Hermite Polynomials, 337
 - TR1 C Functions Quick Reference, 480
- hermitef
 - C99 and C++ TR1 C-style Functions, 35
 - C99 and TR1 C Functions Overview, 467
 - TR1 C Functions Quick Reference, 480
- hermitel
 - C99 and C++ TR1 C-style Functions, 35
 - C99 and TR1 C Functions Overview, 467
 - TR1 C Functions Quick Reference, 480
- hermite_next
 - Hermite Polynomials, 337
- hyperg
 - C99 and C++ TR1 C-style Functions, 35
 - C99 and TR1 C Functions Overview, 467
 - TR1 C Functions Quick Reference, 480
- hypergf
 - C99 and C++ TR1 C-style Functions, 35
 - C99 and TR1 C Functions Overview, 467
 - TR1 C Functions Quick Reference, 480
- hypergl
 - C99 and C++ TR1 C-style Functions, 35
 - C99 and TR1 C Functions Overview, 467
 - TR1 C Functions Quick Reference, 480
- hypot
 - C99 and C++ TR1 C-style Functions, 35
 - C99 and TR1 C Functions Overview, 467
 - C99 C Functions, 475
 - hypot, 423
- hypotf
 - C99 and C++ TR1 C-style Functions, 35
 - C99 and TR1 C Functions Overview, 467
 - C99 C Functions, 475
- hypotl
 - C99 and C++ TR1 C-style Functions, 35
 - C99 and TR1 C Functions Overview, 467
 - C99 C Functions, 475

I

- ibeta
 - Beta Distribution, 154
 - Errors In the Function `ibeta(a,b,x)`, 309
 - Incomplete Beta Functions, 309
- ibetac
 - Beta Distribution, 154
 - Errors In the Function `ibetac(a,b,x)`, 309
 - Incomplete Beta Functions, 309
 - Students t Distribution, 258
- ibetac_inv
 - Beta Distribution, 154
 - Negative Binomial Distribution, 218
 - The Incomplete Beta Function Inverses, 315
- ibetac_inva
 - Negative Binomial Distribution, 218
 - The Incomplete Beta Function Inverses, 315
- ibetac_invb
 - Negative Binomial Distribution, 218
 - The Incomplete Beta Function Inverses, 315
- ibeta_derivative
 - Beta Distribution, 154
 - Binomial Distribution, 160
 - Derivative of the Incomplete Beta Function, 321
 - F Distribution, 179
- ibeta_inv
 - Beta Distribution, 154
 - Negative Binomial Distribution, 218
 - The Incomplete Beta Function Inverses, 315
- ibeta_inva
 - Beta Distribution, 154
 - Negative Binomial Distribution, 218
 - The Incomplete Beta Function Inverses, 315
- ibeta_invb
 - Beta Distribution, 154
 - Negative Binomial Distribution, 218
 - The Incomplete Beta Function Inverses, 315
- ilogb
 - C99 and C++ TR1 C-style Functions, 35
 - C99 and TR1 C Functions Overview, 467
- ilogbf
 - C99 and C++ TR1 C-style Functions, 35
 - C99 and TR1 C Functions Overview, 467
- ilogbl
 - C99 and C++ TR1 C-style Functions, 35
 - C99 and TR1 C Functions Overview, 467
- infinity
 - Additional Implementation Notes, 702
 - Error Handling Example, 126
- insert
 - Graphing, Profiling, and Generating Test Data for Special Functions, 607
- iround
 - Conceptual Requirements for Real Number Types, 627
 - Rounding Functions, 443
- isfinite
 - Floating-Point Classification: Infinities and NaNs, 446
- isinf

Floating-Point Classification: Infinities and NaNs, 446
isnan
Floating-Point Classification: Infinities and NaNs, 446
isnormal
Floating-Point Classification: Infinities and NaNs, 446
itrunc
Conceptual Requirements for Real Number Types, 627
Truncation Functions, 443

J

jacobi_cd
Jacobi Elliptic Function cd, 395
jacobi_cn
Jacobi Elliptic Function cn, 396
jacobi_cs
Jacobi Elliptic Function cs, 397
jacobi_dc
Jacobi Elliptic Function dc, 398
jacobi_dn
Jacobi Elliptic Function dn, 399
jacobi_ds
Jacobi Elliptic Function ds, 400
jacobi_elliptic
Jacobi Elliptic SN, CN and DN, 391
jacobi_nc
Jacobi Elliptic Function nc, 401
jacobi_nd
Jacobi Elliptic Function nd, 402
jacobi_ns
Jacobi Elliptic Function ns, 403
jacobi_sc
Jacobi Elliptic Function sc, 404
jacobi_sd
Jacobi Elliptic Function sd, 405
jacobi_sn
Jacobi Elliptic Function sn, 406

K

kahan_sum_series
Series Evaluation, 582
kurtosis
Non-Member Properties, 142
kurtosis_excess
Inverse Gamma Distribution, 203
Non-Member Properties, 142

L

l1
Octonion Value Operations, 560
Quaternion Value Operations, 532
Synopsis, 519, 544
laguerre
C99 and C++ TR1 C-style Functions, 35
C99 and TR1 C Functions Overview, 467
Laguerre (and Associated) Polynomials, 334
TR1 C Functions Quick Reference, 480
laguerref

- C99 and C++ TR1 C-style Functions, 35
- C99 and TR1 C Functions Overview, 467
- TR1 C Functions Quick Reference, 480
- laguerrel
 - C99 and C++ TR1 C-style Functions, 35
 - C99 and TR1 C Functions Overview, 467
 - TR1 C Functions Quick Reference, 480
- laguerre_next
 - Laguerre (and Associated) Polynomials, 334
- lcm
 - Synopsis, 570
- ldexp
 - Conceptual Requirements for Real Number Types, 627
- legendre
 - C99 and C++ TR1 C-style Functions, 35
 - C99 and TR1 C Functions Overview, 467
 - TR1 C Functions Quick Reference, 480
- legendref
 - C99 and C++ TR1 C-style Functions, 35
 - C99 and TR1 C Functions Overview, 467
 - TR1 C Functions Quick Reference, 480
- legendrel
 - C99 and C++ TR1 C-style Functions, 35
 - C99 and TR1 C Functions Overview, 467
 - TR1 C Functions Quick Reference, 480
- legendre_next
 - Legendre (and Associated) Polynomials, 329
- legendre_p
 - Legendre (and Associated) Polynomials, 329
- legendre_q
 - Legendre (and Associated) Polynomials, 329
- lgamma
 - C99 and C++ TR1 C-style Functions, 35
 - C99 and TR1 C Functions Overview, 467
 - C99 C Functions, 475
 - Log Gamma, 281
 - Setting Polices at Namespace Scope, 677
- lgammaf
 - C99 and C++ TR1 C-style Functions, 35
 - C99 and TR1 C Functions Overview, 467
 - C99 C Functions, 475
- lgammal
 - C99 and C++ TR1 C-style Functions, 35
 - C99 and TR1 C Functions Overview, 467
 - C99 C Functions, 475
- llrint
 - C99 and C++ TR1 C-style Functions, 35
 - C99 and TR1 C Functions Overview, 467
- llrintf
 - C99 and C++ TR1 C-style Functions, 35
 - C99 and TR1 C Functions Overview, 467
- llrintl
 - C99 and C++ TR1 C-style Functions, 35
 - C99 and TR1 C Functions Overview, 467
- llround
 - C99 and C++ TR1 C-style Functions, 35
 - C99 and TR1 C Functions Overview, 467
 - C99 C Functions, 475

- Rounding Functions, 443
- llroundf
 - C99 and C++ TR1 C-style Functions, 35
 - C99 and TR1 C Functions Overview, 467
 - C99 C Functions, 475
- llroundl
 - C99 and C++ TR1 C-style Functions, 35
 - C99 and TR1 C Functions Overview, 467
 - C99 C Functions, 475
- lltrunc
 - Truncation Functions, 443
- location
 - Cauchy-Lorentz Distribution, 168
 - Extreme Value Distribution, 177
 - Find Location (Mean) Example, 129
 - Find Scale (Standard Deviation) Example, 131
 - Laplace Distribution, 210
 - Log Normal Distribution, 215
 - Logistic Distribution, 213
 - Normal (Gaussian) Distribution, 243
 - Skew Normal Distribution, 254
- log1p
 - C99 and C++ TR1 C-style Functions, 35
 - C99 and TR1 C Functions Overview, 467
 - C99 C Functions, 475
 - log1p, 417
 - Series Evaluation, 582
- log1pf
 - C99 and C++ TR1 C-style Functions, 35
 - C99 and TR1 C Functions Overview, 467
 - C99 C Functions, 475
- log1pl
 - C99 and C++ TR1 C-style Functions, 35
 - C99 and TR1 C Functions Overview, 467
 - C99 C Functions, 475
- log2
 - C99 and C++ TR1 C-style Functions, 35
 - C99 and TR1 C Functions Overview, 467
 - Compile Time Power of a Runtime Base, 423
- log2f
 - C99 and C++ TR1 C-style Functions, 35
 - C99 and TR1 C Functions Overview, 467
- log2l
 - C99 and C++ TR1 C-style Functions, 35
 - C99 and TR1 C Functions Overview, 467
- logb
 - C99 and C++ TR1 C-style Functions, 35
 - C99 and TR1 C Functions Overview, 467
- logbf
 - C99 and C++ TR1 C-style Functions, 35
 - C99 and TR1 C Functions Overview, 467
- logbl
 - C99 and C++ TR1 C-style Functions, 35
 - C99 and TR1 C Functions Overview, 467
- lrint
 - C99 and C++ TR1 C-style Functions, 35
 - C99 and TR1 C Functions Overview, 467
- lrintf

- C99 and C++ TR1 C-style Functions, 35
- C99 and TR1 C Functions Overview, 467
- lrintl
 - C99 and C++ TR1 C-style Functions, 35
 - C99 and TR1 C Functions Overview, 467
- lround
 - C99 and C++ TR1 C-style Functions, 35
 - C99 and TR1 C Functions Overview, 467
 - C99 C Functions, 475
 - Rounding Functions, 443
- lroundf
 - C99 and C++ TR1 C-style Functions, 35
 - C99 and TR1 C Functions Overview, 467
 - C99 C Functions, 475
- lroundl
 - C99 and C++ TR1 C-style Functions, 35
 - C99 and TR1 C Functions Overview, 467
 - C99 C Functions, 475
- ltrunc
 - Truncation Functions, 443

M

- make_periodic_param
 - Graphing, Profiling, and Generating Test Data for Special Functions, 607
- make_policy
 - Policy Class Reference, 678
- make_power_param
 - Graphing, Profiling, and Generating Test Data for Special Functions, 607
- make_random_param
 - Graphing, Profiling, and Generating Test Data for Special Functions, 607
- mean
 - Distribution Construction Examples, 53
 - Find Location (Mean) Example, 129
 - Find Scale (Standard Deviation) Example, 131
 - Geometric Distribution, 186
 - Inverse Gaussian (or Inverse Normal) Distribution, 206
 - Non-Member Properties, 142
 - Normal (Gaussian) Distribution, 243
 - Poisson Distribution, 248
 - Uniform Distribution, 266
- median
 - Additional Implementation Notes, 702
 - Non-Member Properties, 142
- mode
 - Gamma (and Erlang) Distribution, 184
 - History and What's New, 33, 729
 - Non-Member Properties, 142
 - Triangular Distribution, 262
- msg
 - Calling User Defined Error Handlers, 649
- multipolar
 - Octonion Creation Functions, 561
 - Quaternion Creation Functions, 533
 - Synopsis, 519, 544

N

- nan

- C99 and C++ TR1 C-style Functions, 35
- C99 and TR1 C Functions Overview, 467
- Introduction, 452
- Reference, 455, 457
- nanf
 - C99 and C++ TR1 C-style Functions, 35
 - C99 and TR1 C Functions Overview, 467
- nanl
 - C99 and C++ TR1 C-style Functions, 35
 - C99 and TR1 C Functions Overview, 467
- nearbyint
 - C99 and C++ TR1 C-style Functions, 35
 - C99 and TR1 C Functions Overview, 467
- nearbyintf
 - C99 and C++ TR1 C-style Functions, 35
 - C99 and TR1 C Functions Overview, 467
- nearbyintl
 - C99 and C++ TR1 C-style Functions, 35
 - C99 and TR1 C Functions Overview, 467
- newton_raphson_iterate
 - Root Finding With Derivatives: Newton-Raphson, Halley & Schroeder, 589
- nextafter
 - C99 and C++ TR1 C-style Functions, 35
 - C99 and TR1 C Functions Overview, 467
 - C99 C Functions, 475
 - Finding the Next Representable Value in a Specific Direction (nextafter), 462
 - History and What's New, 32, 728
- nextafterf
 - C99 and C++ TR1 C-style Functions, 35
 - C99 and TR1 C Functions Overview, 467
 - C99 C Functions, 475
- nextafterl
 - C99 and C++ TR1 C-style Functions, 35
 - C99 and TR1 C Functions Overview, 467
 - C99 C Functions, 475
- nexttoward
 - C99 and C++ TR1 C-style Functions, 35
 - C99 and TR1 C Functions Overview, 467
 - C99 C Functions, 475
- nexttowardf
 - C99 and C++ TR1 C-style Functions, 35
 - C99 and TR1 C Functions Overview, 467
 - C99 C Functions, 475
- nexttowardl
 - C99 and C++ TR1 C-style Functions, 35
 - C99 and TR1 C Functions Overview, 467
 - C99 C Functions, 475
- norm
 - Octonion Value Operations, 560
 - Quaternion Value Operations, 532
 - Setting Policies at Namespace or Translation Unit Scope, 644
 - Synopsis, 519, 544

O

- octonion
 - Octonion Member Functions, 553
 - Octonion Specializations, 548

Template Class octonion, 546
owens_t
Owen's T function, 437

P

pdf
Generic operations common to all distributions are non-member functions, 48
Non-Member Properties, 142
powm1
powm1, 422

Q

quantile
Complements are supported too - and when to use them, 50
Conceptual Requirements for Distribution Types, 632
Inverse Chi Squared Distribution, 199
Inverse Gamma Distribution, 203
Inverse Gaussian (or Inverse Normal) Distribution, 206
Negative Binomial Sales Quota Example., 105
Non-Member Properties, 142
Setting Policies at Namespace or Translation Unit Scope, 644
Skew Normal Distribution, 254, 256
Some Miscellaneous Examples of the Normal (Gaussian) Distribution, 114
Triangular Distribution, 262
quaternion
Quaternion Member Functions, 526
Quaternion Specializations, 522
Template Class quaternion, 521

R

r
Negative Binomial Distribution, 218
range
Compilers, 17
Non-Member Properties, 142
relative_error
Relative Error and Testing, 605
remainder
C99 and C++ TR1 C-style Functions, 35
C99 and TR1 C Functions Overview, 467
remainderf
C99 and C++ TR1 C-style Functions, 35
C99 and TR1 C Functions Overview, 467
remainderl
C99 and C++ TR1 C-style Functions, 35
C99 and TR1 C Functions Overview, 467
remquo
C99 and C++ TR1 C-style Functions, 35
C99 and TR1 C Functions Overview, 467
remquof
C99 and C++ TR1 C-style Functions, 35
C99 and TR1 C Functions Overview, 467
remquol
C99 and C++ TR1 C-style Functions, 35
C99 and TR1 C Functions Overview, 467
riemann_zeta
C99 and C++ TR1 C-style Functions, 35

- C99 and TR1 C Functions Overview, 467
- TR1 C Functions Quick Reference, 480
- riemann_zetaf
 - C99 and C++ TR1 C-style Functions, 35
 - C99 and TR1 C Functions Overview, 467
 - TR1 C Functions Quick Reference, 480
- riemann_zetal
 - C99 and C++ TR1 C-style Functions, 35
 - C99 and TR1 C Functions Overview, 467
 - TR1 C Functions Quick Reference, 480
- rint
 - C99 and C++ TR1 C-style Functions, 35
 - C99 and TR1 C Functions Overview, 467
- rintf
 - C99 and C++ TR1 C-style Functions, 35
 - C99 and TR1 C Functions Overview, 467
- rintl
 - C99 and C++ TR1 C-style Functions, 35
 - C99 and TR1 C Functions Overview, 467
- rising_factorial
 - Rising Factorial, 304
- round
 - C99 and C++ TR1 C-style Functions, 35
 - C99 and TR1 C Functions Overview, 467
 - C99 C Functions, 475
 - Conceptual Requirements for Real Number Types, 627
 - Rounding Functions, 443
- roundf
 - C99 and C++ TR1 C-style Functions, 35
 - C99 and TR1 C Functions Overview, 467
 - C99 C Functions, 475
- roundl
 - C99 and C++ TR1 C-style Functions, 35
 - C99 and TR1 C Functions Overview, 467
 - C99 C Functions, 475

S

- scalbln
 - C99 and C++ TR1 C-style Functions, 35
 - C99 and TR1 C Functions Overview, 467
- scalblnf
 - C99 and C++ TR1 C-style Functions, 35
 - C99 and TR1 C Functions Overview, 467
- scalblnl
 - C99 and C++ TR1 C-style Functions, 35
 - C99 and TR1 C Functions Overview, 467
- scalbn
 - C99 and C++ TR1 C-style Functions, 35
 - C99 and TR1 C Functions Overview, 467
- scalbnf
 - C99 and C++ TR1 C-style Functions, 35
 - C99 and TR1 C Functions Overview, 467
- scalbnl
 - C99 and C++ TR1 C-style Functions, 35
 - C99 and TR1 C Functions Overview, 467
- scale
 - Additional Implementation Notes, 702

- Cauchy-Lorentz Distribution, 168
- Extreme Value Distribution, 177
- Find mean and standard deviation example, 133
- Find Scale (Standard Deviation) Example, 131
- Gamma (and Erlang) Distribution, 184
- Inverse Chi Squared Distribution, 199
- Inverse Chi-Squared Distribution Bayes Example, 120
- Inverse Gamma Distribution, 203
- Inverse Gaussian (or Inverse Normal) Distribution, 206
- Laplace Distribution, 210
- Log Normal Distribution, 215
- Logistic Distribution, 213
- Normal (Gaussian) Distribution, 243
- Pareto Distribution, 246
- Skew Normal Distribution, 254
- Weibull Distribution, 270
- schroeder_iterate
 - Root Finding With Derivatives: Newton-Raphson, Halley & Schroeder, 589
- semipolar
 - Quaternion Creation Functions, 533
 - Synopsis, 519
- shape
 - Cauchy-Lorentz Distribution, 168
 - Gamma (and Erlang) Distribution, 184
 - Inverse Gamma Distribution, 203
 - Inverse Gaussian (or Inverse Normal) Distribution, 206
 - Pareto Distribution, 246
 - Skew Normal Distribution, 254
 - Weibull Distribution, 270
- sign
 - Sign Manipulation Functions, 449
- signbit
 - Sign Manipulation Functions, 449
- sinc_pi
 - sinc_pi, 427
- sinhc_pi
 - sinhc_pi, 427
- sin_pi
 - sin_pi, 417
- skewness
 - Bernoulli Distribution, 151
 - Geometric Distribution, 186
 - Non-Member Properties, 142
 - Triangular Distribution, 262
- spherical
 - Octonion Creation Functions, 561
 - Quaternion Creation Functions, 533
 - Synopsis, 544
- spherical_harmonic
 - Spherical Harmonics, 339
- spherical_harmonic_i
 - Spherical Harmonics, 339
- spherical_harmonic_r
 - Spherical Harmonics, 339
- sph_bessel
 - C99 and C++ TR1 C-style Functions, 35
 - C99 and TR1 C Functions Overview, 467
 - Spherical Bessel Functions of the First and Second Kinds, 364

- TR1 C Functions Quick Reference, 480
- sph_besself
 - C99 and C++ TR1 C-style Functions, 35
 - C99 and TR1 C Functions Overview, 467
 - TR1 C Functions Quick Reference, 480
- sph_bessell
 - C99 and C++ TR1 C-style Functions, 35
 - C99 and TR1 C Functions Overview, 467
 - TR1 C Functions Quick Reference, 480
- sph_legendre
 - C99 and C++ TR1 C-style Functions, 35
 - C99 and TR1 C Functions Overview, 467
 - TR1 C Functions Quick Reference, 480
- sph_legendref
 - C99 and C++ TR1 C-style Functions, 35
 - C99 and TR1 C Functions Overview, 467
 - TR1 C Functions Quick Reference, 480
- sph_legendrel
 - C99 and C++ TR1 C-style Functions, 35
 - C99 and TR1 C Functions Overview, 467
 - TR1 C Functions Quick Reference, 480
- sph_neumann
 - C99 and C++ TR1 C-style Functions, 35
 - C99 and TR1 C Functions Overview, 467
 - Spherical Bessel Functions of the First and Second Kinds, 364
 - TR1 C Functions Quick Reference, 480
- sph_neumannf
 - C99 and C++ TR1 C-style Functions, 35
 - C99 and TR1 C Functions Overview, 467
 - TR1 C Functions Quick Reference, 480
- sph_neumannl
 - C99 and C++ TR1 C-style Functions, 35
 - C99 and TR1 C Functions Overview, 467
 - TR1 C Functions Quick Reference, 480
- sqrt1pm1
 - sqrt1pm1, 421
- standard_deviation
 - Find Location (Mean) Example, 129
 - Find Scale (Standard Deviation) Example, 131
 - Non-Member Properties, 142
 - Normal (Gaussian) Distribution, 243
- sum_series
 - Series Evaluation, 582
- sup
 - Octonion Value Operations, 560
 - Quaternion Value Operations, 532
 - Synopsis, 519, 544

T

- t
 - Calculating confidence intervals on the mean with the Students-t distribution, 57
- T
 - Known Issues, and TODO List, 731
 - Polynomial and Rational Function Evaluation, 587
 - Skew Normal Distribution, 254
- test
 - Relative Error and Testing, 605

Some Miscellaneous Examples of the Normal (Gaussian) Distribution, 114

tgamma

- C99 and C++ TR1 C-style Functions, 35
- C99 and TR1 C Functions Overview, 467
- C99 C Functions, 475
- Calling User Defined Error Handlers, 649
- Changing the Policy on an Ad Hoc Basis for the Special Functions, 641
- Errors In the Function `tgamma(a,z)`, 290
- Gamma, 278
- Incomplete Gamma Functions, 290
- Log Gamma, 281
- Setting Policies at Namespace Scope, 677
- Setting Policies at Namespace or Translation Unit Scope, 644

tgammaln

- Gamma, 278

tgammalf

- C99 and C++ TR1 C-style Functions, 35
- C99 and TR1 C Functions Overview, 467
- C99 C Functions, 475

tgammal

- C99 and C++ TR1 C-style Functions, 35
- C99 and TR1 C Functions Overview, 467
- C99 C Functions, 475

tgamma_delta_ratio

- Errors In the Function `tgamma_delta_ratio(a, delta)`, 287
- Ratios of Gamma Functions, 287

tgamma_lower

- Errors In the Function `tgamma_lower(a,z)`, 290
- Incomplete Gamma Functions, 290

tgamma_ratio

- Errors In the Function `tgamma_ratio(a, b)`, 287
- Ratios of Gamma Functions, 287

tol

- Root Finding Without Derivatives: Bisection, Bracket and TOMS748, 593, 596

trunc

- C99 and C++ TR1 C-style Functions, 35
- C99 and TR1 C Functions Overview, 467
- C99 C Functions, 475
- Conceptual Requirements for Real Number Types, 627
- Truncation Functions, 443

truncf

- C99 and C++ TR1 C-style Functions, 35
- C99 and TR1 C Functions Overview, 467
- C99 C Functions, 475

truncl

- C99 and C++ TR1 C-style Functions, 35
- C99 and TR1 C Functions Overview, 467
- C99 C Functions, 475

U

unreal

- Octonion Member Functions, 553
- Octonion Specializations, 548
- Octonion Value Operations, 560
- Quaternion Member Functions, 526
- Quaternion Specializations, 522
- Quaternion Value Operations, 532

- Synopsis, 519, 544
- Template Class octonion, 546
- Template Class quaternion, 521
- user_denorm_error
 - Calling User Defined Error Handlers, 649
 - Error Handling Policies, 664
- user_domain_error
 - Calling User Defined Error Handlers, 649
 - Error Handling Policies, 664
- user_evaluation_error
 - Calling User Defined Error Handlers, 649
 - Error Handling Policies, 664
- user_indeterminate_result_error
 - Calling User Defined Error Handlers, 649
 - Error Handling Policies, 664
- user_overflow_error
 - Calling User Defined Error Handlers, 649
 - Compile Time Power of a Runtime Base, 423
 - Error Handling Policies, 664
- user_pole_error
 - Calling User Defined Error Handlers, 649
 - Error Handling Policies, 664
- user_rounding_error
 - Calling User Defined Error Handlers, 649
 - Error Handling Policies, 664
- user_underflow_error
 - Calling User Defined Error Handlers, 649
 - Error Handling Policies, 664

V

- value
 - Calculating the Representation Distance Between Two Floating Point Values (ULP) float_distance, 464
 - Chi Squared Distribution, 171
 - Generic operations common to all distributions are non-member functions, 48
 - History and What's New, 32, 728
- variance
 - Beta Distribution, 154
 - Estimating the Required Sample Sizes for a Chi-Square Test for the Standard Deviation, 74
 - Geometric Distribution, 186
 - Inverse Chi-Squared Distribution Bayes Example, 120
 - Inverse Gamma Distribution, 203
 - Log Normal Distribution, 215
 - Logistic Distribution, 213
 - Non-Member Properties, 142
 - Triangular Distribution, 262
 - Uniform Distribution, 266

W

- write_code
 - Graphing, Profiling, and Generating Test Data for Special Functions, 607
- write_csv
 - Graphing, Profiling, and Generating Test Data for Special Functions, 607

Z

- zeta
 - Errors In the Function zeta(z), 408
 - Exponential Integral Ei, 414

Riemann Zeta Function, 408

Class Index

B

bernoulli_distribution
 Bernoulli Distribution, 151
beta_distribution
 Beta Distribution, 154
binomial_distribution
 Binomial Distribution, 160

C

cauchy_distribution
 Cauchy-Lorentz Distribution, 168
chi_squared_distribution
 Chi Squared Distribution, 171
construction_traits
 Use With User-Defined Types, 492

D

default_policy
 Policy Class Reference, 678

E

eps_tolerance
 Root Finding Without Derivatives: Bisection, Bracket and TOMS748, 593
equal_ceil
 Root Finding Without Derivatives: Bisection, Bracket and TOMS748, 593
equal_floor
 Root Finding Without Derivatives: Bisection, Bracket and TOMS748, 593
equal_nearest_integer
 Root Finding Without Derivatives: Bisection, Bracket and TOMS748, 593
exponential_distribution
 Exponential Distribution, 175
extreme_value_distribution
 Extreme Value Distribution, 177

F

fisher_f_distribution
 F Distribution, 179

G

gamma_distribution
 Gamma (and Erlang) Distribution, 184
gcd_evaluator
 GCD Function Object, 571
geometric_distribution
 Geometric Distribution, 186

H

hypergeometric_distribution
 Hypergeometric Distribution, 194

I

- inverse_chi_squared_distribution
 - Inverse Chi Squared Distribution, 199
- inverse_gamma_distribution
 - Inverse Gamma Distribution, 203
- inverse_gaussian_distribution
 - Inverse Gaussian (or Inverse Normal) Distribution, 206

L

- laplace_distribution
 - Laplace Distribution, 210
- lcm_evaluator
 - LCM Function Object, 572
- log1p_series
 - Series Evaluation, 582
- logistic_distribution
 - Logistic Distribution, 213
- lognormal_distribution
 - Log Normal Distribution, 215

M

- max_factorial
 - Factorial, 301

N

- negative_binomial_distribution
 - Negative Binomial Distribution, 218
- nonfinite_num_get
 - Facets for Floating-Point Infinities and NaNs, 452
- nonfinite_num_put
 - Facets for Floating-Point Infinities and NaNs, 452
- non_central_beta_distribution
 - Noncentral Beta Distribution, 226
- non_central_chi_squared_distribution
 - Noncentral Chi-Squared Distribution, 229
- non_central_f_distribution
 - Noncentral F Distribution, 234
- non_central_t_distribution
 - Noncentral T Distribution, 239
- normalise
 - Policy Class Reference, 678
- normal_distribution
 - Normal (Gaussian) Distribution, 243

O

- octonion
 - Octonion Non-Member Operators, 557
 - Octonion Specializations, 548
 - Template Class octonion, 546

P

- pareto_distribution
 - Pareto Distribution, 246
- poisson_distribution
 - Poisson Distribution, 248
- promote_args

Calling User Defined Error Handlers, 649
Setting Policies at Namespace or Translation Unit Scope, 644

Q

quaternion

Quaternion Non-Member Operators, 529
Quaternion Specializations, 522
Template Class quaternion, 521

R

rayleigh_distribution

Rayleigh Distribution, 251

S

skew_normal_distribution

Skew Normal Distribution, 254

students_t_distribution

Students t Distribution, 258

T

test_data

Graphing, Profiling, and Generating Test Data for Special Functions, 607

triangular_distribution

Additional Implementation Notes, 702
Triangular Distribution, 262

U

uniform_distribution

Uniform Distribution, 266

upper_incomplete_gamma_fract

Graphing, Profiling, and Generating Test Data for Special Functions, 607

W

weibull_distribution

Weibull Distribution, 270

Typedef Index

A

assert_undefined_type

Policy Class Reference, 678

B

bernoulli

Bernoulli Distribution, 151

beta

Beta Distribution, 154

binomial

Binomial Distribution, 160

C

cauchy

Cauchy-Lorentz Distribution, 168
Find Location (Mean) Example, 129

- Find mean and standard deviation example, 133
- Setting Policies at Namespace Scope, 677
- Setting Policies at Namespace or Translation Unit Scope, 644

chi_squared

- Chi Squared Distribution, 171

D

denorm_error_type

- Policy Class Reference, 678

discrete_quantile_type

- Policy Class Reference, 678

domain_error_type

- Policy Class Reference, 678

double_t

- C99 and C++ TR1 C-style Functions, 35
- C99 and TR1 C Functions Overview, 467
- C99 C Functions, 475

E

evaluation_error_type

- Policy Class Reference, 678

exponential

- Exponential Distribution, 175

extreme_value

- Extreme Value Distribution, 177

F

fisher_f

- F Distribution, 179
- Setting Policies for Distributions on an Ad Hoc Basis, 640

float_t

- C99 and C++ TR1 C-style Functions, 35
- C99 and TR1 C Functions Overview, 467
- C99 C Functions, 475

G

gamma

- Gamma (and Erlang) Distribution, 184
- Inverse Gamma Distribution, 203
- Setting Policies at Namespace or Translation Unit Scope, 644

geometric

- Geometric Distribution, 186

H

hypergeometric

- Hypergeometric Distribution, 194

I

indeterminate_result_error_type

- Policy Class Reference, 678

inverse_chi_squared

- Inverse Chi Squared Distribution, 199

inverse_gaussian

- Inverse Gaussian (or Inverse Normal) Distribution, 206

L

- laplace
 - Laplace Distribution, 210
- logistic
 - Logistic Distribution, 213
- lognormal
 - Log Normal Distribution, 215

N

- negative_binomial
 - Distribution Construction Examples, 53
 - Negative Binomial Distribution, 218
- non_central_beta
 - Noncentral Beta Distribution, 226
- non_central_chi_squared
 - Noncentral Chi-Squared Distribution, 229
- non_central_f
 - Noncentral F Distribution, 234
- non_central_t
 - Noncentral T Distribution, 239
- normal
 - Geometric Distribution Examples, 95
 - Normal (Gaussian) Distribution, 243
 - Setting Policies at Namespace or Translation Unit Scope, 644
 - Skew Normal Distribution, 254

O

- overflow_error_type
 - Policy Class Reference, 678

P

- pareto
 - Pareto Distribution, 246
- poisson
 - Poisson Distribution, 248
- pole_error_type
 - Policy Class Reference, 678
- policy_type
 - Bernoulli Distribution, 151
 - Beta Distribution, 154
 - Binomial Distribution, 160
 - Cauchy-Lorentz Distribution, 168
 - Chi Squared Distribution, 171
 - Exponential Distribution, 175
 - Gamma (and Erlang) Distribution, 184
 - Geometric Distribution, 186
 - Hypergeometric Distribution, 194
 - Inverse Chi Squared Distribution, 199
 - Inverse Gamma Distribution, 203
 - Inverse Gaussian (or Inverse Normal) Distribution, 206
 - Laplace Distribution, 210
 - Log Normal Distribution, 215
 - Logistic Distribution, 213
 - Negative Binomial Distribution, 218
 - Noncentral Beta Distribution, 226
 - Noncentral Chi-Squared Distribution, 229

- Noncentral F Distribution, 234
- Noncentral T Distribution, 239
- Normal (Gaussian) Distribution, 243
- Poisson Distribution, 248
- Rayleigh Distribution, 251
- Skew Normal Distribution, 254
- Students t Distribution, 258
- Triangular Distribution, 262
- Weibull Distribution, 270
- precision_type
 - Policy Class Reference, 678
- promote_double_type
 - Policy Class Reference, 678
- promote_float_type
 - Policy Class Reference, 678

R

- rayleigh
 - Rayleigh Distribution, 251
- rounding_error_type
 - Policy Class Reference, 678

S

- second_argument_type
 - GCD Function Object, 571
 - LCM Function Object, 572
- students_t
 - Namespaces, 7
 - Students t Distribution, 258

T

- triangular
 - Triangular Distribution, 262

U

- underflow_error_type
 - Policy Class Reference, 678
- uniform
 - Uniform Distribution, 266

V

- value_type
 - Bernoulli Distribution, 151
 - Beta Distribution, 154
 - Binomial Distribution, 160
 - Cauchy-Lorentz Distribution, 168
 - Chi Squared Distribution, 171
 - Exponential Distribution, 175
 - Extreme Value Distribution, 177
 - F Distribution, 179
 - Gamma (and Erlang) Distribution, 184
 - Geometric Distribution, 186
 - Graphing, Profiling, and Generating Test Data for Special Functions, 607
 - Hypergeometric Distribution, 194
 - Inverse Chi Squared Distribution, 199
 - Inverse Gamma Distribution, 203

- Inverse Gaussian (or Inverse Normal) Distribution, 206
- Laplace Distribution, 210
- Log Normal Distribution, 215
- Logistic Distribution, 213
- Negative Binomial Distribution, 218
- Noncentral Beta Distribution, 226
- Noncentral Chi-Squared Distribution, 229
- Noncentral F Distribution, 234
- Noncentral T Distribution, 239
- Normal (Gaussian) Distribution, 243
- Octonion Member Typedefs, 552
- Octonion Specializations, 548
- Pareto Distribution, 246
- Poisson Distribution, 248
- Polynomials, 602
- Quaternion Member Typedefs, 525
- Quaternion Specializations, 522
- Rayleigh Distribution, 251
- Skew Normal Distribution, 254
- Students t Distribution, 258
- Template Class octonion, 546
- Template Class quaternion, 521
- Triangular Distribution, 262
- Uniform Distribution, 266
- Weibull Distribution, 270

W

weibull

- Weibull Distribution, 270

Macro Index

B

- BOOST_CONSTANTS_GENERATE
 - Defining New Constants, 499
- BOOST_DEFINE_MATH_CONSTANT
 - Additional Implementation Notes, 702
 - Defining New Constants, 499
 - FAQs, 503
- BOOST_FPU_EXCEPTION_GUARD
 - Boost.Math Macros, 22
- BOOST_HAS_LOG1P
 - log1p, 417
- BOOST_MATH_APPEND_EXPLICIT_TEMPLATE_NON_TYPE_SPEC
 - Boost.Math Macros, 22
- BOOST_MATH_APPEND_EXPLICIT_TEMPLATE_TYPE_SPEC
 - Boost.Math Macros, 22
- BOOST_MATH_ASSERT_UNDEFINED_POLICY
 - Changing the Policy Defaults, 639
 - Mathematically Undefined Function Policies, 670
 - Using Macros to Change the Policy Defaults, 675
- BOOST_MATH_BUGGY_LARGE_FLOAT_CONSTANTS
 - Boost.Math Macros, 22
- BOOST_MATH_CONTROL_FP
 - Boost.Math Macros, 22
- BOOST_MATH_DECLARE_DISTRIBUTIONS

- Setting Polices at Namespace Scope, 677
- Setting Policies at Namespace or Translation Unit Scope, 644
- BOOST_MATH_DECLARE_SPECIAL_FUNCTIONS
 - Calling User Defined Error Handlers, 649
 - Setting Polices at Namespace Scope, 677
 - Setting Policies at Namespace or Translation Unit Scope, 644
- BOOST_MATH_DENORM_ERROR_POLICY
 - Using Macros to Change the Policy Defaults, 675
- BOOST_MATH_DIGITS10_POLICY
 - Using Macros to Change the Policy Defaults, 675
- BOOST_MATH_DISCRETE_QUANTILE_POLICY
 - Binomial Quiz Example, 83
 - Geometric Distribution Examples, 95
 - Negative Binomial Sales Quota Example., 105
 - Using Macros to Change the Policy Defaults, 675
- BOOST_MATH_DOMAIN_ERROR_POLICY
 - Additional Implementation Notes, 702
 - Error Handling Example, 126
 - Using Macros to Change the Policy Defaults, 675
- BOOST_MATH_EVALUATION_ERROR_POLICY
 - Using Macros to Change the Policy Defaults, 675
- BOOST_MATH_EXPLICIT_TEMPLATE_NON_TYPE
 - Boost.Math Macros, 22
- BOOST_MATH_EXPLICIT_TEMPLATE_TYPE
 - Boost.Math Macros, 22
- BOOST_MATH_EXPLICIT_TEMPLATE_TYPE_SPEC
 - Defining New Constants, 499
- BOOST_MATH_INDETERMINATE_RESULT_ERROR_POLICY
 - Using Macros to Change the Policy Defaults, 675
- BOOST_MATH_INSTRUMENT_CODE
 - Boost.Math Macros, 22
- BOOST_MATH_INSTRUMENT_FPU
 - Boost.Math Macros, 22
- BOOST_MATH_INSTRUMENT_VARIABLE
 - Boost.Math Macros, 22
- BOOST_MATH_INT_TABLE_TYPE
 - Boost.Math Tuning, 22
 - Performance Tuning Macros, 687
- BOOST_MATH_INT_VALUE_SUFFIX
 - Boost.Math Tuning, 22
- BOOST_MATH_MAX_POLY_ORDER
 - Boost.Math Tuning, 22
 - Performance Tuning Macros, 687
- BOOST_MATH_MAX_ROOT_ITERATION_POLICY
 - Iteration Limits Policies, 674
 - Using Macros to Change the Policy Defaults, 675
- BOOST_MATH_MAX_SERIES_ITERATION_POLICY
 - Iteration Limits Policies, 674
 - Using Macros to Change the Policy Defaults, 675
- BOOST_MATH_NO_DEDUCED_FUNCTION_POINTERS
 - Boost.Math Macros, 22
- BOOST_MATH_NO_LONG_DOUBLE_MATH_FUNCTIONS
 - Boost.Math Macros, 22
 - Supported/Tested Compilers, 17
- BOOST_MATH_NO_REAL_CONCEPT_TESTS
 - Boost.Math Macros, 22
- BOOST_MATH_OVERFLOW_ERROR_POLICY
 - Changing the Policy Defaults, 639

- Compile Time Power of a Runtime Base, 423
- Error Handling Example, 126
- Geometric Distribution Examples, 95
- Negative Binomial Sales Quota Example., 105
- Using Macros to Change the Policy Defaults, 675
- BOOST_MATH_POLE_ERROR_POLICY
 - Using Macros to Change the Policy Defaults, 675
- BOOST_MATH_POLY_METHOD
 - Boost.Math Tuning, 22
 - Performance Tuning Macros, 687
- BOOST_MATH_PROMOTE_DOUBLE_POLICY
 - Performance Tuning Macros, 687
 - Using Macros to Change the Policy Defaults, 675
- BOOST_MATH_PROMOTE_FLOAT_POLICY
 - Using Macros to Change the Policy Defaults, 675
- BOOST_MATH_RATIONAL_METHOD
 - Boost.Math Tuning, 22
 - Performance Tuning Macros, 687
- BOOST_MATH_ROUNDING_ERROR_POLICY
 - Using Macros to Change the Policy Defaults, 675
- BOOST_MATH_SMALL_CONSTANT
 - Boost.Math Macros, 22
- BOOST_MATH_STD_USING
 - Boost.Math Macros, 22
 - Defining New Constants, 499
- BOOST_MATH_UNDERFLOW_ERROR_POLICY
 - Using Macros to Change the Policy Defaults, 675
- BOOST_MATH_USE_C99
 - Boost.Math Macros, 22

F

- FP_INFINITE
 - Floating-Point Classification: Infinities and NaNs, 446
- FP_NAN
 - Floating-Point Classification: Infinities and NaNs, 446
- FP_NORMAL
 - Floating-Point Classification: Infinities and NaNs, 446
- FP_SUBNORMAL
 - Floating-Point Classification: Infinities and NaNs, 446
- FP_ZERO
 - Floating-Point Classification: Infinities and NaNs, 446

Index

A

- acosh
 - acosh, 432, 513
 - C99 and C++ TR1 C-style Functions, 35
 - C99 and TR1 C Functions Overview, 467
 - C99 C Functions, 475
- acoshf
 - C99 and C++ TR1 C-style Functions, 35
 - C99 and TR1 C Functions Overview, 467
 - C99 C Functions, 475
- acoshl
 - C99 and C++ TR1 C-style Functions, 35

- C99 and TR1 C Functions Overview, 467
- C99 C Functions, 475
- Advancing a Floating Point Value by a Specific Representation Distance (ULP) `float_advance`
 - `float_advance`, 464
 - `float_distance`, 464
- Airy Ai Function
 - `airy_ai`, 370
- Airy Ai' Function
 - `airy_ai_prime`, 372
- Airy Bi Function
 - `airy_bi`, 371
- Airy Bi' Function
 - `airy_bi_prime`, 374
- `airy_ai`
 - Airy Ai Function, 370
- `airy_ai_prime`
 - Airy Ai' Function, 372
- `airy_bi`
 - Airy Bi Function, 371
- `airy_bi_prime`
 - Airy Bi' Function, 374
- `airy_bi_zero`
 - History and What's New, 30, 726
- `asinh`
 - `asinh`, 434, 512
 - C99 and C++ TR1 C-style Functions, 35
 - C99 and TR1 C Functions Overview, 467
 - C99 C Functions, 475
- `asinhf`
 - C99 and C++ TR1 C-style Functions, 35
 - C99 and TR1 C Functions Overview, 467
 - C99 C Functions, 475
- `asinhf`
 - C99 and C++ TR1 C-style Functions, 35
 - C99 and TR1 C Functions Overview, 467
 - C99 C Functions, 475
- `assert_undefined_type`
 - Policy Class Reference, 678
- `assoc_laguerre`
 - C99 and C++ TR1 C-style Functions, 35
 - C99 and TR1 C Functions Overview, 467
 - TR1 C Functions Quick Reference, 480
- `assoc_laguerref`
 - C99 and C++ TR1 C-style Functions, 35
 - C99 and TR1 C Functions Overview, 467
 - TR1 C Functions Quick Reference, 480
- `assoc_laguerrel`
 - C99 and C++ TR1 C-style Functions, 35
 - C99 and TR1 C Functions Overview, 467
 - TR1 C Functions Quick Reference, 480
- `assoc_legendre`
 - C99 and C++ TR1 C-style Functions, 35
 - C99 and TR1 C Functions Overview, 467
 - TR1 C Functions Quick Reference, 480
- `assoc_legendref`
 - C99 and C++ TR1 C-style Functions, 35
 - C99 and TR1 C Functions Overview, 467
 - TR1 C Functions Quick Reference, 480

assoc_legendrel

C99 and C++ TR1 C-style Functions, 35
C99 and TR1 C Functions Overview, 467
TR1 C Functions Quick Reference, 480

atanh

atanh, 435, 514
C99 and C++ TR1 C-style Functions, 35
C99 and TR1 C Functions Overview, 467
C99 C Functions, 475

atanhf

C99 and C++ TR1 C-style Functions, 35
C99 and TR1 C Functions Overview, 467
C99 C Functions, 475

atanhl

C99 and C++ TR1 C-style Functions, 35
C99 and TR1 C Functions Overview, 467
C99 C Functions, 475

B**bernoulli**

Bernoulli Distribution, 151

Bernoulli Distribution

bernoulli, 151
bernoulli_distribution, 151
policy_type, 151
skewness, 151
value_type, 151

bernoulli_distribution

Bernoulli Distribution, 151

Bessel Functions of the First and Second Kinds

cyl_bessel_j, 345
cyl_neumann, 345

beta

Beta, 307
Beta Distribution, 154
Binomial Coefficients, 305
C99 and C++ TR1 C-style Functions, 35
C99 and TR1 C Functions Overview, 467
Errors In the Function beta(a, b, x), 309
Incomplete Beta Functions, 309
Noncentral Beta Distribution, 226
The Incomplete Beta Function Inverses, 315
TR1 C Functions Quick Reference, 480

Beta

beta, 307
Lanczos approximation, 307

Beta Distribution

beta, 154
beta_distribution, 154
find_beta, 154
ibeta, 154
ibetac, 154
ibetac_inv, 154
ibeta_derivative, 154
ibeta_inv, 154
ibeta_inva, 154
ibeta_invb, 154

- policy_type, 154
- value_type, 154
- variance, 154
- betac
 - Errors In the Function betac(a,b,x), 309
 - Incomplete Beta Functions, 309
- betaf
 - C99 and C++ TR1 C-style Functions, 35
 - C99 and TR1 C Functions Overview, 467
 - TR1 C Functions Quick Reference, 480
- betal
 - C99 and C++ TR1 C-style Functions, 35
 - C99 and TR1 C Functions Overview, 467
 - TR1 C Functions Quick Reference, 480
- beta_distribution
 - Beta Distribution, 154
- binomial
 - Binomial Distribution, 160
- Binomial Coefficients
 - beta, 305
 - binomial_coefficient, 305
- Binomial Coin-Flipping Example
 - cdf, 80
- Binomial Distribution
 - binomial, 160
 - binomial_distribution, 160
 - constants, 160
 - find_lower_bound_on_p, 160
 - find_upper_bound_on_p, 160
 - ibeta_derivative, 160
 - policy_type, 160
 - value_type, 160
- Binomial Quiz Example
 - BOOST_MATH_DISCRETE_QUANTILE_POLICY, 83
 - constants, 83
- binomial_coefficient
 - Binomial Coefficients, 305
- binomial_distribution
 - Binomial Distribution, 160
- Boost.Math Macros
 - BOOST_FPU_EXCEPTION_GUARD, 22
 - BOOST_MATH_APPEND_EXPLICIT_TEMPLATE_NON_TYPE_SPEC, 22
 - BOOST_MATH_APPEND_EXPLICIT_TEMPLATE_TYPE_SPEC, 22
 - BOOST_MATH_BUGGY_LARGE_FLOAT_CONSTANTS, 22
 - BOOST_MATH_CONTROL_FP, 22
 - BOOST_MATH_EXPLICIT_TEMPLATE_NON_TYPE, 22
 - BOOST_MATH_EXPLICIT_TEMPLATE_TYPE, 22
 - BOOST_MATH_INSTRUMENT_CODE, 22
 - BOOST_MATH_INSTRUMENT_FPU, 22
 - BOOST_MATH_INSTRUMENT_VARIABLE, 22
 - BOOST_MATH_NO_DEDUCED_FUNCTION_POINTERS, 22
 - BOOST_MATH_NO_LONG_DOUBLE_MATH_FUNCTIONS, 22
 - BOOST_MATH_NO_REAL_CONCEPT_TESTS, 22
 - BOOST_MATH_SMALL_CONSTANT, 22
 - BOOST_MATH_STD_USING, 22
 - BOOST_MATH_USE_C99, 22
 - constants, 22
- Boost.Math Tuning

- BOOST_MATH_INT_TABLE_TYPE, 22
- BOOST_MATH_INT_VALUE_SUFFIX, 22
- BOOST_MATH_MAX_POLY_ORDER, 22
- BOOST_MATH_POLY_METHOD, 22
- BOOST_MATH_RATIONAL_METHOD, 22
 - constants, 22
- BOOST_CONSTANTS_GENERATE
 - Defining New Constants, 499
- BOOST_DEFINE_MATH_CONSTANT
 - Additional Implementation Notes, 702
 - Defining New Constants, 499
 - FAQs, 503
- BOOST_FPU_EXCEPTION_GUARD
 - Boost.Math Macros, 22
- BOOST_HAS_LOG1P
 - log1p, 417
- BOOST_MATH_APPEND_EXPLICIT_TEMPLATE_NON_TYPE_SPEC
 - Boost.Math Macros, 22
- BOOST_MATH_APPEND_EXPLICIT_TEMPLATE_TYPE_SPEC
 - Boost.Math Macros, 22
- BOOST_MATH_ASSERT_UNDEFINED_POLICY
 - Changing the Policy Defaults, 639
 - Mathematically Undefined Function Policies, 670
 - Using Macros to Change the Policy Defaults, 675
- BOOST_MATH_BUGGY_LARGE_FLOAT_CONSTANTS
 - Boost.Math Macros, 22
- BOOST_MATH_CONTROL_FP
 - Boost.Math Macros, 22
- BOOST_MATH_DECLARE_DISTRIBUTIONS
 - Setting Polices at Namespace Scope, 677
 - Setting Policies at Namespace or Translation Unit Scope, 644
- BOOST_MATH_DECLARE_SPECIAL_FUNCTIONS
 - Calling User Defined Error Handlers, 649
 - Setting Polices at Namespace Scope, 677
 - Setting Policies at Namespace or Translation Unit Scope, 644
- BOOST_MATH_DENORM_ERROR_POLICY
 - Using Macros to Change the Policy Defaults, 675
- BOOST_MATH_DIGITS10_POLICY
 - Using Macros to Change the Policy Defaults, 675
- BOOST_MATH_DISCRETE_QUANTILE_POLICY
 - Binomial Quiz Example, 83
 - Geometric Distribution Examples, 95
 - Negative Binomial Sales Quota Example., 105
 - Using Macros to Change the Policy Defaults, 675
- BOOST_MATH_DOMAIN_ERROR_POLICY
 - Additional Implementation Notes, 702
 - Error Handling Example, 126
 - Using Macros to Change the Policy Defaults, 675
- BOOST_MATH_EVALUATION_ERROR_POLICY
 - Using Macros to Change the Policy Defaults, 675
- BOOST_MATH_EXPLICIT_TEMPLATE_NON_TYPE
 - Boost.Math Macros, 22
- BOOST_MATH_EXPLICIT_TEMPLATE_TYPE
 - Boost.Math Macros, 22
- BOOST_MATH_EXPLICIT_TEMPLATE_TYPE_SPEC
 - Defining New Constants, 499
- BOOST_MATH_INDETERMINATE_RESULT_ERROR_POLICY
 - Using Macros to Change the Policy Defaults, 675

BOOST_MATH_INSTRUMENT_CODE
Boost.Math Macros, 22

BOOST_MATH_INSTRUMENT_FPU
Boost.Math Macros, 22

BOOST_MATH_INSTRUMENT_VARIABLE
Boost.Math Macros, 22

BOOST_MATH_INT_TABLE_TYPE
Boost.Math Tuning, 22
Performance Tuning Macros, 687

BOOST_MATH_INT_VALUE_SUFFIX
Boost.Math Tuning, 22

BOOST_MATH_MAX_POLY_ORDER
Boost.Math Tuning, 22
Performance Tuning Macros, 687

BOOST_MATH_MAX_ROOT_ITERATION_POLICY
Iteration Limits Policies, 674
Using Macros to Change the Policy Defaults, 675

BOOST_MATH_MAX_SERIES_ITERATION_POLICY
Iteration Limits Policies, 674
Using Macros to Change the Policy Defaults, 675

BOOST_MATH_NO_DEDUCED_FUNCTION_POINTERS
Boost.Math Macros, 22

BOOST_MATH_NO_LONG_DOUBLE_MATH_FUNCTIONS
Boost.Math Macros, 22
Supported/Tested Compilers, 17

BOOST_MATH_NO_REAL_CONCEPT_TESTS
Boost.Math Macros, 22

BOOST_MATH_OVERFLOW_ERROR_POLICY
Changing the Policy Defaults, 639
Compile Time Power of a Runtime Base, 423
Error Handling Example, 126
Geometric Distribution Examples, 95
Negative Binomial Sales Quota Example., 105
Using Macros to Change the Policy Defaults, 675

BOOST_MATH_POLE_ERROR_POLICY
Using Macros to Change the Policy Defaults, 675

BOOST_MATH_POLY_METHOD
Boost.Math Tuning, 22
Performance Tuning Macros, 687

BOOST_MATH_PROMOTE_DOUBLE_POLICY
Performance Tuning Macros, 687
Using Macros to Change the Policy Defaults, 675

BOOST_MATH_PROMOTE_FLOAT_POLICY
Using Macros to Change the Policy Defaults, 675

BOOST_MATH_RATIONAL_METHOD
Boost.Math Tuning, 22
Performance Tuning Macros, 687

BOOST_MATH_ROUNDING_ERROR_POLICY
Using Macros to Change the Policy Defaults, 675

BOOST_MATH_SMALL_CONSTANT
Boost.Math Macros, 22

BOOST_MATH_STD_USING
Boost.Math Macros, 22
Defining New Constants, 499

BOOST_MATH_UNDERFLOW_ERROR_POLICY
Using Macros to Change the Policy Defaults, 675

BOOST_MATH_USE_C99
Boost.Math Macros, 22

brent_find_minima

Locating Function Minima: Brent's algorithm, 600

C

c

Triangular Distribution, 262

C99 and C++ TR1 C-style Functions

acosh, 35

acoshf, 35

acoshl, 35

asinh, 35

asinhf, 35

asinhf, 35

assoc_laguerre, 35

assoc_laguerref, 35

assoc_laguerrel, 35

assoc_legendre, 35

assoc_legendref, 35

assoc_legendrel, 35

atanh, 35

atanhf, 35

atanhl, 35

beta, 35

betaf, 35

betal, 35

cbrt, 35

cbrtf, 35

cbrtl, 35

comp_ellint_1, 35

comp_ellint_1f, 35

comp_ellint_1l, 35

comp_ellint_2, 35

comp_ellint_2f, 35

comp_ellint_2l, 35

comp_ellint_3, 35

comp_ellint_3f, 35

comp_ellint_3l, 35

conf_hyperg, 35

conf_hypergf, 35

conf_hypergl, 35

copysign, 35

copysignf, 35

copysignl, 35

cyl_bessel_i, 35

cyl_bessel_if, 35

cyl_bessel_il, 35

cyl_bessel_j, 35

cyl_bessel_jf, 35

cyl_bessel_jl, 35

cyl_bessel_k, 35

cyl_bessel_kf, 35

cyl_bessel_kl, 35

cyl_neumann, 35

cyl_neumannf, 35

cyl_neumannl, 35

double_t, 35

ellint_1, 35

ellint_1f, 35
ellint_1l, 35
ellint_2, 35
ellint_2f, 35
ellint_2l, 35
ellint_3, 35
ellint_3f, 35
ellint_3l, 35
erf, 35
erfc, 35
erfcf, 35
erfcl, 35
erff, 35
erfl, 35
exp2, 35
exp2f, 35
exp2l, 35
expint, 35
expintf, 35
expintl, 35
expm1, 35
expm1f, 35
expm1l, 35
fdim, 35
fdimf, 35
fdiml, 35
float_t, 35
fma, 35
fmaf, 35
fmal, 35
fmax, 35
fmaxf, 35
fmaxl, 35
fmin, 35
fminf, 35
fminl, 35
hermite, 35
hermitef, 35
hermitel, 35
hyperg, 35
hypergf, 35
hypergl, 35
hypot, 35
hypotf, 35
hypotl, 35
ilogb, 35
ilogbf, 35
ilogbl, 35
laguerre, 35
laguerref, 35
laguerrel, 35
legendre, 35
legendref, 35
legendrel, 35
lgamma, 35
lgammaf, 35
lgammal, 35
llrint, 35

llrintf, 35
llrintl, 35
llround, 35
llroundf, 35
llroundl, 35
log1p, 35
log1pf, 35
log1pl, 35
log2, 35
log2f, 35
log2l, 35
logb, 35
logbf, 35
logbl, 35
lrint, 35
lrintf, 35
lrintl, 35
lround, 35
lroundf, 35
lroundl, 35
nan, 35
nanf, 35
nanl, 35
nearbyint, 35
nearbyintf, 35
nearbyintl, 35
nextafter, 35
nextafterf, 35
nextafterl, 35
nexttoward, 35
nexttowardf, 35
nexttowardl, 35
remainder, 35
remainderf, 35
remainderl, 35
remquo, 35
remquof, 35
remquol, 35
riemann_zeta, 35
riemann_zetaf, 35
riemann_zetal, 35
rint, 35
rintf, 35
rintl, 35
round, 35
roundf, 35
roundl, 35
scalbln, 35
scalblnf, 35
scalblnl, 35
scalbn, 35
scalbnf, 35
scalbnl, 35
sph_bessel, 35
sph_besself, 35
sph_bessell, 35
sph_legendre, 35
sph_legendref, 35

sph_legendrel, 35
sph_neumann, 35
sph_neumannf, 35
sph_neumannl, 35
tgamma, 35
tgammaf, 35
tgammal, 35
trunc, 35
truncf, 35
truncl, 35

C99 and TR1 C Functions Overview

acosh, 467
acoshf, 467
acoshl, 467
asinh, 467
asinhf, 467
asinh1, 467
assoc_laguerre, 467
assoc_laguerref, 467
assoc_laguerrel, 467
assoc_legendre, 467
assoc_legendref, 467
assoc_legendrel, 467
atanh, 467
atanhf, 467
atanhl, 467
beta, 467
betaf, 467
betal, 467
cbrt, 467
cbrtf, 467
cbrtl, 467
comp_ellint_1, 467
comp_ellint_1f, 467
comp_ellint_1l, 467
comp_ellint_2, 467
comp_ellint_2f, 467
comp_ellint_2l, 467
comp_ellint_3, 467
comp_ellint_3f, 467
comp_ellint_3l, 467
conf_hyperg, 467
conf_hypergf, 467
conf_hypergl, 467
copysign, 467
copysignf, 467
copysignl, 467
cyl_bessel_i, 467
cyl_bessel_if, 467
cyl_bessel_il, 467
cyl_bessel_j, 467
cyl_bessel_jf, 467
cyl_bessel_jl, 467
cyl_bessel_k, 467
cyl_bessel_kf, 467
cyl_bessel_kl, 467
cyl_neumann, 467
cyl_neumannf, 467

cyl_neumannl, 467
double_t, 467
ellint_1, 467
ellint_1f, 467
ellint_1l, 467
ellint_2, 467
ellint_2f, 467
ellint_2l, 467
ellint_3, 467
ellint_3f, 467
ellint_3l, 467
erf, 467
erfc, 467
erfcf, 467
erfcl, 467
erff, 467
erfl, 467
exp2, 467
exp2f, 467
exp2l, 467
expint, 467
expintf, 467
expintl, 467
expm1, 467
expm1f, 467
expm1l, 467
fdim, 467
fdimf, 467
fdiml, 467
float_t, 467
fma, 467
fmaf, 467
fmal, 467
fmax, 467
fmaxf, 467
fmaxl, 467
fmin, 467
fminf, 467
fminl, 467
hermite, 467
hermitef, 467
hermitel, 467
hyperg, 467
hypergf, 467
hypergl, 467
hypot, 467
hypotf, 467
hypotl, 467
ilogb, 467
ilogbf, 467
ilogbl, 467
laguerre, 467
laguerref, 467
laguerrel, 467
legendre, 467
legendref, 467
legendrel, 467
lgamma, 467

lgammaf, 467
lgammal, 467
llrint, 467
llrintf, 467
llrintl, 467
llround, 467
llroundf, 467
llroundl, 467
log1p, 467
log1pf, 467
log1pl, 467
log2, 467
log2f, 467
log2l, 467
logb, 467
logbf, 467
logbl, 467
lrint, 467
lrintf, 467
lrintl, 467
lround, 467
lroundf, 467
lroundl, 467
nan, 467
nanf, 467
nanl, 467
nearbyint, 467
nearbyintf, 467
nearbyintl, 467
nextafter, 467
nextafterf, 467
nextafterl, 467
nexttoward, 467
nexttowardf, 467
nexttowardl, 467
remainder, 467
remainderf, 467
remainderl, 467
remquo, 467
remquof, 467
remquol, 467
riemann_zeta, 467
riemann_zetaf, 467
riemann_zetal, 467
rint, 467
rintf, 467
rintl, 467
round, 467
roundf, 467
roundl, 467
scalbln, 467
scalblnf, 467
scalblnl, 467
scalbn, 467
scalbnf, 467
scalbnl, 467
sph_bessel, 467
sph_besself, 467

sph_bessel, 467
sph_legendre, 467
sph_legendref, 467
sph_legendrel, 467
sph_neumann, 467
sph_neumannf, 467
sph_neumannl, 467
tgamma, 467
tgammaf, 467
tgammal, 467
trunc, 467
truncf, 467
truncl, 467

C99 C Functions

acosh, 475
acoshf, 475
acoshl, 475
asinh, 475
asinhf, 475
asinhf, 475
atanh, 475
atanhf, 475
atanhl, 475
cbrt, 475
cbrtf, 475
cbrtl, 475
copysign, 475
copysignf, 475
copysignl, 475
double_t, 475
erf, 475
erfc, 475
erfcf, 475
erfcl, 475
erff, 475
erfl, 475
expm1, 475
expm1f, 475
expm1l, 475
expression, 475
float_t, 475
fmax, 475
fmaxf, 475
fmaxl, 475
fmin, 475
fminf, 475
fminl, 475
hypot, 475
hypotf, 475
hypotl, 475
lgamma, 475
lgammaf, 475
lgammal, 475
llround, 475
llroundf, 475
llroundl, 475
log1p, 475
log1pf, 475

- log1pl, 475
- lround, 475
- lroundf, 475
- lroundl, 475
- nextafter, 475
- nextafterf, 475
- nextafterl, 475
- nexttoward, 475
- nexttowardf, 475
- nexttowardl, 475
- round, 475
- roundf, 475
- roundl, 475
- tgamma, 475
- tgammaf, 475
- tgammaL, 475
- trunc, 475
- truncf, 475
- truncl, 475
- Calling User Defined Error Handlers
 - BOOST_MATH_DECLARE_SPECIAL_FUNCTIONS, 649
 - erf_inv, 649
 - msg, 649
 - promote_args, 649
 - tgamma, 649
 - user_denorm_error, 649
 - user_domain_error, 649
 - user_evaluation_error, 649
 - user_indeterminate_result_error, 649
 - user_overflow_error, 649
 - user_pole_error, 649
 - user_rounding_error, 649
 - user_underflow_error, 649
- cauchy
 - Cauchy-Lorentz Distribution, 168
 - Find Location (Mean) Example, 129
 - Find mean and standard deviation example, 133
 - Setting Policies at Namespace Scope, 677
 - Setting Policies at Namespace or Translation Unit Scope, 644
- Cauchy-Lorentz Distribution
 - cauchy, 168
 - cauchy_distribution, 168
 - location, 168
 - policy_type, 168
 - scale, 168
 - shape, 168
 - value_type, 168
- cauchy_distribution
 - Cauchy-Lorentz Distribution, 168
- cbrt
 - C99 and C++ TR1 C-style Functions, 35
 - C99 and TR1 C Functions Overview, 467
 - C99 C Functions, 475
 - cbrt, 420
 - Root Finding With Derivatives: Newton-Raphson, Halley & Schroeder, 589
- cbrtf
 - C99 and C++ TR1 C-style Functions, 35
 - C99 and TR1 C Functions Overview, 467

- C99 C Functions, 475
- cbrtl
 - C99 and C++ TR1 C-style Functions, 35
 - C99 and TR1 C Functions Overview, 467
 - C99 C Functions, 475
- cdf
 - Additional Implementation Notes, 707
 - Binomial Coin-Flipping Example, 80
 - Discrete Quantile Policies, 671
 - Extras/Future Directions, 275
 - Generic operations common to all distributions are non-member functions, 48
 - Negative Binomial Sales Quota Example., 105
 - Non-Member Properties, 142
- changesign
 - Sign Manipulation Functions, 449
- Changing the Policy Defaults
 - BOOST_MATH_ASSERT_UNDEFINED_POLICY, 639
 - BOOST_MATH_OVERFLOW_ERROR_POLICY, 639
- Changing the Policy on an Ad Hoc Basis for the Special Functions
 - tgamma, 641
- checked_narrowing_cast
 - Error Handling, 10
- chf
 - Non-Member Properties, 142
- Chi Squared Distribution
 - chi_squared, 171
 - chi_squared_distribution, 171
 - find_degrees_of_freedom, 171
 - gamma_p_inv, 171
 - gamma_q_inv, 171
 - policy_type, 171
 - value, 171
 - value_type, 171
- chi_squared
 - Chi Squared Distribution, 171
- chi_squared_distribution
 - Chi Squared Distribution, 171
- Compile time GCD and LCM determination
 - constants, 574
 - expression, 574
- Compile Time Power of a Runtime Base
 - BOOST_MATH_OVERFLOW_ERROR_POLICY, 423
 - expression, 423
 - log2, 423
 - user_overflow_error, 423
- Compilers
 - range, 17
- Complements are supported too - and when to use them
 - constants, 50
 - expression, 50
 - quantile, 50
- comp_ellint_1
 - C99 and C++ TR1 C-style Functions, 35
 - C99 and TR1 C Functions Overview, 467
 - TR1 C Functions Quick Reference, 480
- comp_ellint_1f
 - C99 and C++ TR1 C-style Functions, 35
 - C99 and TR1 C Functions Overview, 467

- TR1 C Functions Quick Reference, 480
- comp_ellint_1l
 - C99 and C++ TR1 C-style Functions, 35
 - C99 and TR1 C Functions Overview, 467
 - TR1 C Functions Quick Reference, 480
- comp_ellint_2
 - C99 and C++ TR1 C-style Functions, 35
 - C99 and TR1 C Functions Overview, 467
 - TR1 C Functions Quick Reference, 480
- comp_ellint_2f
 - C99 and C++ TR1 C-style Functions, 35
 - C99 and TR1 C Functions Overview, 467
 - TR1 C Functions Quick Reference, 480
- comp_ellint_2l
 - C99 and C++ TR1 C-style Functions, 35
 - C99 and TR1 C Functions Overview, 467
 - TR1 C Functions Quick Reference, 480
- comp_ellint_3
 - C99 and C++ TR1 C-style Functions, 35
 - C99 and TR1 C Functions Overview, 467
 - TR1 C Functions Quick Reference, 480
- comp_ellint_3f
 - C99 and C++ TR1 C-style Functions, 35
 - C99 and TR1 C Functions Overview, 467
 - TR1 C Functions Quick Reference, 480
- comp_ellint_3l
 - C99 and C++ TR1 C-style Functions, 35
 - C99 and TR1 C Functions Overview, 467
 - TR1 C Functions Quick Reference, 480
- Conceptual Requirements for Distribution Types
 - expression, 632
 - quantile, 632
- Conceptual Requirements for Real Number Types
 - constants, 627
 - expression, 627
 - iround, 627
 - itrunc, 627
 - Lanczos approximation, 627
 - ldexp, 627
 - round, 627
 - trunc, 627
- confidence intervals on the mean with the Students-t distribution
 - expression, 57
 - t, 57
- conf_hyperg
 - C99 and C++ TR1 C-style Functions, 35
 - C99 and TR1 C Functions Overview, 467
 - TR1 C Functions Quick Reference, 480
- conf_hypergf
 - C99 and C++ TR1 C-style Functions, 35
 - C99 and TR1 C Functions Overview, 467
 - TR1 C Functions Quick Reference, 480
- conf_hypergl
 - C99 and C++ TR1 C-style Functions, 35
 - C99 and TR1 C Functions Overview, 467
 - TR1 C Functions Quick Reference, 480
- conj
 - Octonion Value Operations, 560

- Quaternion Value Operations, 532
- Synopsis, 519, 544
- constants
 - Additional Implementation Notes, 702
 - Binomial Distribution, 160
 - Binomial Quiz Example, 83
 - Boost.Math Macros, 22
 - Boost.Math Tuning, 22
 - Compile time GCD and LCM determination, 574
 - Complements are supported too - and when to use them, 50
 - Conceptual Requirements for Real Number Types, 627
 - Credits and Acknowledgements, 735
 - Defining New Constants, 499
 - Digamma, 285
 - Directory and File Structure, 6
 - Error Function Inverses, 326
 - Error Functions, 322
 - Exponential Distribution, 175
 - Exponential Integral Ei, 414
 - Extreme Value Distribution, 177
 - Factorial, 301
 - FAQs, 503, 506
 - History and What's New, 30-32, 726-728
 - Hypergeometric Distribution, 194
 - Introduction, 489
 - Log Gamma, 281
 - Mathematical Constants, 488, 495
 - Minimax Approximations and the Remez Algorithm, 603
 - Rayleigh Distribution, 251
 - Riemann Zeta Function, 408
 - The Lanczos Approximation, 712
 - The Mathematical Constants, 495
 - The Remez Method, 716
 - Uniform Distribution, 266
 - Use in non-template code, 490
 - Use in template code, 490
 - Use With User-Defined Types, 492
 - Using Boost.Math with High-Precision Floating-Point Libraries, 617
 - Using Boost.Multiprecision, 618
 - Using with GCC's `__float128` datatype, 623
 - Weibull Distribution, 270
- construction_traits
 - Use With User-Defined Types, 492
- Continued Fraction Evaluation
 - continued_fraction_a, 584
 - continued_fraction_b, 584
 - expression, 584
- continued_fraction_a
 - Continued Fraction Evaluation, 584
- continued_fraction_b
 - Continued Fraction Evaluation, 584
- conventions, 4
- copysign
 - C99 and C++ TR1 C-style Functions, 35
 - C99 and TR1 C Functions Overview, 467
 - C99 C Functions, 475
 - Sign Manipulation Functions, 449
- copysignf

- C99 and C++ TR1 C-style Functions, 35
- C99 and TR1 C Functions Overview, 467
- C99 C Functions, 475
- copysignl
 - C99 and C++ TR1 C-style Functions, 35
 - C99 and TR1 C Functions Overview, 467
 - C99 C Functions, 475
- cos_pi
 - cos_pi, 417
- Credits and Acknowledgements
 - constants, 735
 - expression, 735
- cylindrical
 - Octonion Creation Functions, 561
 - Quaternion Creation Functions, 533
 - Synopsis, 519, 544
- cylindrospherical
 - Quaternion Creation Functions, 533
 - Synopsis, 519
- cyl_bessel_i
 - C99 and C++ TR1 C-style Functions, 35
 - C99 and TR1 C Functions Overview, 467
 - Modified Bessel Functions of the First and Second Kinds, 359
 - TR1 C Functions Quick Reference, 480
- cyl_bessel_if
 - C99 and C++ TR1 C-style Functions, 35
 - C99 and TR1 C Functions Overview, 467
 - TR1 C Functions Quick Reference, 480
- cyl_bessel_il
 - C99 and C++ TR1 C-style Functions, 35
 - C99 and TR1 C Functions Overview, 467
 - TR1 C Functions Quick Reference, 480
- cyl_bessel_j
 - Bessel Functions of the First and Second Kinds, 345
 - C99 and C++ TR1 C-style Functions, 35
 - C99 and TR1 C Functions Overview, 467
 - Known Issues, and TODO List, 731
 - TR1 C Functions Quick Reference, 480
- cyl_bessel_jf
 - C99 and C++ TR1 C-style Functions, 35
 - C99 and TR1 C Functions Overview, 467
 - TR1 C Functions Quick Reference, 480
- cyl_bessel_jl
 - C99 and C++ TR1 C-style Functions, 35
 - C99 and TR1 C Functions Overview, 467
 - TR1 C Functions Quick Reference, 480
- cyl_bessel_j_zero
 - Finding Zeros of Bessel Functions of the First and Second Kinds, 350
- cyl_bessel_k
 - C99 and C++ TR1 C-style Functions, 35
 - C99 and TR1 C Functions Overview, 467
 - Modified Bessel Functions of the First and Second Kinds, 359
 - TR1 C Functions Quick Reference, 480
- cyl_bessel_kf
 - C99 and C++ TR1 C-style Functions, 35
 - C99 and TR1 C Functions Overview, 467
 - TR1 C Functions Quick Reference, 480
- cyl_bessel_kl

- C99 and C++ TR1 C-style Functions, 35
- C99 and TR1 C Functions Overview, 467
- TR1 C Functions Quick Reference, 480
- cyl_neumann
 - Bessel Functions of the First and Second Kinds, 345
 - C99 and C++ TR1 C-style Functions, 35
 - C99 and TR1 C Functions Overview, 467
 - Known Issues, and TODO List, 731
 - TR1 C Functions Quick Reference, 480
- cyl_neumannf
 - C99 and C++ TR1 C-style Functions, 35
 - C99 and TR1 C Functions Overview, 467
 - TR1 C Functions Quick Reference, 480
- cyl_neumannl
 - C99 and C++ TR1 C-style Functions, 35
 - C99 and TR1 C Functions Overview, 467
 - TR1 C Functions Quick Reference, 480
- cyl_neumann_zero
 - Finding Zeros of Bessel Functions of the First and Second Kinds, 350

D

- default_policy
 - Policy Class Reference, 678
- Defining New Constants
 - BOOST_CONSTANTS_GENERATE, 499
 - BOOST_DEFINE_MATH_CONSTANT, 499
 - BOOST_MATH_EXPLICIT_TEMPLATE_TYPE_SPEC, 499
 - BOOST_MATH_STD_USING, 499
 - constants, 499
 - get, 499
 - get_from_string, 499
- denorm_error_type
 - Policy Class Reference, 678
- Derivative of the Incomplete Beta Function
 - ibeta_derivative, 321
- Derivative of the Incomplete Gamma Function
 - gamma_p_derivative, 299
- digamma
 - Digamma, 285
- Digamma
 - constants, 285
 - digamma, 285
 - Lanczos approximation, 285
- Directory and File Structure
 - constants, 6
- Discrete Quantile Policies
 - cdf, 671
- discrete_quantile_type
 - Policy Class Reference, 678
- Distribution Algorithms
 - find_location, 273
 - find_scale, 273
- Distribution Construction Examples
 - mean, 53
 - negative_binomial, 53
- domain_error_type
 - Policy Class Reference, 678

Double Factorial

- double_factorial, 302

double_factorial

- Double Factorial, 302

double_t

- C99 and C++ TR1 C-style Functions, 35
- C99 and TR1 C Functions Overview, 467
- C99 C Functions, 475

E

ellint_1

- C99 and C++ TR1 C-style Functions, 35
- C99 and TR1 C Functions Overview, 467
- Elliptic Integrals of the First Kind - Legendre Form, 384
- TR1 C Functions Quick Reference, 480

ellint_1f

- C99 and C++ TR1 C-style Functions, 35
- C99 and TR1 C Functions Overview, 467
- TR1 C Functions Quick Reference, 480

ellint_1l

- C99 and C++ TR1 C-style Functions, 35
- C99 and TR1 C Functions Overview, 467
- TR1 C Functions Quick Reference, 480

ellint_2

- C99 and C++ TR1 C-style Functions, 35
- C99 and TR1 C Functions Overview, 467
- Elliptic Integrals of the Second Kind - Legendre Form, 386
- TR1 C Functions Quick Reference, 480

ellint_2f

- C99 and C++ TR1 C-style Functions, 35
- C99 and TR1 C Functions Overview, 467
- TR1 C Functions Quick Reference, 480

ellint_2l

- C99 and C++ TR1 C-style Functions, 35
- C99 and TR1 C Functions Overview, 467
- TR1 C Functions Quick Reference, 480

ellint_3

- C99 and C++ TR1 C-style Functions, 35
- C99 and TR1 C Functions Overview, 467
- Elliptic Integrals of the Third Kind - Legendre Form, 388
- TR1 C Functions Quick Reference, 480

ellint_3f

- C99 and C++ TR1 C-style Functions, 35
- C99 and TR1 C Functions Overview, 467
- TR1 C Functions Quick Reference, 480

ellint_3l

- C99 and C++ TR1 C-style Functions, 35
- C99 and TR1 C Functions Overview, 467
- TR1 C Functions Quick Reference, 480

ellint_rc

- Elliptic Integrals - Carlson Form, 380

ellint_rd

- Elliptic Integrals - Carlson Form, 380

ellint_rf

- Elliptic Integrals - Carlson Form, 380

ellint_rj

- Elliptic Integrals - Carlson Form, 380

- Elliptic Integral Overview
 - expression, 376
- Elliptic Integrals - Carlson Form
 - ellint_rc, 380
 - ellint_rd, 380
 - ellint_rf, 380
 - ellint_rj, 380
- Elliptic Integrals of the First Kind - Legendre Form
 - ellint_1, 384
- Elliptic Integrals of the Second Kind - Legendre Form
 - ellint_2, 386
- Elliptic Integrals of the Third Kind - Legendre Form
 - ellint_3, 388
- epsilon
 - Locating Function Minima: Brent's algorithm, 600
- eps_tolerance
 - Root Finding Without Derivatives: Bisection, Bracket and TOMS748, 593
- equal_ceil
 - Root Finding Without Derivatives: Bisection, Bracket and TOMS748, 593
- equal_floor
 - Root Finding Without Derivatives: Bisection, Bracket and TOMS748, 593
- equal_nearest_integer
 - Root Finding Without Derivatives: Bisection, Bracket and TOMS748, 593
- erf
 - C99 and C++ TR1 C-style Functions, 35
 - C99 and TR1 C Functions Overview, 467
 - C99 C Functions, 475
 - Error Functions, 322
 - Errors In the Function erf(z), 322
- erfc
 - C99 and C++ TR1 C-style Functions, 35
 - C99 and TR1 C Functions Overview, 467
 - C99 C Functions, 475
 - Error Functions, 322
 - Errors In the Function erfc(z), 322
 - Normal (Gaussian) Distribution, 243
- erfcf
 - C99 and C++ TR1 C-style Functions, 35
 - C99 and TR1 C Functions Overview, 467
 - C99 C Functions, 475
- erfcl
 - C99 and C++ TR1 C-style Functions, 35
 - C99 and TR1 C Functions Overview, 467
 - C99 C Functions, 475
- erfc_inv
 - Error Function Inverses, 326
- erff
 - C99 and C++ TR1 C-style Functions, 35
 - C99 and TR1 C Functions Overview, 467
 - C99 C Functions, 475
- erfl
 - C99 and C++ TR1 C-style Functions, 35
 - C99 and TR1 C Functions Overview, 467
 - C99 C Functions, 475
- erf_inv
 - Calling User Defined Error Handlers, 649
 - Error Function Inverses, 326
- Error Function Inverses

- constants, 326
- erfc_inv, 326
- erf_inv, 326
- Error Functions
 - constants, 322
 - erf, 322
 - erfc, 322
- Error Handling
 - checked_narrowing_cast, 10
- Error Handling Example
 - BOOST_MATH_DOMAIN_ERROR_POLICY, 126
 - BOOST_MATH_OVERFLOW_ERROR_POLICY, 126
 - infinity, 126
- Error Handling Policies
 - user_denorm_error, 664
 - user_domain_error, 664
 - user_evaluation_error, 664
 - user_indeterminate_result_error, 664
 - user_overflow_error, 664
 - user_pole_error, 664
 - user_rounding_error, 664
 - user_underflow_error, 664
- Errors In the Function beta(a, b, x)
 - beta, 309
- Errors In the Function betac(a,b,x)
 - betac, 309
- Errors In the Function erf(z)
 - erf, 322
- Errors In the Function erfc(z)
 - erfc, 322
- Errors In the Function expint(n, z)
 - expint, 412
- Errors In the Function expint(z)
 - expint, 414
- Errors In the Function gamma_p(a,z)
 - gamma_p, 290
- Errors In the Function gamma_q(a,z)
 - gamma_q, 290
- Errors In the Function ibeta(a,b,x)
 - ibeta, 309
- Errors In the Function ibetac(a,b,x)
 - ibetac, 309
- Errors In the Function tgamma(a,z)
 - tgamma, 290
- Errors In the Function tgamma_delta_ratio(a, delta)
 - tgamma_delta_ratio, 287
- Errors In the Function tgamma_lower(a,z)
 - tgamma_lower, 290
- Errors In the Function tgamma_ratio(a, b)
 - tgamma_ratio, 287
- Errors In the Function zeta(z)
 - zeta, 408
- Estimating the Required Sample Sizes for a Chi-Square Test for the Standard Deviation
 - variance, 74
- evaluate_even_polynomial
 - Polynomial and Rational Function Evaluation, 587
- evaluate_odd_polynomial
 - Polynomial and Rational Function Evaluation, 587

- evaluate_polynomial
 - Polynomial and Rational Function Evaluation, 587
- evaluate_rational
 - Polynomial and Rational Function Evaluation, 587
- evaluation_error_type
 - Policy Class Reference, 678
- exp2
 - C99 and C++ TR1 C-style Functions, 35
 - C99 and TR1 C Functions Overview, 467
- exp2f
 - C99 and C++ TR1 C-style Functions, 35
 - C99 and TR1 C Functions Overview, 467
- exp2l
 - C99 and C++ TR1 C-style Functions, 35
 - C99 and TR1 C Functions Overview, 467
- expint
 - C99 and C++ TR1 C-style Functions, 35
 - C99 and TR1 C Functions Overview, 467
 - Errors In the Function expint(n, z), 412
 - Errors In the Function expint(z), 414
 - Exponential Integral Ei, 414
 - Exponential Integral En, 412
 - TR1 C Functions Quick Reference, 480
- expintf
 - C99 and C++ TR1 C-style Functions, 35
 - C99 and TR1 C Functions Overview, 467
 - TR1 C Functions Quick Reference, 480
- expintl
 - C99 and C++ TR1 C-style Functions, 35
 - C99 and TR1 C Functions Overview, 467
 - TR1 C Functions Quick Reference, 480
- expml
 - C99 and C++ TR1 C-style Functions, 35
 - C99 and TR1 C Functions Overview, 467
 - C99 C Functions, 475
 - expml, 419
- expmlf
 - C99 and C++ TR1 C-style Functions, 35
 - C99 and TR1 C Functions Overview, 467
 - C99 C Functions, 475
- expmll
 - C99 and C++ TR1 C-style Functions, 35
 - C99 and TR1 C Functions Overview, 467
 - C99 C Functions, 475
- exponential
 - Exponential Distribution, 175
- Exponential Distribution
 - constants, 175
 - exponential, 175
 - exponential_distribution, 175
 - policy_type, 175
 - value_type, 175
- Exponential Integral Ei
 - constants, 414
 - expint, 414
 - zeta, 414
- Exponential Integral En
 - expint, 412

- exponential_distribution
 - Exponential Distribution, 175
- expression
 - C99 C Functions, 475
 - Calculating confidence intervals on the mean with the Students-t distribution, 57
 - Compile time GCD and LCM determination, 574
 - Compile Time Power of a Runtime Base, 423
 - Complements are supported too - and when to use them, 50
 - Conceptual Requirements for Distribution Types, 632
 - Conceptual Requirements for Real Number Types, 627
 - Continued Fraction Evaluation, 584
 - Credits and Acknowledgements, 735
 - Elliptic Integral Overview, 376
 - F Distribution, 179
 - Factorial, 301
 - FAQs, 503
 - Find Scale (Standard Deviation) Example, 131
 - Finding Zeros of Bessel Functions of the First and Second Kinds, 350
 - Gamma (and Erlang) Distribution, 184
 - Geometric Distribution Examples, 95
 - History and What's New, 31, 727
 - Hypergeometric Distribution, 194
 - Introduction, 489
 - Inverse Chi-Squared Distribution Bayes Example, 120
 - Jacobi Elliptic SN, CN and DN, 391
 - Mathematically Undefined Function Policies, 670
 - Negative Binomial Sales Quota Example., 105
 - Non-Member Properties, 142
 - Noncentral Beta Distribution, 226
 - Overview of the Jacobi Elliptic Functions, 391
 - Poisson Distribution, 248
 - Series Evaluation, 583
 - Skew Normal Distribution, 254
 - The Incomplete Beta Function Inverses, 315
 - The Lanczos Approximation, 712
 - The Remez Method, 716
 - To Do, 540, 567
 - Triangular Distribution, 262
 - Use in template code, 490
 - Using With MPFR or GMP - High-Precision Floating-Point Library, 624
 - Using without expression templates for Boost.Test and others, 625
- Extras/Future Directions
 - cdf, 275
- Extreme Value Distribution
 - constants, 177
 - extreme_value, 177
 - extreme_value_distribution, 177
 - location, 177
 - scale, 177
 - value_type, 177
- extreme_value
 - Extreme Value Distribution, 177
- extreme_value_distribution
 - Extreme Value Distribution, 177
- e_float
 - Using e_float Library, 624

F**F Distribution**

- expression, 179
- fisher_f, 179
- fisher_f_distribution, 179
- ibeta_derivative, 179
- value_type, 179

Facets for Floating-Point Infinities and NaNs

- nonfinite_num_get, 452
- nonfinite_num_put, 452

Factorial

- constants, 301
- expression, 301
- factorial, 301
- max_factorial, 301

factorial

- Factorial, 301

Falling Factorial

- falling_factorial, 305

falling_factorial

- Falling Factorial, 305

FAQs

- BOOST_DEFINE_MATH_CONSTANT, 503
- constants, 503, 506
- expression, 503

fdim

- C99 and C++ TR1 C-style Functions, 35
- C99 and TR1 C Functions Overview, 467

fdimf

- C99 and C++ TR1 C-style Functions, 35
- C99 and TR1 C Functions Overview, 467

fdiml

- C99 and C++ TR1 C-style Functions, 35
- C99 and TR1 C Functions Overview, 467

Find Location (Mean) Example

- cauchy, 129
- location, 129
- mean, 129
- standard_deviation, 129

Find mean and standard deviation example

- cauchy, 133
- scale, 133

Find Scale (Standard Deviation) Example

- expression, 131
- location, 131
- mean, 131
- scale, 131
- standard_deviation, 131

Finding the Next Greater Representable Value (float_next)

- float_next, 463

Finding the Next Representable Value in a Specific Direction (nextafter)

- nextafter, 462

Finding the Next Smaller Representable Value (float_prior)

- float_prior, 463

Finding Zeros of Bessel Functions of the First and Second Kinds

- cyl_bessel_j_zero, 350
- cyl_neumann_zero, 350

- expression, 350
- find_beta
 - Beta Distribution, 154
- find_degrees_of_freedom
 - Chi Squared Distribution, 171
 - Noncentral Chi-Squared Distribution, 229
 - Students t Distribution, 258
- find_location
 - Distribution Algorithms, 273
- find_lower_bound_on_p
 - Binomial Distribution, 160
 - Geometric Distribution, 186
 - Negative Binomial Distribution, 218
- find_non_centralty
 - Noncentral Chi-Squared Distribution, 229
- find_scale
 - Distribution Algorithms, 273
- find_upper_bound_on_p
 - Binomial Distribution, 160
 - Geometric Distribution, 186
 - Negative Binomial Distribution, 218
- fisher_f
 - F Distribution, 179
 - Setting Policies for Distributions on an Ad Hoc Basis, 640
- fisher_f_distribution
 - F Distribution, 179
- Floating-Point Classification: Infinities and NaNs
 - fpclassify, 446
 - FP_INFINITE, 446
 - FP_NAN, 446
 - FP_NORMAL, 446
 - FP_SUBNORMAL, 446
 - FP_ZERO, 446
 - isfinite, 446
 - isinf, 446
 - isnan, 446
 - isnormal, 446
- float_advance
 - Advancing a Floating Point Value by a Specific Representation Distance (ULP) float_advance, 464
- float_distance
 - Advancing a Floating Point Value by a Specific Representation Distance (ULP) float_advance, 464
 - Calculating the Representation Distance Between Two Floating Point Values (ULP) float_distance, 464
- float_next
 - Finding the Next Greater Representable Value (float_next), 463
- float_prior
 - Finding the Next Smaller Representable Value (float_prior), 463
- float_t
 - C99 and C++ TR1 C-style Functions, 35
 - C99 and TR1 C Functions Overview, 467
 - C99 C Functions, 475
- fma
 - C99 and C++ TR1 C-style Functions, 35
 - C99 and TR1 C Functions Overview, 467
- fmaf
 - C99 and C++ TR1 C-style Functions, 35
 - C99 and TR1 C Functions Overview, 467
- fmal
 - C99 and C++ TR1 C-style Functions, 35

- C99 and TR1 C Functions Overview, 467
- fmax
 - C99 and C++ TR1 C-style Functions, 35
 - C99 and TR1 C Functions Overview, 467
 - C99 C Functions, 475
- fmaxf
 - C99 and C++ TR1 C-style Functions, 35
 - C99 and TR1 C Functions Overview, 467
 - C99 C Functions, 475
- fmaxl
 - C99 and C++ TR1 C-style Functions, 35
 - C99 and TR1 C Functions Overview, 467
 - C99 C Functions, 475
- fmin
 - C99 and C++ TR1 C-style Functions, 35
 - C99 and TR1 C Functions Overview, 467
 - C99 C Functions, 475
- fminf
 - C99 and C++ TR1 C-style Functions, 35
 - C99 and TR1 C Functions Overview, 467
 - C99 C Functions, 475
- fminl
 - C99 and C++ TR1 C-style Functions, 35
 - C99 and TR1 C Functions Overview, 467
 - C99 C Functions, 475
- fpclassify
 - Floating-Point Classification: Infinities and NaNs, 446
- FP_INFINITE
 - Floating-Point Classification: Infinities and NaNs, 446
- FP_NAN
 - Floating-Point Classification: Infinities and NaNs, 446
- FP_NORMAL
 - Floating-Point Classification: Infinities and NaNs, 446
- FP_SUBNORMAL
 - Floating-Point Classification: Infinities and NaNs, 446
- FP_ZERO
 - Floating-Point Classification: Infinities and NaNs, 446

G

- gamma
 - Gamma (and Erlang) Distribution, 184
 - Inverse Gamma Distribution, 203
 - Setting Policies at Namespace or Translation Unit Scope, 644
- Gamma
 - Lanczos approximation, 278
 - tgamma, 278
 - tgammalpm1, 278
- Gamma (and Erlang) Distribution
 - expression, 184
 - gamma, 184
 - gamma_distribution, 184
 - gamma_p_inv, 184
 - gamma_q_inv, 184
 - mode, 184
 - policy_type, 184
 - scale, 184
 - shape, 184

- value_type, 184
- gamma_distribution
 - Gamma (and Erlang) Distribution, 184
- gamma_p
 - Errors In the Function gamma_p(a,z), 290
 - Incomplete Gamma Function Inverses, 297
 - Incomplete Gamma Functions, 290
- gamma_p_derivative
 - Derivative of the Incomplete Gamma Function, 299
- gamma_p_inv
 - Chi Squared Distribution, 171
 - Gamma (and Erlang) Distribution, 184
 - Incomplete Gamma Function Inverses, 297
- gamma_p_inva
 - Incomplete Gamma Function Inverses, 297
- gamma_q
 - Errors In the Function gamma_q(a,z), 290
 - Incomplete Gamma Functions, 290
- gamma_q_inv
 - Chi Squared Distribution, 171
 - Gamma (and Erlang) Distribution, 184
 - Incomplete Gamma Function Inverses, 297
- gamma_q_inva
 - Incomplete Gamma Function Inverses, 297
- gcd
 - Synopsis, 570
- GCD Function Object
 - gcd_evaluator, 571
 - second_argument_type, 571
- gcd_evaluator
 - GCD Function Object, 571
- Generic operations common to all distributions are non-member functions
 - cdf, 48
 - pdf, 48
 - value, 48
- geometric
 - Geometric Distribution, 186
- Geometric Distribution
 - find_lower_bound_on_p, 186
 - find_upper_bound_on_p, 186
 - geometric, 186
 - geometric_distribution, 186
 - mean, 186
 - policy_type, 186
 - skewness, 186
 - value_type, 186
 - variance, 186
- Geometric Distribution Examples
 - BOOST_MATH_DISCRETE_QUANTILE_POLICY, 95
 - BOOST_MATH_OVERFLOW_ERROR_POLICY, 95
 - expression, 95
 - normal, 95
- geometric_distribution
 - Geometric Distribution, 186
- get
 - Defining New Constants, 499
 - Use With User-Defined Types, 492
- get_from_string

- Defining New Constants, 499
- get_user_parameter_info
 - Graphing, Profiling, and Generating Test Data for Special Functions, 607
- Graphing, Profiling, and Generating Test Data for Special Functions
 - get_user_parameter_info, 607
 - insert, 607
 - make_periodic_param, 607
 - make_power_param, 607
 - make_random_param, 607
 - test_data, 607
 - upper_incomplete_gamma_fract, 607
 - value_type, 607
 - write_code, 607
 - write_csv, 607

H

- halley_iterate
 - Root Finding With Derivatives: Newton-Raphson, Halley & Schroeder, 589
- hazard
 - Non-Member Properties, 142
- hermite
 - C99 and C++ TR1 C-style Functions, 35
 - C99 and TR1 C Functions Overview, 467
 - Hermite Polynomials, 337
 - TR1 C Functions Quick Reference, 480
- Hermite Polynomials
 - hermite, 337
 - hermite_next, 337
- hermitef
 - C99 and C++ TR1 C-style Functions, 35
 - C99 and TR1 C Functions Overview, 467
 - TR1 C Functions Quick Reference, 480
- hermitel
 - C99 and C++ TR1 C-style Functions, 35
 - C99 and TR1 C Functions Overview, 467
 - TR1 C Functions Quick Reference, 480
- hermite_next
 - Hermite Polynomials, 337
- History and What's New
 - airy_bi_zero, 30, 726
 - constants, 30-32, 726-728
 - expression, 31, 727
 - Lanczos approximation, 33, 729
 - mode, 33, 729
 - nextafter, 32, 728
 - value, 32, 728
- hyperg
 - C99 and C++ TR1 C-style Functions, 35
 - C99 and TR1 C Functions Overview, 467
 - TR1 C Functions Quick Reference, 480
- hypergeometric
 - Hypergeometric Distribution, 194
- Hypergeometric Distribution
 - constants, 194
 - expression, 194
 - hypergeometric, 194
 - hypergeometric_distribution, 194

- Lanczos approximation, 194
- policy_type, 194
- value_type, 194
- hypergeometric_distribution
 - Hypergeometric Distribution, 194
- hypergf
 - C99 and C++ TR1 C-style Functions, 35
 - C99 and TR1 C Functions Overview, 467
 - TR1 C Functions Quick Reference, 480
- hypergl
 - C99 and C++ TR1 C-style Functions, 35
 - C99 and TR1 C Functions Overview, 467
 - TR1 C Functions Quick Reference, 480
- hypot
 - C99 and C++ TR1 C-style Functions, 35
 - C99 and TR1 C Functions Overview, 467
 - C99 C Functions, 475
 - hypot, 423
- hypotf
 - C99 and C++ TR1 C-style Functions, 35
 - C99 and TR1 C Functions Overview, 467
 - C99 C Functions, 475
- hypotl
 - C99 and C++ TR1 C-style Functions, 35
 - C99 and TR1 C Functions Overview, 467
 - C99 C Functions, 475

I

- ibeta
 - Beta Distribution, 154
 - Errors In the Function $\text{ibeta}(a,b,x)$, 309
 - Incomplete Beta Functions, 309
- ibetac
 - Beta Distribution, 154
 - Errors In the Function $\text{ibetac}(a,b,x)$, 309
 - Incomplete Beta Functions, 309
 - Students t Distribution, 258
- ibetac_inv
 - Beta Distribution, 154
 - Negative Binomial Distribution, 218
 - The Incomplete Beta Function Inverses, 315
- ibetac_inva
 - Negative Binomial Distribution, 218
 - The Incomplete Beta Function Inverses, 315
- ibetac_invb
 - Negative Binomial Distribution, 218
 - The Incomplete Beta Function Inverses, 315
- ibeta_derivative
 - Beta Distribution, 154
 - Binomial Distribution, 160
 - Derivative of the Incomplete Beta Function, 321
 - F Distribution, 179
- ibeta_inv
 - Beta Distribution, 154
 - Negative Binomial Distribution, 218
 - The Incomplete Beta Function Inverses, 315
- ibeta_inva

- Beta Distribution, 154
- Negative Binomial Distribution, 218
- The Incomplete Beta Function Inverses, 315
- ibeta_invb
 - Beta Distribution, 154
 - Negative Binomial Distribution, 218
 - The Incomplete Beta Function Inverses, 315
- ilogb
 - C99 and C++ TR1 C-style Functions, 35
 - C99 and TR1 C Functions Overview, 467
- ilogbf
 - C99 and C++ TR1 C-style Functions, 35
 - C99 and TR1 C Functions Overview, 467
- ilogbl
 - C99 and C++ TR1 C-style Functions, 35
 - C99 and TR1 C Functions Overview, 467
- Implementation Notes
 - BOOST_DEFINE_MATH_CONSTANT, 702
 - BOOST_MATH_DOMAIN_ERROR_POLICY, 702
 - cdf, 707
 - constants, 702
 - infinity, 702
 - median, 702
 - scale, 702
 - triangular_distribution, 702
- Incomplete Beta Function Inverses
 - beta, 315
 - expression, 315
 - ibetac_inv, 315
 - ibetac_inva, 315
 - ibetac_invb, 315
 - ibeta_inv, 315
 - ibeta_inva, 315
 - ibeta_invb, 315
- Incomplete Beta Functions
 - beta, 309
 - betac, 309
 - ibeta, 309
 - ibetac, 309
- Incomplete Gamma Function Inverses
 - gamma_p, 297
 - gamma_p_inv, 297
 - gamma_p_inva, 297
 - gamma_q_inv, 297
 - gamma_q_inva, 297
- Incomplete Gamma Functions
 - gamma_p, 290
 - gamma_q, 290
 - Lanczos approximation, 290
 - tgamma, 290
 - tgamma_lower, 290
- indeterminate_result_error_type
 - Policy Class Reference, 678
- infinity
 - Additional Implementation Notes, 702
 - Error Handling Example, 126
- insert
 - Graphing, Profiling, and Generating Test Data for Special Functions, 607

Introduction

- constants, 489
- expression, 489
- nan, 452

Inverse Chi Squared Distribution

- inverse_chi_squared, 199
- inverse_chi_squared_distribution, 199
- policy_type, 199
- quantile, 199
- scale, 199
- value_type, 199

Inverse Chi-Squared Distribution Bayes Example

- expression, 120
- scale, 120
- variance, 120

Inverse Gamma Distribution

- gamma, 203
- inverse_gamma_distribution, 203
- kurtosis_excess, 203
- policy_type, 203
- quantile, 203
- scale, 203
- shape, 203
- value_type, 203
- variance, 203

Inverse Gaussian (or Inverse Normal) Distribution

- inverse_gaussian, 206
- inverse_gaussian_distribution, 206
- mean, 206
- policy_type, 206
- quantile, 206
- scale, 206
- shape, 206
- value_type, 206

inverse_chi_squared

- Inverse Chi Squared Distribution, 199

inverse_chi_squared_distribution

- Inverse Chi Squared Distribution, 199

inverse_gamma_distribution

- Inverse Gamma Distribution, 203

inverse_gaussian

- Inverse Gaussian (or Inverse Normal) Distribution, 206

inverse_gaussian_distribution

- Inverse Gaussian (or Inverse Normal) Distribution, 206

iround

- Conceptual Requirements for Real Number Types, 627
- Rounding Functions, 443

isfinite

- Floating-Point Classification: Infinities and NaNs, 446

isinf

- Floating-Point Classification: Infinities and NaNs, 446

isnan

- Floating-Point Classification: Infinities and NaNs, 446

isnormal

- Floating-Point Classification: Infinities and NaNs, 446

Iteration Limits Policies

- BOOST_MATH_MAX_ROOT_ITERATION_POLICY, 674
- BOOST_MATH_MAX_SERIES_ITERATION_POLICY, 674

itrunc

Conceptual Requirements for Real Number Types, 627

Truncation Functions, 443

J

Jacobi Elliptic Function cd

jacobi_cd, 395

Jacobi Elliptic Function cn

jacobi_cn, 396

Jacobi Elliptic Function cs

jacobi_cs, 397

Jacobi Elliptic Function dc

jacobi_dc, 398

Jacobi Elliptic Function dn

jacobi_dn, 399

Jacobi Elliptic Function ds

jacobi_ds, 400

Jacobi Elliptic Function nc

jacobi_nc, 401

Jacobi Elliptic Function nd

jacobi_nd, 402

Jacobi Elliptic Function ns

jacobi_ns, 403

Jacobi Elliptic Function sc

jacobi_sc, 404

Jacobi Elliptic Function sd

jacobi_sd, 405

Jacobi Elliptic Function sn

jacobi_sn, 406

Jacobi Elliptic SN, CN and DN

expression, 391

jacobi_elliptic, 391

jacobi_cd

Jacobi Elliptic Function cd, 395

jacobi_cn

Jacobi Elliptic Function cn, 396

jacobi_cs

Jacobi Elliptic Function cs, 397

jacobi_dc

Jacobi Elliptic Function dc, 398

jacobi_dn

Jacobi Elliptic Function dn, 399

jacobi_ds

Jacobi Elliptic Function ds, 400

jacobi_elliptic

Jacobi Elliptic SN, CN and DN, 391

jacobi_nc

Jacobi Elliptic Function nc, 401

jacobi_nd

Jacobi Elliptic Function nd, 402

jacobi_ns

Jacobi Elliptic Function ns, 403

jacobi_sc

Jacobi Elliptic Function sc, 404

jacobi_sd

Jacobi Elliptic Function sd, 405

jacobi_sn

Jacobi Elliptic Function sn, 406

K

kahan_sum_series

Series Evaluation, 582

Known Issues, and TODO List

cyl_bessel_j, 731

cyl_neumann, 731

Lanczos approximation, 731

T, 731

kurtosis

Non-Member Properties, 142

kurtosis_excess

Inverse Gamma Distribution, 203

Non-Member Properties, 142

L

11

Octonion Value Operations, 560

Quaternion Value Operations, 532

Synopsis, 519, 544

laguerre

C99 and C++ TR1 C-style Functions, 35

C99 and TR1 C Functions Overview, 467

Laguerre (and Associated) Polynomials, 334

TR1 C Functions Quick Reference, 480

Laguerre (and Associated) Polynomials

laguerre, 334

laguerre_next, 334

laguerref

C99 and C++ TR1 C-style Functions, 35

C99 and TR1 C Functions Overview, 467

TR1 C Functions Quick Reference, 480

laguerrel

C99 and C++ TR1 C-style Functions, 35

C99 and TR1 C Functions Overview, 467

TR1 C Functions Quick Reference, 480

laguerre_next

Laguerre (and Associated) Polynomials, 334

Lanczos approximation

Beta, 307

Conceptual Requirements for Real Number Types, 627

Digamma, 285

Gamma, 278

History and What's New, 33, 729

Hypergeometric Distribution, 194

Incomplete Gamma Functions, 290

Known Issues, and TODO List, 731

Log Gamma, 281

Negative Binomial Distribution, 226

Performance Tuning Macros, 687

References, 723

The Lanczos Approximation, 712, 715

Using NTL Library, 625

Using With MPFR or GMP - High-Precision Floating-Point Library, 624

Lanczos Approximation

constants, 712

- expression, 712
 - Lanczos approximation, 712, 715
- laplace
 - Laplace Distribution, 210
- Laplace Distribution
 - laplace, 210
 - laplace_distribution, 210
 - location, 210
 - policy_type, 210
 - scale, 210
 - value_type, 210
- laplace_distribution
 - Laplace Distribution, 210
- lcm
 - Synopsis, 570
- LCM Function Object
 - lcm_evaluator, 572
 - second_argument_type, 572
- lcm_evaluator
 - LCM Function Object, 572
- ldexp
 - Conceptual Requirements for Real Number Types, 627
- legendre
 - C99 and C++ TR1 C-style Functions, 35
 - C99 and TR1 C Functions Overview, 467
 - TR1 C Functions Quick Reference, 480
- Legendre (and Associated) Polynomials
 - legendre_next, 329
 - legendre_p, 329
 - legendre_q, 329
- legendref
 - C99 and C++ TR1 C-style Functions, 35
 - C99 and TR1 C Functions Overview, 467
 - TR1 C Functions Quick Reference, 480
- legendrel
 - C99 and C++ TR1 C-style Functions, 35
 - C99 and TR1 C Functions Overview, 467
 - TR1 C Functions Quick Reference, 480
- legendre_next
 - Legendre (and Associated) Polynomials, 329
- legendre_p
 - Legendre (and Associated) Polynomials, 329
- legendre_q
 - Legendre (and Associated) Polynomials, 329
- lgamma
 - C99 and C++ TR1 C-style Functions, 35
 - C99 and TR1 C Functions Overview, 467
 - C99 C Functions, 475
 - Log Gamma, 281
 - Setting Polices at Namespace Scope, 677
- lgammaf
 - C99 and C++ TR1 C-style Functions, 35
 - C99 and TR1 C Functions Overview, 467
 - C99 C Functions, 475
- lgammal
 - C99 and C++ TR1 C-style Functions, 35
 - C99 and TR1 C Functions Overview, 467
 - C99 C Functions, 475

- llrint
 - C99 and C++ TR1 C-style Functions, 35
 - C99 and TR1 C Functions Overview, 467
- llrintf
 - C99 and C++ TR1 C-style Functions, 35
 - C99 and TR1 C Functions Overview, 467
- llrintl
 - C99 and C++ TR1 C-style Functions, 35
 - C99 and TR1 C Functions Overview, 467
- llround
 - C99 and C++ TR1 C-style Functions, 35
 - C99 and TR1 C Functions Overview, 467
 - C99 C Functions, 475
 - Rounding Functions, 443
- llroundf
 - C99 and C++ TR1 C-style Functions, 35
 - C99 and TR1 C Functions Overview, 467
 - C99 C Functions, 475
- llroundl
 - C99 and C++ TR1 C-style Functions, 35
 - C99 and TR1 C Functions Overview, 467
 - C99 C Functions, 475
- lltrunc
 - Truncation Functions, 443
- Locating Function Minima: Brent's algorithm
 - brent_find_minima, 600
 - epsilon, 600
- location
 - Cauchy-Lorentz Distribution, 168
 - Extreme Value Distribution, 177
 - Find Location (Mean) Example, 129
 - Find Scale (Standard Deviation) Example, 131
 - Laplace Distribution, 210
 - Log Normal Distribution, 215
 - Logistic Distribution, 213
 - Normal (Gaussian) Distribution, 243
 - Skew Normal Distribution, 254
- Log Gamma
 - constants, 281
 - Lanczos approximation, 281
 - lgamma, 281
 - tgamma, 281
- Log Normal Distribution
 - location, 215
 - lognormal, 215
 - lognormal_distribution, 215
 - policy_type, 215
 - scale, 215
 - value_type, 215
 - variance, 215
- log1p
 - BOOST_HAS_LOG1P, 417
 - C99 and C++ TR1 C-style Functions, 35
 - C99 and TR1 C Functions Overview, 467
 - C99 C Functions, 475
 - log1p, 417
 - Series Evaluation, 582
- log1pf

- C99 and C++ TR1 C-style Functions, 35
- C99 and TR1 C Functions Overview, 467
- C99 C Functions, 475
- log1pl
 - C99 and C++ TR1 C-style Functions, 35
 - C99 and TR1 C Functions Overview, 467
 - C99 C Functions, 475
- log1p_series
 - Series Evaluation, 582
- log2
 - C99 and C++ TR1 C-style Functions, 35
 - C99 and TR1 C Functions Overview, 467
 - Compile Time Power of a Runtime Base, 423
- log2f
 - C99 and C++ TR1 C-style Functions, 35
 - C99 and TR1 C Functions Overview, 467
- log2l
 - C99 and C++ TR1 C-style Functions, 35
 - C99 and TR1 C Functions Overview, 467
- logb
 - C99 and C++ TR1 C-style Functions, 35
 - C99 and TR1 C Functions Overview, 467
- logbf
 - C99 and C++ TR1 C-style Functions, 35
 - C99 and TR1 C Functions Overview, 467
- logbl
 - C99 and C++ TR1 C-style Functions, 35
 - C99 and TR1 C Functions Overview, 467
- logistic
 - Logistic Distribution, 213
- Logistic Distribution
 - location, 213
 - logistic, 213
 - logistic_distribution, 213
 - policy_type, 213
 - scale, 213
 - value_type, 213
 - variance, 213
- logistic_distribution
 - Logistic Distribution, 213
- lognormal
 - Log Normal Distribution, 215
- lognormal_distribution
 - Log Normal Distribution, 215
- lrint
 - C99 and C++ TR1 C-style Functions, 35
 - C99 and TR1 C Functions Overview, 467
- lrintf
 - C99 and C++ TR1 C-style Functions, 35
 - C99 and TR1 C Functions Overview, 467
- lrintl
 - C99 and C++ TR1 C-style Functions, 35
 - C99 and TR1 C Functions Overview, 467
- lround
 - C99 and C++ TR1 C-style Functions, 35
 - C99 and TR1 C Functions Overview, 467
 - C99 C Functions, 475
 - Rounding Functions, 443

lroundf

- C99 and C++ TR1 C-style Functions, 35
- C99 and TR1 C Functions Overview, 467
- C99 C Functions, 475

lroundl

- C99 and C++ TR1 C-style Functions, 35
- C99 and TR1 C Functions Overview, 467
- C99 C Functions, 475

ltrunc

- Truncation Functions, 443

M**make_periodic_param**

- Graphing, Profiling, and Generating Test Data for Special Functions, 607

make_policy

- Policy Class Reference, 678

make_power_param

- Graphing, Profiling, and Generating Test Data for Special Functions, 607

make_random_param

- Graphing, Profiling, and Generating Test Data for Special Functions, 607

Mathematical Constants

- constants, 488, 495

Mathematically Undefined Function Policies

- BOOST_MATH_ASSERT_UNDEFINED_POLICY, 670
- expression, 670

max_factorial

- Factorial, 301

mean

- Distribution Construction Examples, 53
- Find Location (Mean) Example, 129
- Find Scale (Standard Deviation) Example, 131
- Geometric Distribution, 186
- Inverse Gaussian (or Inverse Normal) Distribution, 206
- Non-Member Properties, 142
- Normal (Gaussian) Distribution, 243
- Poisson Distribution, 248
- Uniform Distribution, 266

median

- Additional Implementation Notes, 702
- Non-Member Properties, 142

Minimax Approximations and the Remez Algorithm

- constants, 603

mode

- Gamma (and Erlang) Distribution, 184
- History and What's New, 33, 729
- Non-Member Properties, 142
- Triangular Distribution, 262

Modified Bessel Functions of the First and Second Kinds

- cyl_bessel_i, 359
- cyl_bessel_k, 359

msg

- Calling User Defined Error Handlers, 649

multipolar

- Octonion Creation Functions, 561
- Quaternion Creation Functions, 533
- Synopsis, 519, 544

N

Namespaces

- students_t, 7

nan

- C99 and C++ TR1 C-style Functions, 35
- C99 and TR1 C Functions Overview, 467
- Introduction, 452
- Reference, 455, 457

nanf

- C99 and C++ TR1 C-style Functions, 35
- C99 and TR1 C Functions Overview, 467

nanl

- C99 and C++ TR1 C-style Functions, 35
- C99 and TR1 C Functions Overview, 467

navigation, 3

nearbyint

- C99 and C++ TR1 C-style Functions, 35
- C99 and TR1 C Functions Overview, 467

nearbyintf

- C99 and C++ TR1 C-style Functions, 35
- C99 and TR1 C Functions Overview, 467

nearbyintl

- C99 and C++ TR1 C-style Functions, 35
- C99 and TR1 C Functions Overview, 467

Negative Binomial Distribution

- find_lower_bound_on_p, 218
- find_upper_bound_on_p, 218
- ibetac_inv, 218
- ibetac_inva, 218
- ibetac_invb, 218
- ibeta_inv, 218
- ibeta_inva, 218
- ibeta_invb, 218
- Lanczos approximation, 226
- negative_binomial, 218
- negative_binomial_distribution, 218
- policy_type, 218
- r, 218
- value_type, 218

Negative Binomial Sales Quota Example.

- BOOST_MATH_DISCRETE_QUANTILE_POLICY, 105
- BOOST_MATH_OVERFLOW_ERROR_POLICY, 105
- cdf, 105
- expression, 105
- quantile, 105

negative_binomial

- Distribution Construction Examples, 53
- Negative Binomial Distribution, 218

negative_binomial_distribution

- Negative Binomial Distribution, 218

newton_raphson_iterate

- Root Finding With Derivatives: Newton-Raphson, Halley & Schroeder, 589

nextafter

- C99 and C++ TR1 C-style Functions, 35
- C99 and TR1 C Functions Overview, 467
- C99 C Functions, 475
- Finding the Next Representable Value in a Specific Direction (nextafter), 462

- History and What's New, 32, 728
- nextafterf
 - C99 and C++ TR1 C-style Functions, 35
 - C99 and TR1 C Functions Overview, 467
 - C99 C Functions, 475
- nextafterl
 - C99 and C++ TR1 C-style Functions, 35
 - C99 and TR1 C Functions Overview, 467
 - C99 C Functions, 475
- nexttoward
 - C99 and C++ TR1 C-style Functions, 35
 - C99 and TR1 C Functions Overview, 467
 - C99 C Functions, 475
- nexttowardf
 - C99 and C++ TR1 C-style Functions, 35
 - C99 and TR1 C Functions Overview, 467
 - C99 C Functions, 475
- nexttowardl
 - C99 and C++ TR1 C-style Functions, 35
 - C99 and TR1 C Functions Overview, 467
 - C99 C Functions, 475
- Non-Member Properties
 - cdf, 142
 - chf, 142
 - expression, 142
 - hazard, 142
 - kurtosis, 142
 - kurtosis_excess, 142
 - mean, 142
 - median, 142
 - mode, 142
 - pdf, 142
 - quantile, 142
 - range, 142
 - skewness, 142
 - standard_deviation, 142
 - variance, 142
- Noncentral Beta Distribution
 - beta, 226
 - expression, 226
 - non_central_beta, 226
 - non_central_beta_distribution, 226
 - policy_type, 226
 - value_type, 226
- Noncentral Chi-Squared Distribution
 - find_degrees_of_freedom, 229
 - find_non_centrality, 229
 - non_central_chi_squared, 229
 - non_central_chi_squared_distribution, 229
 - policy_type, 229
 - value_type, 229
- Noncentral F Distribution
 - non_central_f, 234
 - non_central_f_distribution, 234
 - policy_type, 234
 - value_type, 234
- Noncentral T Distribution
 - non_central_t, 239

- non_central_t_distribution, 239
- policy_type, 239
- value_type, 239
- nonfinite_num_get
 - Facets for Floating-Point Infinities and NaNs, 452
- nonfinite_num_put
 - Facets for Floating-Point Infinities and NaNs, 452
- non_central_beta
 - Noncentral Beta Distribution, 226
- non_central_beta_distribution
 - Noncentral Beta Distribution, 226
- non_central_chi_squared
 - Noncentral Chi-Squared Distribution, 229
- non_central_chi_squared_distribution
 - Noncentral Chi-Squared Distribution, 229
- non_central_f
 - Noncentral F Distribution, 234
- non_central_f_distribution
 - Noncentral F Distribution, 234
- non_central_t
 - Noncentral T Distribution, 239
- non_central_t_distribution
 - Noncentral T Distribution, 239
- norm
 - Octonion Value Operations, 560
 - Quaternion Value Operations, 532
 - Setting Policies at Namespace or Translation Unit Scope, 644
 - Synopsis, 519, 544
- normal
 - Geometric Distribution Examples, 95
 - Normal (Gaussian) Distribution, 243
 - Setting Policies at Namespace or Translation Unit Scope, 644
 - Skew Normal Distribution, 254
- Normal (Gaussian) Distribution
 - erfc, 243
 - location, 243
 - mean, 243
 - normal, 243
 - normal_distribution, 243
 - policy_type, 243
 - scale, 243
 - standard_deviation, 243
 - value_type, 243
- normalise
 - Policy Class Reference, 678
- normal_distribution
 - Normal (Gaussian) Distribution, 243

O

- octonion
 - Octonion Member Functions, 553
 - Octonion Non-Member Operators, 557
 - Octonion Specializations, 548
 - Template Class octonion, 546
- Octonion Creation Functions
 - cylindrical, 561
 - multipolar, 561

- spherical, 561
- Octonion Member Functions
 - octonion, 553
 - unreal, 553
- Octonion Member Typedefs
 - value_type, 552
- Octonion Non-Member Operators
 - octonion, 557
- Octonion Specializations
 - octonion, 548
 - unreal, 548
 - value_type, 548
- Octonion Value Operations
 - conj, 560
 - ll, 560
 - norm, 560
 - sup, 560
 - unreal, 560
- overflow_error_type
 - Policy Class Reference, 678
- Overview of the Jacobi Elliptic Functions
 - expression, 391
- Owen's T function
 - owens_t, 437
- owens_t
 - Owen's T function, 437

P

- pareto
 - Pareto Distribution, 246
- Pareto Distribution
 - pareto, 246
 - pareto_distribution, 246
 - scale, 246
 - shape, 246
 - value_type, 246
- pareto_distribution
 - Pareto Distribution, 246
- pdf
 - Generic operations common to all distributions are non-member functions, 48
 - Non-Member Properties, 142
- Performance Tuning Macros
 - BOOST_MATH_INT_TABLE_TYPE, 687
 - BOOST_MATH_MAX_POLY_ORDER, 687
 - BOOST_MATH_POLY_METHOD, 687
 - BOOST_MATH_PROMOTE_DOUBLE_POLICY, 687
 - BOOST_MATH_RATIONAL_METHOD, 687
 - Lanczos approximation, 687
- poisson
 - Poisson Distribution, 248
- Poisson Distribution
 - expression, 248
 - mean, 248
 - poisson, 248
 - poisson_distribution, 248
 - policy_type, 248
 - value_type, 248

- poisson_distribution
 - Poisson Distribution, 248
- pole_error_type
 - Policy Class Reference, 678
- Policy Class Reference
 - assert_undefined_type, 678
 - default_policy, 678
 - denorm_error_type, 678
 - discrete_quantile_type, 678
 - domain_error_type, 678
 - evaluation_error_type, 678
 - indeterminate_result_error_type, 678
 - make_policy, 678
 - normalise, 678
 - overflow_error_type, 678
 - pole_error_type, 678
 - precision_type, 678
 - promote_double_type, 678
 - promote_float_type, 678
 - rounding_error_type, 678
 - underflow_error_type, 678
- policy_type
 - Bernoulli Distribution, 151
 - Beta Distribution, 154
 - Binomial Distribution, 160
 - Cauchy-Lorentz Distribution, 168
 - Chi Squared Distribution, 171
 - Exponential Distribution, 175
 - Gamma (and Erlang) Distribution, 184
 - Geometric Distribution, 186
 - Hypergeometric Distribution, 194
 - Inverse Chi Squared Distribution, 199
 - Inverse Gamma Distribution, 203
 - Inverse Gaussian (or Inverse Normal) Distribution, 206
 - Laplace Distribution, 210
 - Log Normal Distribution, 215
 - Logistic Distribution, 213
 - Negative Binomial Distribution, 218
 - Noncentral Beta Distribution, 226
 - Noncentral Chi-Squared Distribution, 229
 - Noncentral F Distribution, 234
 - Noncentral T Distribution, 239
 - Normal (Gaussian) Distribution, 243
 - Poisson Distribution, 248
 - Rayleigh Distribution, 251
 - Skew Normal Distribution, 254
 - Students t Distribution, 258
 - Triangular Distribution, 262
 - Weibull Distribution, 270
- Polynomial and Rational Function Evaluation
 - evaluate_even_polynomial, 587
 - evaluate_odd_polynomial, 587
 - evaluate_polynomial, 587
 - evaluate_rational, 587
 - T, 587
- Polynomials
 - value_type, 602
- powm1

- powm1, 422
- precision_type
 - Policy Class Reference, 678
- promote_args
 - Calling User Defined Error Handlers, 649
 - Setting Policies at Namespace or Translation Unit Scope, 644
- promote_double_type
 - Policy Class Reference, 678
- promote_float_type
 - Policy Class Reference, 678

Q

- quantile
 - Complements are supported too - and when to use them, 50
 - Conceptual Requirements for Distribution Types, 632
 - Inverse Chi Squared Distribution, 199
 - Inverse Gamma Distribution, 203
 - Inverse Gaussian (or Inverse Normal) Distribution, 206
 - Negative Binomial Sales Quota Example., 105
 - Non-Member Properties, 142
 - Setting Policies at Namespace or Translation Unit Scope, 644
 - Skew Normal Distribution, 254, 256
 - Some Miscellaneous Examples of the Normal (Gaussian) Distribution, 114
 - Triangular Distribution, 262
- quaternion
 - Quaternion Member Functions, 526
 - Quaternion Non-Member Operators, 529
 - Quaternion Specializations, 522
 - Template Class quaternion, 521
- Quaternion Creation Functions
 - cylindrical, 533
 - cylindrospherical, 533
 - multipolar, 533
 - semipolar, 533
 - spherical, 533
- Quaternion Member Functions
 - quaternion, 526
 - unreal, 526
- Quaternion Member Typedefs
 - value_type, 525
- Quaternion Non-Member Operators
 - quaternion, 529
- Quaternion Specializations
 - quaternion, 522
 - unreal, 522
 - value_type, 522
- Quaternion Value Operations
 - conj, 532
 - 11, 532
 - norm, 532
 - sup, 532
 - unreal, 532

R

- r
 - Negative Binomial Distribution, 218
- range

- Compilers, 17
- Non-Member Properties, 142
- Ratios of Gamma Functions
 - tgamma_delta_ratio, 287
 - tgamma_ratio, 287
- rayleigh
 - Rayleigh Distribution, 251
- Rayleigh Distribution
 - constants, 251
 - policy_type, 251
 - rayleigh, 251
 - rayleigh_distribution, 251
 - value_type, 251
- rayleigh_distribution
 - Rayleigh Distribution, 251
- Reference
 - nan, 455, 457
- References
 - Lanczos approximation, 723
- Relative Error and Testing
 - relative_error, 605
 - test, 605
- relative_error
 - Relative Error and Testing, 605
- remainder
 - C99 and C++ TR1 C-style Functions, 35
 - C99 and TR1 C Functions Overview, 467
- remainderf
 - C99 and C++ TR1 C-style Functions, 35
 - C99 and TR1 C Functions Overview, 467
- remainderl
 - C99 and C++ TR1 C-style Functions, 35
 - C99 and TR1 C Functions Overview, 467
- Remez Method
 - constants, 716
 - expression, 716
- remquo
 - C99 and C++ TR1 C-style Functions, 35
 - C99 and TR1 C Functions Overview, 467
- remquof
 - C99 and C++ TR1 C-style Functions, 35
 - C99 and TR1 C Functions Overview, 467
- remquol
 - C99 and C++ TR1 C-style Functions, 35
 - C99 and TR1 C Functions Overview, 467
- Representation Distance Between Two Floating Point Values (ULP) float_distance
 - float_distance, 464
 - value, 464
- Riemann Zeta Function
 - constants, 408
 - zeta, 408
- riemann_zeta
 - C99 and C++ TR1 C-style Functions, 35
 - C99 and TR1 C Functions Overview, 467
 - TR1 C Functions Quick Reference, 480
- riemann_zetaf
 - C99 and C++ TR1 C-style Functions, 35
 - C99 and TR1 C Functions Overview, 467

- TR1 C Functions Quick Reference, 480
- riemann_zeta
 - C99 and C++ TR1 C-style Functions, 35
 - C99 and TR1 C Functions Overview, 467
 - TR1 C Functions Quick Reference, 480
- rint
 - C99 and C++ TR1 C-style Functions, 35
 - C99 and TR1 C Functions Overview, 467
- rintf
 - C99 and C++ TR1 C-style Functions, 35
 - C99 and TR1 C Functions Overview, 467
- rintl
 - C99 and C++ TR1 C-style Functions, 35
 - C99 and TR1 C Functions Overview, 467
- Rising Factorial
 - rising_factorial, 304
- rising_factorial
 - Rising Factorial, 304
- Root Finding With Derivatives: Newton-Raphson, Halley & Schroeder
 - cbrt, 589
 - halley_iterate, 589
 - newton_raphson_iterate, 589
 - schroeder_iterate, 589
- Root Finding Without Derivatives: Bisection, Bracket and TOMS748
 - eps_tolerance, 593
 - equal_ceil, 593
 - equal_floor, 593
 - equal_nearest_integer, 593
 - tol, 593, 596
- round
 - C99 and C++ TR1 C-style Functions, 35
 - C99 and TR1 C Functions Overview, 467
 - C99 C Functions, 475
 - Conceptual Requirements for Real Number Types, 627
 - Rounding Functions, 443
- roundf
 - C99 and C++ TR1 C-style Functions, 35
 - C99 and TR1 C Functions Overview, 467
 - C99 C Functions, 475
- Rounding Functions
 - iround, 443
 - llround, 443
 - lround, 443
 - round, 443
- rounding_error_type
 - Policy Class Reference, 678
- roundl
 - C99 and C++ TR1 C-style Functions, 35
 - C99 and TR1 C Functions Overview, 467
 - C99 C Functions, 475

S

- scalbln
 - C99 and C++ TR1 C-style Functions, 35
 - C99 and TR1 C Functions Overview, 467
- scalblnf
 - C99 and C++ TR1 C-style Functions, 35

- C99 and TR1 C Functions Overview, 467
- scalblnl
 - C99 and C++ TR1 C-style Functions, 35
 - C99 and TR1 C Functions Overview, 467
- scalbn
 - C99 and C++ TR1 C-style Functions, 35
 - C99 and TR1 C Functions Overview, 467
- scalbnf
 - C99 and C++ TR1 C-style Functions, 35
 - C99 and TR1 C Functions Overview, 467
- scalbnl
 - C99 and C++ TR1 C-style Functions, 35
 - C99 and TR1 C Functions Overview, 467
- scale
 - Additional Implementation Notes, 702
 - Cauchy-Lorentz Distribution, 168
 - Extreme Value Distribution, 177
 - Find mean and standard deviation example, 133
 - Find Scale (Standard Deviation) Example, 131
 - Gamma (and Erlang) Distribution, 184
 - Inverse Chi Squared Distribution, 199
 - Inverse Chi-Squared Distribution Bayes Example, 120
 - Inverse Gamma Distribution, 203
 - Inverse Gaussian (or Inverse Normal) Distribution, 206
 - Laplace Distribution, 210
 - Log Normal Distribution, 215
 - Logistic Distribution, 213
 - Normal (Gaussian) Distribution, 243
 - Pareto Distribution, 246
 - Skew Normal Distribution, 254
 - Weibull Distribution, 270
- schroeder_iterate
 - Root Finding With Derivatives: Newton-Raphson, Halley & Schroeder, 589
- second_argument_type
 - GCD Function Object, 571
 - LCM Function Object, 572
- semipolar
 - Quaternion Creation Functions, 533
 - Synopsis, 519
- Series Evaluation
 - expression, 583
 - kahan_sum_series, 582
 - log1p, 582
 - log1p_series, 582
 - sum_series, 582
- Setting Policies at Namespace Scope
 - BOOST_MATH_DECLARE_DISTRIBUTIONS, 677
 - BOOST_MATH_DECLARE_SPECIAL_FUNCTIONS, 677
 - cauchy, 677
 - lgamma, 677
 - tgamma, 677
- Setting Policies at Namespace or Translation Unit Scope
 - BOOST_MATH_DECLARE_DISTRIBUTIONS, 644
 - BOOST_MATH_DECLARE_SPECIAL_FUNCTIONS, 644
 - cauchy, 644
 - gamma, 644
 - norm, 644
 - normal, 644

- promote_args, 644
- quantile, 644
- tgamma, 644
- Setting Policies for Distributions on an Ad Hoc Basis
 - fisher_f, 640
- shape
 - Cauchy-Lorentz Distribution, 168
 - Gamma (and Erlang) Distribution, 184
 - Inverse Gamma Distribution, 203
 - Inverse Gaussian (or Inverse Normal) Distribution, 206
 - Pareto Distribution, 246
 - Skew Normal Distribution, 254
 - Weibull Distribution, 270
- sign
 - Sign Manipulation Functions, 449
- Sign Manipulation Functions
 - changesign, 449
 - copysign, 449
 - sign, 449
 - signbit, 449
- signbit
 - Sign Manipulation Functions, 449
- sinc_pi
 - sinc_pi, 427
- sinhc_pi
 - sinhc_pi, 427
- sin_pi
 - sin_pi, 417
- Skew Normal Distribution
 - expression, 254
 - location, 254
 - normal, 254
 - policy_type, 254
 - quantile, 254, 256
 - scale, 254
 - shape, 254
 - skew_normal_distribution, 254
 - T, 254
 - value_type, 254
- skewness
 - Bernoulli Distribution, 151
 - Geometric Distribution, 186
 - Non-Member Properties, 142
 - Triangular Distribution, 262
- skew_normal_distribution
 - Skew Normal Distribution, 254
- Some Miscellaneous Examples of the Normal (Gaussian) Distribution
 - quantile, 114
 - test, 114
- spherical
 - Octonion Creation Functions, 561
 - Quaternion Creation Functions, 533
 - Synopsis, 544
- Spherical Bessel Functions of the First and Second Kinds
 - sph_bessel, 364
 - sph_neumann, 364
- Spherical Harmonics
 - spherical_harmonic, 339

- spherical_harmonic_i, 339
- spherical_harmonic_r, 339
- spherical_harmonic
 - Spherical Harmonics, 339
- spherical_harmonic_i
 - Spherical Harmonics, 339
- spherical_harmonic_r
 - Spherical Harmonics, 339
- sph_bessel
 - C99 and C++ TR1 C-style Functions, 35
 - C99 and TR1 C Functions Overview, 467
 - Spherical Bessel Functions of the First and Second Kinds, 364
 - TR1 C Functions Quick Reference, 480
- sph_besself
 - C99 and C++ TR1 C-style Functions, 35
 - C99 and TR1 C Functions Overview, 467
 - TR1 C Functions Quick Reference, 480
- sph_bessell
 - C99 and C++ TR1 C-style Functions, 35
 - C99 and TR1 C Functions Overview, 467
 - TR1 C Functions Quick Reference, 480
- sph_legendre
 - C99 and C++ TR1 C-style Functions, 35
 - C99 and TR1 C Functions Overview, 467
 - TR1 C Functions Quick Reference, 480
- sph_legendref
 - C99 and C++ TR1 C-style Functions, 35
 - C99 and TR1 C Functions Overview, 467
 - TR1 C Functions Quick Reference, 480
- sph_legendrel
 - C99 and C++ TR1 C-style Functions, 35
 - C99 and TR1 C Functions Overview, 467
 - TR1 C Functions Quick Reference, 480
- sph_neumann
 - C99 and C++ TR1 C-style Functions, 35
 - C99 and TR1 C Functions Overview, 467
 - Spherical Bessel Functions of the First and Second Kinds, 364
 - TR1 C Functions Quick Reference, 480
- sph_neumannf
 - C99 and C++ TR1 C-style Functions, 35
 - C99 and TR1 C Functions Overview, 467
 - TR1 C Functions Quick Reference, 480
- sph_neumannl
 - C99 and C++ TR1 C-style Functions, 35
 - C99 and TR1 C Functions Overview, 467
 - TR1 C Functions Quick Reference, 480
- sqrt1pm1
 - sqrt1pm1, 421
- standard_deviation
 - Find Location (Mean) Example, 129
 - Find Scale (Standard Deviation) Example, 131
 - Non-Member Properties, 142
 - Normal (Gaussian) Distribution, 243
- Students t Distribution
 - find_degrees_of_freedom, 258
 - ibetac, 258
 - policy_type, 258
 - students_t, 258

- students_t_distribution, 258
- value_type, 258
- students_t
 - Namespaces, 7
 - Students t Distribution, 258
- students_t_distribution
 - Students t Distribution, 258
- sum_series
 - Series Evaluation, 582
- sup
 - Octonion Value Operations, 560
 - Quaternion Value Operations, 532
 - Synopsis, 519, 544
- Supported/Tested Compilers
 - BOOST_MATH_NO_LONG_DOUBLE_MATH_FUNCTIONS, 17
- Synopsis
 - conj, 519, 544
 - cylindrical, 519, 544
 - cylindrospherical, 519
 - gcd, 570
 - l1, 519, 544
 - lcm, 570
 - multipolar, 519, 544
 - norm, 519, 544
 - semipolar, 519
 - spherical, 544
 - sup, 519, 544
 - unreal, 519, 544

T

- t
 - Calculating confidence intervals on the mean with the Students-t distribution, 57
- T
 - Known Issues, and TODO List, 731
 - Polynomial and Rational Function Evaluation, 587
 - Skew Normal Distribution, 254
- Template Class octonion
 - octonion, 546
 - unreal, 546
 - value_type, 546
- Template Class quaternion
 - quaternion, 521
 - unreal, 521
 - value_type, 521
- test
 - Relative Error and Testing, 605
 - Some Miscellaneous Examples of the Normal (Gaussian) Distribution, 114
- test_data
 - Graphing, Profiling, and Generating Test Data for Special Functions, 607
- tgamma
 - C99 and C++ TR1 C-style Functions, 35
 - C99 and TR1 C Functions Overview, 467
 - C99 C Functions, 475
 - Calling User Defined Error Handlers, 649
 - Changing the Policy on an Ad Hoc Basis for the Special Functions, 641
 - Errors In the Function tgamma(a,z), 290
 - Gamma, 278

- Incomplete Gamma Functions, 290
- Log Gamma, 281
- Setting Policies at Namespace Scope, 677
- Setting Policies at Namespace or Translation Unit Scope, 644
- tgammalpm1
 - Gamma, 278
- tgammalf
 - C99 and C++ TR1 C-style Functions, 35
 - C99 and TR1 C Functions Overview, 467
 - C99 C Functions, 475
- tgammal
 - C99 and C++ TR1 C-style Functions, 35
 - C99 and TR1 C Functions Overview, 467
 - C99 C Functions, 475
- tgamma_delta_ratio
 - Errors In the Function `tgamma_delta_ratio(a, delta)`, 287
 - Ratios of Gamma Functions, 287
- tgamma_lower
 - Errors In the Function `tgamma_lower(a,z)`, 290
 - Incomplete Gamma Functions, 290
- tgamma_ratio
 - Errors In the Function `tgamma_ratio(a, b)`, 287
 - Ratios of Gamma Functions, 287
- To Do
 - expression, 540, 567
- tol
 - Root Finding Without Derivatives: Bisection, Bracket and TOMS748, 593, 596
- TR1 C Functions Quick Reference
 - `assoc_laguerre`, 480
 - `assoc_laguerref`, 480
 - `assoc_laguerrel`, 480
 - `assoc_legendre`, 480
 - `assoc_legendref`, 480
 - `assoc_legendrel`, 480
 - `beta`, 480
 - `betaf`, 480
 - `betal`, 480
 - `comp_ellint_1`, 480
 - `comp_ellint_1f`, 480
 - `comp_ellint_1l`, 480
 - `comp_ellint_2`, 480
 - `comp_ellint_2f`, 480
 - `comp_ellint_2l`, 480
 - `comp_ellint_3`, 480
 - `comp_ellint_3f`, 480
 - `comp_ellint_3l`, 480
 - `conf_hyperg`, 480
 - `conf_hypergf`, 480
 - `conf_hypergl`, 480
 - `cyl_bessel_i`, 480
 - `cyl_bessel_if`, 480
 - `cyl_bessel_il`, 480
 - `cyl_bessel_j`, 480
 - `cyl_bessel_jf`, 480
 - `cyl_bessel_jl`, 480
 - `cyl_bessel_k`, 480
 - `cyl_bessel_kf`, 480
 - `cyl_bessel_kl`, 480

- cyl_neumann, 480
- cyl_neumannf, 480
- cyl_neumannl, 480
- ellint_1, 480
- ellint_1f, 480
- ellint_1l, 480
- ellint_2, 480
- ellint_2f, 480
- ellint_2l, 480
- ellint_3, 480
- ellint_3f, 480
- ellint_3l, 480
- expint, 480
- expintf, 480
- expintl, 480
- hermite, 480
- hermitef, 480
- hermitel, 480
- hyperg, 480
- hypergf, 480
- hypergl, 480
- laguerre, 480
- laguerref, 480
- laguerrel, 480
- legendre, 480
- legendref, 480
- legendrel, 480
- riemann_zeta, 480
- riemann_zetaf, 480
- riemann_zetal, 480
- sph_bessel, 480
- sph_besself, 480
- sph_bessell, 480
- sph_legendre, 480
- sph_legendref, 480
- sph_legendrel, 480
- sph_neumann, 480
- sph_neumannf, 480
- sph_neumannl, 480
- triangular
 - Triangular Distribution, 262
- Triangular Distribution
 - c, 262
 - expression, 262
 - mode, 262
 - policy_type, 262
 - quantile, 262
 - skewness, 262
 - triangular, 262
 - triangular_distribution, 262
 - value_type, 262
 - variance, 262
- triangular_distribution
 - Additional Implementation Notes, 702
 - Triangular Distribution, 262
- trunc
 - C99 and C++ TR1 C-style Functions, 35
 - C99 and TR1 C Functions Overview, 467

- C99 C Functions, 475
- Conceptual Requirements for Real Number Types, 627
- Truncation Functions, 443
- Truncation Functions
 - itrunc, 443
 - lltrunc, 443
 - ltrunc, 443
 - trunc, 443
- truncf
 - C99 and C++ TR1 C-style Functions, 35
 - C99 and TR1 C Functions Overview, 467
 - C99 C Functions, 475
- truncf
 - C99 and C++ TR1 C-style Functions, 35
 - C99 and TR1 C Functions Overview, 467
 - C99 C Functions, 475

U

- underflow_error_type
 - Policy Class Reference, 678
- uniform
 - Uniform Distribution, 266
- Uniform Distribution
 - constants, 266
 - mean, 266
 - uniform, 266
 - uniform_distribution, 266
 - value_type, 266
 - variance, 266
- uniform_distribution
 - Uniform Distribution, 266
- unreal
 - Octonion Member Functions, 553
 - Octonion Specializations, 548
 - Octonion Value Operations, 560
 - Quaternion Member Functions, 526
 - Quaternion Specializations, 522
 - Quaternion Value Operations, 532
 - Synopsis, 519, 544
 - Template Class octonion, 546
 - Template Class quaternion, 521
- upper_incomplete_gamma_fract
 - Graphing, Profiling, and Generating Test Data for Special Functions, 607
- Use in non-template code
 - constants, 490
- Use in template code
 - constants, 490
 - expression, 490
- Use With User-Defined Types
 - constants, 492
 - construction_traits, 492
 - get, 492
- user_denorm_error
 - Calling User Defined Error Handlers, 649
 - Error Handling Policies, 664
- user_domain_error
 - Calling User Defined Error Handlers, 649

- Error Handling Policies, 664
- `user_evaluation_error`
 - Calling User Defined Error Handlers, 649
 - Error Handling Policies, 664
- `user_indeterminate_result_error`
 - Calling User Defined Error Handlers, 649
 - Error Handling Policies, 664
- `user_overflow_error`
 - Calling User Defined Error Handlers, 649
 - Compile Time Power of a Runtime Base, 423
 - Error Handling Policies, 664
- `user_pole_error`
 - Calling User Defined Error Handlers, 649
 - Error Handling Policies, 664
- `user_rounding_error`
 - Calling User Defined Error Handlers, 649
 - Error Handling Policies, 664
- `user_underflow_error`
 - Calling User Defined Error Handlers, 649
 - Error Handling Policies, 664
- Using Boost.Math with High-Precision Floating-Point Libraries
 - constants, 617
- Using Boost.Multiprecision
 - constants, 618
- Using `e_float` Library
 - `e_float`, 624
- Using Macros to Change the Policy Defaults
 - `BOOST_MATH_ASSERT_UNDEFINED_POLICY`, 675
 - `BOOST_MATH_DENORM_ERROR_POLICY`, 675
 - `BOOST_MATH_DIGITS10_POLICY`, 675
 - `BOOST_MATH_DISCRETE_QUANTILE_POLICY`, 675
 - `BOOST_MATH_DOMAIN_ERROR_POLICY`, 675
 - `BOOST_MATH_EVALUATION_ERROR_POLICY`, 675
 - `BOOST_MATH_INDETERMINATE_RESULT_ERROR_POLICY`, 675
 - `BOOST_MATH_MAX_ROOT_ITERATION_POLICY`, 675
 - `BOOST_MATH_MAX_SERIES_ITERATION_POLICY`, 675
 - `BOOST_MATH_OVERFLOW_ERROR_POLICY`, 675
 - `BOOST_MATH_POLE_ERROR_POLICY`, 675
 - `BOOST_MATH_PROMOTE_DOUBLE_POLICY`, 675
 - `BOOST_MATH_PROMOTE_FLOAT_POLICY`, 675
 - `BOOST_MATH_ROUNDING_ERROR_POLICY`, 675
 - `BOOST_MATH_UNDERFLOW_ERROR_POLICY`, 675
- Using NTL Library
 - Lanczos approximation, 625
- Using with GCC's `__float128` datatype
 - constants, 623
- Using With MPFR or GMP - High-Precision Floating-Point Library
 - expression, 624
 - Lanczos approximation, 624
- Using without expression templates for Boost.Test and others
 - expression, 625

V

- value
 - Calculating the Representation Distance Between Two Floating Point Values (ULP) `float_distance`, 464
 - Chi Squared Distribution, 171
 - Generic operations common to all distributions are non-member functions, 48

- History and What's New, 32, 728
- value_type
 - Bernoulli Distribution, 151
 - Beta Distribution, 154
 - Binomial Distribution, 160
 - Cauchy-Lorentz Distribution, 168
 - Chi Squared Distribution, 171
 - Exponential Distribution, 175
 - Extreme Value Distribution, 177
 - F Distribution, 179
 - Gamma (and Erlang) Distribution, 184
 - Geometric Distribution, 186
 - Graphing, Profiling, and Generating Test Data for Special Functions, 607
 - Hypergeometric Distribution, 194
 - Inverse Chi Squared Distribution, 199
 - Inverse Gamma Distribution, 203
 - Inverse Gaussian (or Inverse Normal) Distribution, 206
 - Laplace Distribution, 210
 - Log Normal Distribution, 215
 - Logistic Distribution, 213
 - Negative Binomial Distribution, 218
 - Noncentral Beta Distribution, 226
 - Noncentral Chi-Squared Distribution, 229
 - Noncentral F Distribution, 234
 - Noncentral T Distribution, 239
 - Normal (Gaussian) Distribution, 243
 - Octonion Member Typedefs, 552
 - Octonion Specializations, 548
 - Pareto Distribution, 246
 - Poisson Distribution, 248
 - Polynomials, 602
 - Quaternion Member Typedefs, 525
 - Quaternion Specializations, 522
 - Rayleigh Distribution, 251
 - Skew Normal Distribution, 254
 - Students t Distribution, 258
 - Template Class octonion, 546
 - Template Class quaternion, 521
 - Triangular Distribution, 262
 - Uniform Distribution, 266
 - Weibull Distribution, 270
- variance
 - Beta Distribution, 154
 - Estimating the Required Sample Sizes for a Chi-Square Test for the Standard Deviation, 74
 - Geometric Distribution, 186
 - Inverse Chi-Squared Distribution Bayes Example, 120
 - Inverse Gamma Distribution, 203
 - Log Normal Distribution, 215
 - Logistic Distribution, 213
 - Non-Member Properties, 142
 - Triangular Distribution, 262
 - Uniform Distribution, 266

W

- weibull
 - Weibull Distribution, 270
- Weibull Distribution

- constants, 270
- policy_type, 270
- scale, 270
- shape, 270
- value_type, 270
- weibull, 270
- weibull_distribution, 270
- weibull_distribution
 - Weibull Distribution, 270
- write_code
 - Graphing, Profiling, and Generating Test Data for Special Functions, 607
- write_csv
 - Graphing, Profiling, and Generating Test Data for Special Functions, 607

Z

- zeta
 - Errors In the Function $\zeta(z)$, 408
 - Exponential Integral Ei , 414
 - Riemann Zeta Function, 408